

Manuals+

[Q & A](#) | [Deep Search](#) | [Upload](#)

[manuals.plus](#) /

- › [ARENTI](#) /
- › [Arenti 360° View 5MP Pet Camera \(P2F\) Instruction Manual](#)

ARENTI P2F

Arenti 360° View 5MP Pet Camera (P2F) Instruction Manual

Model: P2F | Brand: ARENTI

INTRODUCTION

This manual provides detailed instructions for the setup, operation, and maintenance of your Arenti 360° View 5MP Pet Camera (P2F). Please read this guide thoroughly before using the device to ensure proper functionality and safety.



PACKAGE CONTENTS

Verify that all items listed below are included in your package:

- Arenti P2F 5MP Pet Camera Unit (2x)
- Power Adapter/Charger
- USB Cable
- Mounting Bracket
- Screws and Wall Anchors
- Instruction Manual

PRODUCT OVERVIEW

The Arenti P2F camera offers advanced surveillance features for indoor use. It provides high-resolution video, extensive coverage, and smart functionalities.

Key Features:

- **3K/5MP Resolution:** Captures clear and detailed video, 2.5 times the pixel count of a standard 1080P camera.
- **Dual-Band Wi-Fi:** Supports both 5GHz and 2.4GHz Wi-Fi networks for flexible and stable connectivity.
- **360° Angle Covered:** Features a 100° wide-angle lens with 355° horizontal and 93° vertical rotation for comprehensive room coverage.
- **Motion Tracking:** Automatically tracks moving objects within its field of view.
- **Smarter Detection:** Includes motion and noise detection with adjustable sensitivity and zone detection.
- **Two-Way Audio:** Built-in microphone and speaker for real-time communication.
- **Superior Night Vision:** Enhanced night vision mode allows clear viewing up to 33ft/10m in the dark.

Upgraded 5MP HD Picture Quality

Clear sight, day and night

5MP

1080P

90°

355°

Arenti

UHD
5MP

Arenti

Figure 2: High-Resolution Video and Pan/Tilt Capabilities



Figure 3: Dual-Band Wi-Fi Connectivity

SETUP GUIDE

Step 1: Powering On

Connect the camera to a power source using the provided USB cable and power adapter. The camera will initiate its startup sequence.

Step 2: App Download and Connection

Download the Arenti App from your mobile device's app store (Google Play for Android or Apple App Store for iOS). Follow the in-app instructions to register an account and add your new P2F camera. Ensure your mobile device is connected to a 2.4GHz or 5GHz Wi-Fi network during the setup process.

Video 1: Installation and Powering On the Indoor Camera

OPERATING INSTRUCTIONS

360° View and Motion Tracking

The P2F camera provides a comprehensive 360° view of its environment. You can remotely control the camera's pan (355° horizontal) and tilt (93° vertical) movements via the Arenti App. To enable automatic motion tracking, navigate to **APP > Device (tap device to live video page) > Settings > PTZ Settings > Motion Tracking > ON**.

Motion Detection & Auto Tracking

Intelligent AI detection and instant alerts



Alert message

device: pet camera has detected movement

Now



Figure 4: Motion Detection and Auto Tracking in Action

Smart Detection and Instant Alerts

The camera supports both motion and noise detection. You can adjust the sensitivity to three levels (low, medium, high) within the app. Additionally, zone detection allows you to specify particular areas for monitoring. Upon detecting an event, the camera will immediately push a message and an image to your mobile phone.



Figure 5: Smart Motion and Sound Detection Features

Two-Way Audio

The integrated microphone and speaker enable seamless two-way audio communication. This feature is ideal for using the P2F as a baby monitor or pet camera, allowing you to speak and listen through the mobile app.

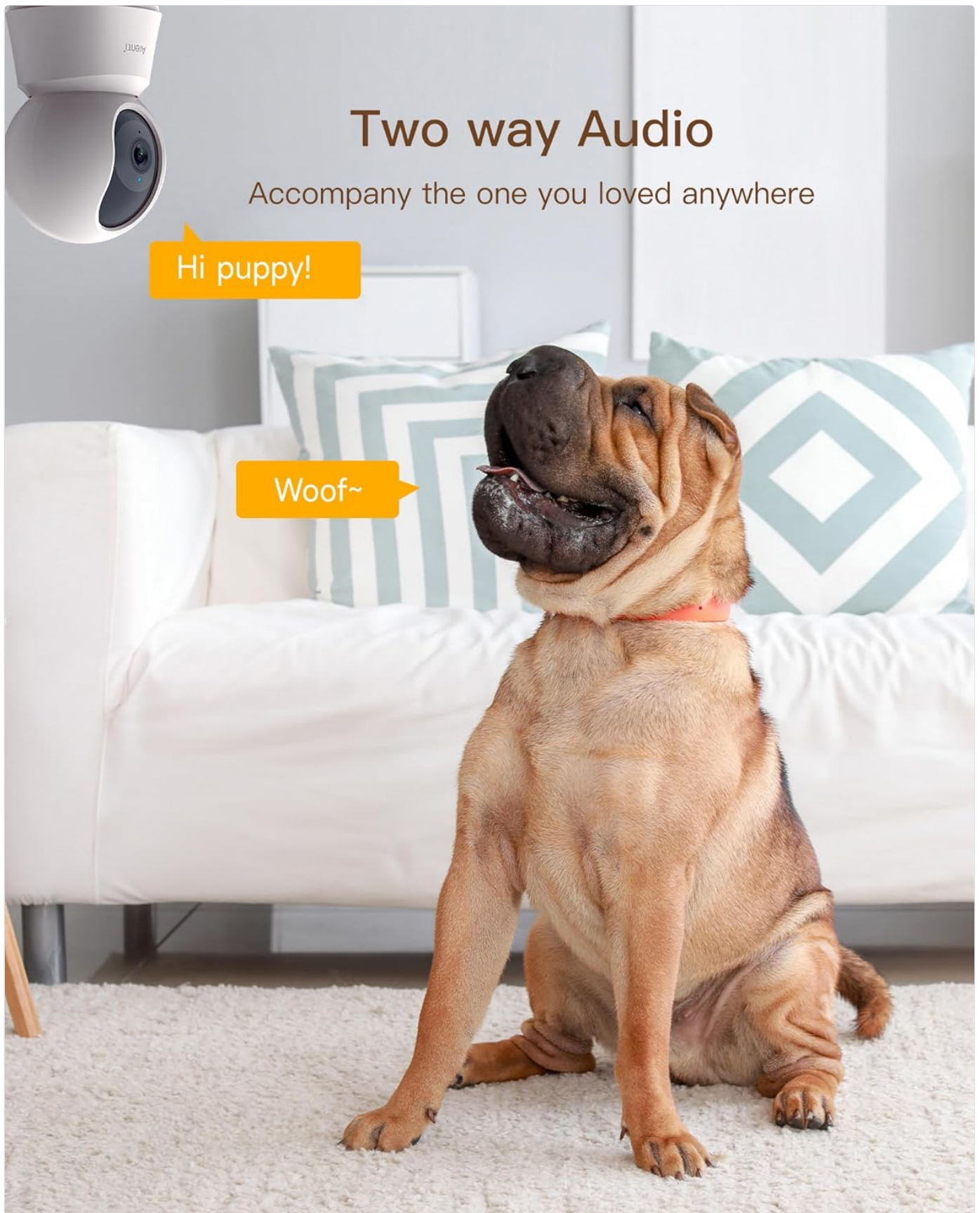


Figure 6: Two-Way Audio Communication

Night Vision

The camera's enhanced night vision ensures clear monitoring even in complete darkness, with an effective range of up to 33 feet (10 meters).



Figure 7: Enhanced Night Vision

Privacy Mode

To protect your privacy, the camera features a privacy mode that allows you to disable the lens. You can also customize a sleep mode schedule to automatically turn off monitoring during specific times.

Privacy in Sleep Mode

Customise your privacy schedule



Figure 8: Privacy Mode and Scheduling



Figure 9: Your Privacy is a Top Priority

STORAGE OPTIONS

Micro SD Card Storage

The camera supports local storage via a Micro SD card (FAT32 format) up to 256GB. This allows for continuous full-day recording, with videos exportable in MP4 format.



Figure 10: Built-in Micro SD Card Slot

Cloud Storage

A complimentary 1-month cloud event recording service is available, with footage securely stored on AWS by Amazon.

SMART HOME INTEGRATION

The Arenti P2F camera is compatible with Amazon Alexa. You can integrate your camera with Alexa-enabled devices to view live streams using voice commands.

Video 2: How to Work with Amazon Alexa

MAINTENANCE

- Regularly clean the camera lens with a soft, dry cloth to ensure optimal image clarity.
- Avoid placing the camera in direct sunlight or facing bright windows/glass, as this can reduce image quality and affect motion tracking performance.
- Ensure the camera is placed in a stable location to prevent accidental falls.



Figure 11: Optimal Camera Placement Guidelines

TROUBLESHOOTING

- **Camera Not Connecting to Wi-Fi:** Ensure your Wi-Fi network is active and within range. Verify that you are connecting to a 2.4GHz or 5GHz network and that your Arenti App is updated to the latest version.
- **Motion Tracking Not Functioning:** Check the app settings to confirm that motion tracking is enabled (APP > Device > Settings > PTZ Settings > Motion Tracking > ON).
- **Poor Image Quality:** Ensure the camera lens is clean. Avoid placing the camera directly facing strong light sources or reflective surfaces like glass, as this can cause glare or reduced clarity.
- **No Audio/Two-Way Audio Issues:** Check the volume settings on your mobile device and within the Arenti App. Ensure there are no obstructions blocking the camera's microphone or speaker.

SPECIFICATIONS

Feature	Detail
Video Capture Resolution	5 MP
Color	Multicolored
Number of Items	2
Included Components	Charger
Wireless Communication Technology	Bluetooth, Wi-Fi (2.4GHz & 5GHz)
Night Vision Range	33 Feet / 10 Meters
Material	Plastic
Indoor/Outdoor Usage	Indoor
Compatible Devices	Smartphone, Tablet
Power Source	Corded Electric
Controller Type	Amazon Alexa
Mounting Type	Wall Mount

Item Weight	10 g
-------------	------

WARRANTY AND SUPPORT

Your Arenti P2F camera comes with a 1-year warranty from the date of purchase. For technical support, troubleshooting assistance, or warranty claims, please contact Arenti customer service through their official website or the Arenti App.

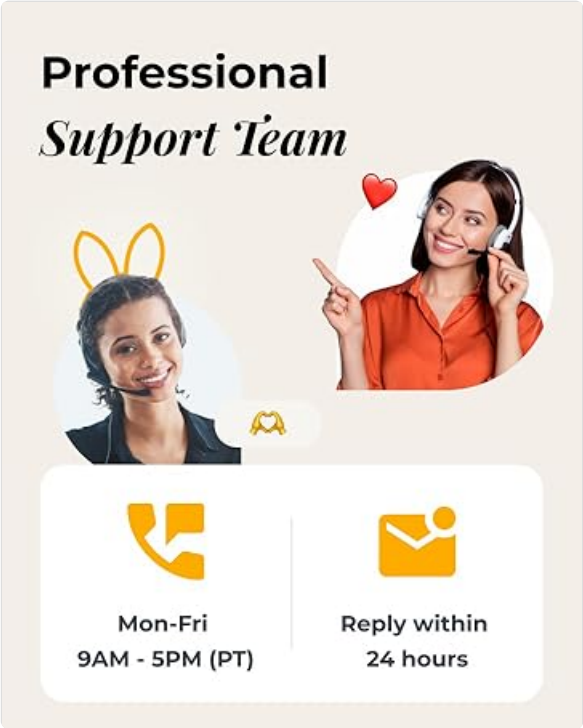








Figure 12: Professional Support Team

Related Documents - P2F

<div> <div>P2Q</div> <div>QUICK GUIDE</div> <div>Smart Pan Tilt Wi-Fi Camera</div>  </div>	<div> Arenti P2Q Smart Pan Tilt Wi-Fi Camera Quick Guide </div> <div> A quick start guide for the Arenti P2Q Smart Pan Tilt Wi-Fi Camera, covering packing list, product description, installation, configuration, specifications, and legal notices. </div>
---	--

	<p>Arenti Alnanny B2 Kit Smart Baby Monitor User Manual</p> <p>Comprehensive user manual for the Arenti Alnanny B2 Kit smart baby monitor, detailing setup, features, and troubleshooting.</p>
	<p>Arenti DOME 1 Smart Indoor Camera: Quick Guide & Features</p> <p>Comprehensive quick guide for the Arenti DOME 1 smart indoor security camera. Learn about its 2K/3MP Ultra HD video, pan/tilt control, AI detection, two-way audio, and compatibility with Amazon Alexa and Google Assistant.</p>
	<p>Arenti F1 Smart Wi-Fi Floodlight Camera Quick Guide</p> <p>A concise guide to installing and using the Arenti F1 Smart Wi-Fi Floodlight Camera, covering setup, features, and troubleshooting.</p>
	<p>Arenti IN1 Smart Indoor Wi-Fi Camera Quick Guide</p> <p>A quick start guide for the Arenti IN1 Smart Indoor Wi-Fi Camera, covering packing list, product description, configuration, specifications, and legal notices. Compatible with Amazon Alexa & Google Assistant.</p>
	<p>Arenti Smart Pan Tilt Wi-Fi Camera User Manual</p> <p>User manual for the Arenti Smart Pan Tilt Wi-Fi Camera, covering setup, specifications, and warranty information in multiple languages.</p>