

Ajazz K3MAX

Ajazz K3MAX Mechanical Gaming Keyboard Instruction Manual

Model: K3MAX

1. INTRODUCTION

The Ajazz K3MAX is a compact 100-key mechanical gaming keyboard designed for an enhanced typing and gaming experience. It features hot-swappable switches, vibrant RGB lighting, and N-Key rollover for precise input. This manual provides essential information for setting up, operating, and maintaining your keyboard.



Figure 1.1: Ajazz K3MAX Mechanical Gaming Keyboard (Lemon/Hot-swap Red Switch variant).

2. PACKAGE CONTENTS

Please check the package contents to ensure all items are present:

- Ajazz K3MAX Mechanical Gaming Keyboard
- USB-C Cable (for wired connection)
- Keycap Puller
- Switch Puller
- Extra Mechanical Switches (typically 2)
- User Manual (this document)

3. SETUP

3.1 Connecting the Keyboard

The Ajazz K3MAX keyboard connects via a USB-C wired connection. Simply plug the USB-C end of the provided cable into the keyboard's port and the USB-A end into an available USB port on your computer.

The keyboard is compatible with both Windows and Mac operating systems. No additional drivers are typically required for basic functionality.

3.2 Adjusting Keyboard Height

The keyboard features two strong foldable rear kickstands, allowing for three different height adjustments to suit your ergonomic preference.

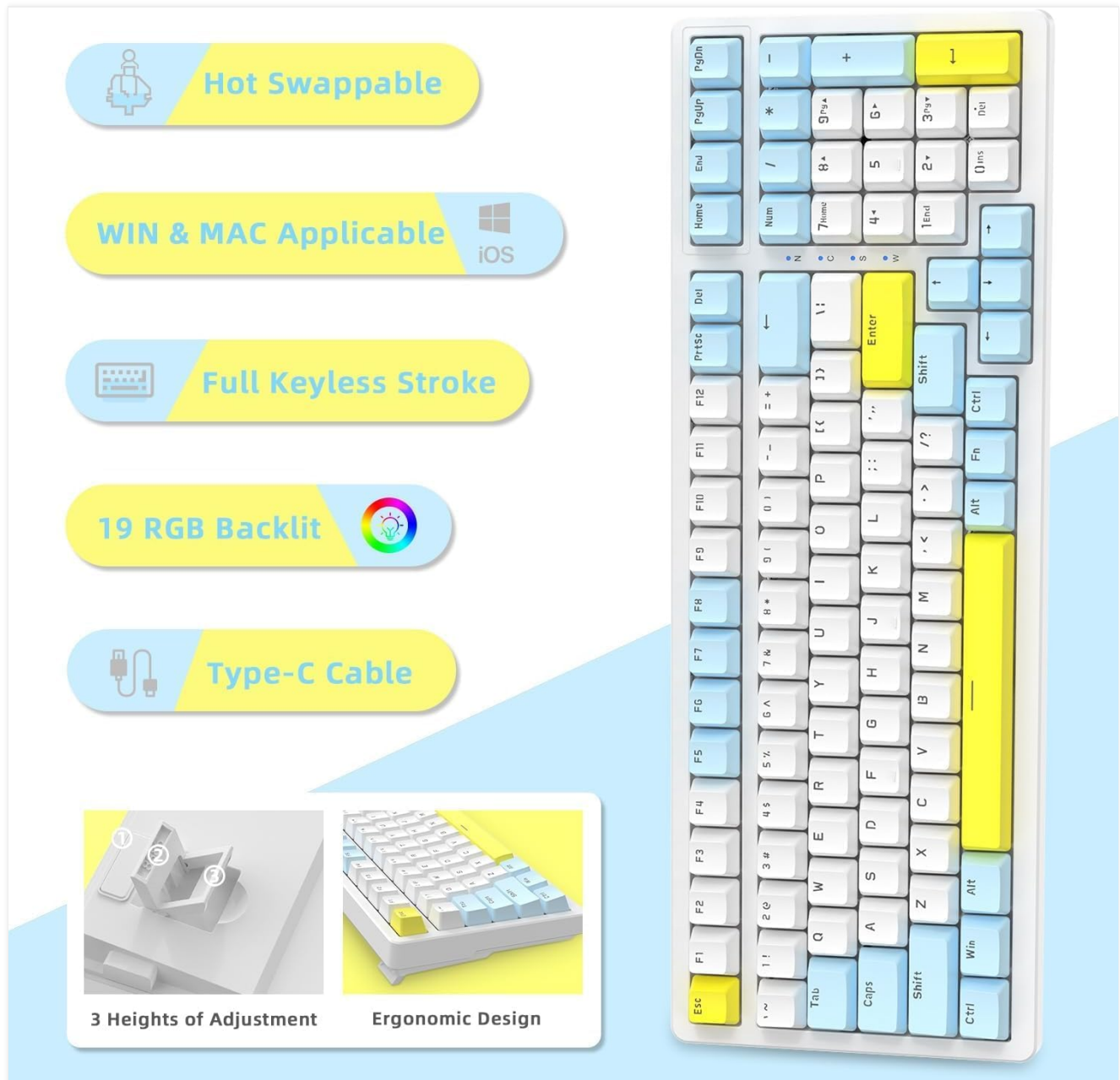


Figure 3.1: Keyboard features including adjustable height and ergonomic design.

4. OPERATING INSTRUCTIONS

4.1 N-Key Rollover (NKRO)

The K3MAX supports N-Key Rollover in wired mode, meaning all 100 keys are conflict-free. This allows multiple

keys to be pressed simultaneously and registered accurately, which is crucial for fast-paced gaming and typing.

4.2 RGB Lighting Modes

The keyboard features up to 20 immersive RGB lighting effects. While the colors are not customizable, you can switch between various professional backlit modes using the Function (FN) key combinations:

- **FN + 1:** Activates FPS Mode backlight.
- **FN + 2:** Activates LOL Mode backlight.
- **FN + 3:** Activates Office Mode backlight.

3 PROFESSIONAL BACKLITS MODES

Press FN+1-3 to Experience Different Special Backlight



Fn + **1 !** **FPS Mode**



Fn + **2 @** **LOL Mode**



Fn + **3 #** **Office Mode**

Figure 4.1: Switching between professional backlit modes.

5. MAINTENANCE

5.1 Cleaning the Keyboard

To maintain optimal performance and appearance, regularly clean your keyboard. Use a soft, lint-free cloth to wipe down the keycaps and chassis. For deeper cleaning, you can remove keycaps using the provided keycap puller and use compressed air to clear debris from underneath.

5.2 Hot-Swappable Switches

The K3MAX features a hot-swappable PCB with 3-pin sockets, allowing you to easily replace mechanical switches without soldering. This extends the lifespan of your keyboard and provides flexibility to customize your typing feel.

1. **Removing a Switch:** Use the switch puller tool to gently grip the top and bottom clips of the switch and pull upwards.
2. **Installing a Switch:** Align the pins of the new switch with the holes on the PCB. Gently press down until the switch clicks into place. Ensure pins are straight before inserting to avoid bending.



Figure 5.1: Hot-swappable switch mechanism and included tools for replacement.

MIXED COLOUR ABS KEYCAPS

Doubleshot Injection Moulding



Solid & Durable



Red Switches

Figure 5.2: Double-shot ABS keycaps and red mechanical switches.

BUILT-IN DOUBLE EVA SOUND DEADENING FOAM

Comfortable Feel and Pure Sound

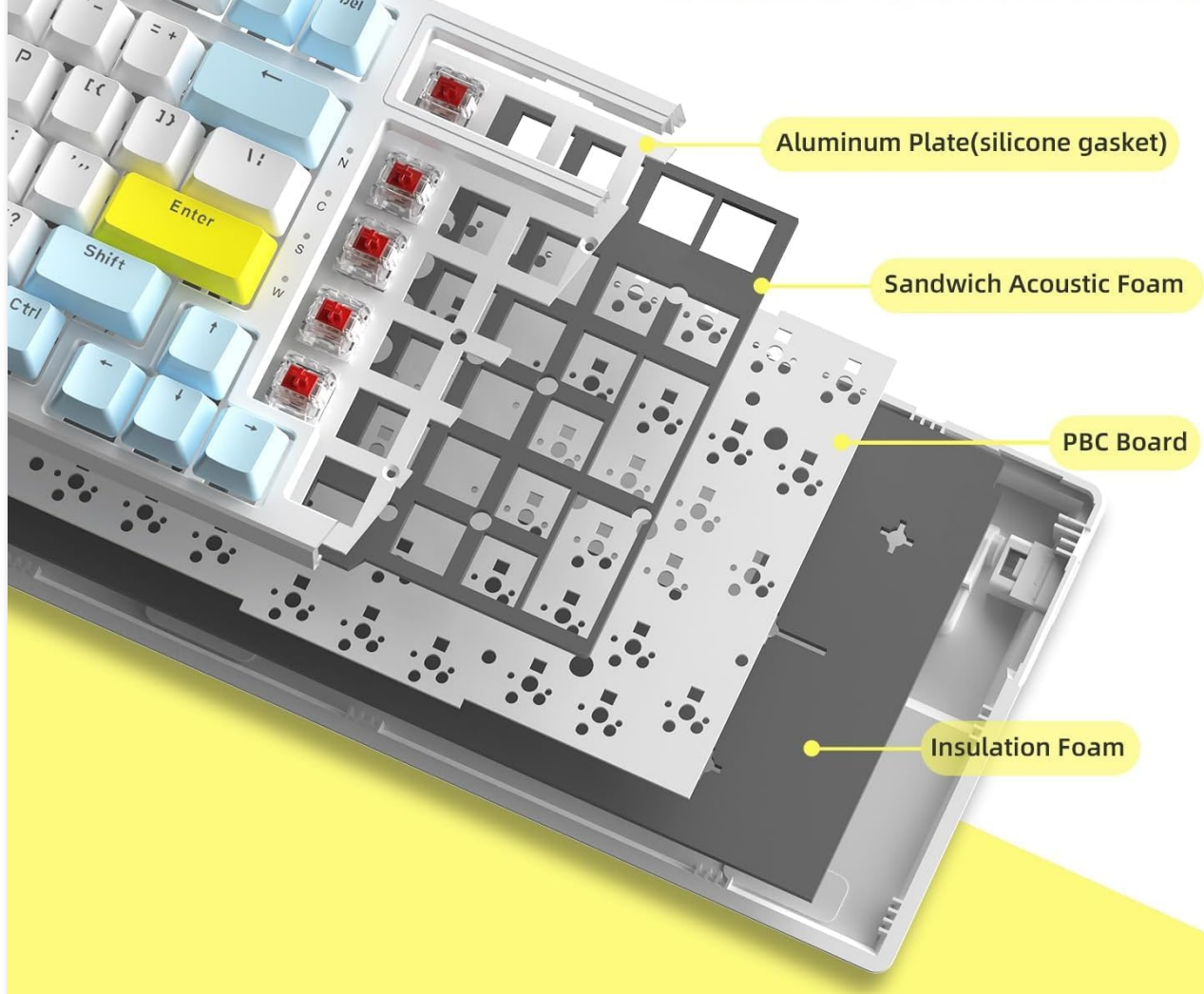


Figure 5.3: Built-in double EVA sound deadening foam for comfortable feel and pure sound.

6. TROUBLESHOOTING

If you encounter issues with your Ajazz K3MAX keyboard, please refer to the following common troubleshooting steps:

- **Keyboard Not Responding:**

- Ensure the USB-C cable is securely connected to both the keyboard and your computer.
- Try connecting the keyboard to a different USB port on your computer.
- Test the keyboard on another computer to rule out system-specific issues.

- **Keys Not Working:**

- For individual non-responsive keys, carefully remove the keycap and then the switch using the provided tools. Inspect the switch pins for any bends or damage. Replace the switch if necessary.
- Ensure the keycap is properly seated on the switch stem.

- **RGB Lighting Issues:**

- Verify that the keyboard is powered on and connected.

- Cycle through the RGB modes using FN+1, FN+2, and FN+3 to ensure the lighting is active.

If problems persist after attempting these steps, please contact Ajazz customer support for further assistance.

7. SPECIFICATIONS

Feature	Detail
Model	K3MAX
Layout	100 Keys (96% Full Size)
Connectivity	USB-C Wired
Switch Type	Hot-swappable (3-pin sockets, compatible with MX switches)
Keycaps	Double-Shot ABS
Rollover	N-Key Rollover (NKRO)
Backlighting	RGB (20+ effects, 3 professional modes)
Compatible Devices	PC, Mac
Material	Acrylonitrile Butadiene Styrene (ABS)
Item Weight	2.01 pounds
Package Dimensions	16.38 x 7.09 x 1.93 inches










Figure 7.1: Ajazz K3MAX Keyboard dimensions.

8. WARRANTY AND SUPPORT

Ajazz products are manufactured with high-quality standards. For warranty information, technical support, or any inquiries regarding your Ajazz K3MAX keyboard, please visit the official Ajazz website or contact their customer service department.

Official Ajazz Store: <https://www.amazon.com/stores/AJAZZ/page/25434083-5876-43D5-BE28-465EF2A9DD7B>

	<p>AJAZZ AK351 V3 Single Mode Mechanical Keyboard User Manual</p> <p>Comprehensive user manual for the AJAZZ AK351 V3 Single Mode Mechanical Keyboard, detailing basic parameters, indicator lights, lighting effects, multimedia functions, and hot-swappable switch replacement instructions. Learn about its 104-key layout, Gasket structure, and Windows/Mac compatibility.</p>
	<p>AJAZZ i610T Bluetooth Dual-Mode Mechanical Keyboard User Manual</p> <p>User manual for the AJAZZ i610T Bluetooth Dual-Mode Mechanical Keyboard, detailing basic parameters, key functions, indicator lights, switch operation, and warranty information.</p>
	<p>AJAZZ AK816 Three-Mode Hot-Swap Mechanical Keyboard User Manual</p> <p>Comprehensive user manual for the AJAZZ AK816 three-mode hot-swap mechanical keyboard. Details features, connection modes (wired, Bluetooth, 2.4G), RGB lighting, hot-swap functionality, FN key combinations, and warranty information.</p>
	<p>AJAZZ AK650 Triple Mode Mechanical Keyboard User Manual</p> <p>This manual provides instructions for the AJAZZ AK650 mechanical keyboard, covering its triple mode connectivity (Bluetooth and wired), indicator lights, system switching, lighting effects, key combinations, hot-swappable features, and screen display settings.</p>
	<p>AJAZZ AK873 87-Key Mechanical Keyboard User Manual</p> <p>User manual for the AJAZZ AK873 87-key mechanical keyboard, detailing its features, connectivity options (USB wired, 2.4G wireless, Bluetooth 5.0), lighting effects, and key functions. Includes product specifications, warranty information, and system compatibility.</p>
	<p>AJAZZ AK992 Wired Mechanical Keyboard User Manual and Specifications</p> <p>Comprehensive user manual for the AJAZZ AK992 wired mechanical keyboard, detailing specifications, features, indicator lights, knob functions, lighting modes, hot-swappable operation, and warranty information. Visit http://www.a-jazz.com/ for driver downloads.</p>