

Ajazz K3MAX

Ajazz K3MAX Mechanical Gaming Keyboard User Manual

Model: K3MAX

INTRODUCTION

This user manual provides comprehensive instructions for the Ajazz K3MAX Mechanical Gaming Keyboard. It covers setup, operation, maintenance, and troubleshooting to ensure you get the most out of your hot-swappable, RGB-backlit mechanical keyboard.

PACKAGE CONTENTS

- Ajazz K3MAX Mechanical Gaming Keyboard
- USB Cable
- Extra Switches (2)
- Switch Puller Tool
- Keycap Puller Tool

PRODUCT OVERVIEW

The Ajazz K3MAX is a 96% full-size mechanical gaming keyboard featuring 100 keys, a numeric pad, and N-Key Rollover. It is designed for durability and customization, compatible with both Mac OS and Windows systems.



Image: Ajazz K3MAX Mechanical Gaming Keyboard, showcasing its 96% layout with numeric pad and distinct keycap colors.

Key Features:

- **Hot-Swappable Switches:** The K3MAX features a hot-swappable PCB compatible with 3-pin mechanical switches (e.g., Cherry, Gateron, Otemu, Kailh, and their clones). This allows for easy switch replacement without soldering, extending switch lifespan and enabling personalized typing experiences.



Image: Close-up view of the hot-swappable sockets on the Ajazz K3MAX keyboard, showing how switches can be removed and inserted.

- **RGB Lighting:** The keyboard offers up to 20 immersive RGB lighting effects, providing various backlight options for visual enjoyment. Note that colors are not customizable.
- **N-Key Rollover (NKRO):** In wired mode, all 100 keys are conflict-free, allowing multiple keys to be pressed simultaneously with high speed, ideal for gaming.
- **Double-Shot ABS Keycaps & Noise Dampening:** Features stylish grey, orange, and beige mixed keycaps with a scientific stair-up design for ergonomic comfort. The keyboard incorporates a double layer of sound deadening construction with EVA interlayer foam and bottom foam to reduce internal noise.



Image: Diagram illustrating the internal layers of the Ajazz K3MAX keyboard, including the aluminum plate, silicone gasket, sandwich acoustic foam, PBC board, and insulation foam for sound dampening.

- **Durable Full Size Design:** The K3MAX is a compact 100-key keyboard with two strong foldable rear kickstands for adjustable typing angles.

Your browser does not support the video tag.

Video: An overview of the Ajazz K3MAX Mechanical Gaming Keyboard, demonstrating its RGB lighting effects, hot-swappable switches, and ergonomic design. The video highlights the keyboard's features and functionality.

SETUP

1. **Unpack the Keyboard:** Carefully remove the keyboard and all accessories from the packaging.
2. **Connect the USB Cable:** Insert the USB-C end of the provided cable into the keyboard's USB-C port and the USB-A end into an available USB port on your computer.
3. **Power On:** The keyboard should power on automatically once connected. If not, ensure the cable is securely connected.
4. **Adjust Height:** Utilize the two-stage foldable kickstands on the underside of the keyboard to adjust the typing angle

for optimal comfort.

OPERATING INSTRUCTIONS

RGB Lighting Control:

- **FN + \:** Switch between different RGB light modes.
- **FN + ↑ / ↓:** Adjust brightness up or down.
- **FN + ← / →:** Adjust lighting speed.



Image: Visual representation of the RGB lighting effects on the Ajazz K3MAX keyboard, demonstrating various color patterns and control key combinations.

Professional Modes:

The keyboard features three professional modes accessible via FN key combinations:

- **FN + 1:** FPS Mode (optimizes lighting for First-Person Shooter games).
- **FN + 2:** LOL Mode (optimizes lighting for League of Legends).
- **FN + 3:** Office Mode (provides a standard, less distracting lighting setup for productivity).

3 PROFESSIONAL BACKLITS MODES

Press FN+1-3 to Experience Different Special Backlight



Image: Depiction of the Ajazz K3MAX keyboard displaying the distinct key lighting patterns for FPS, LOL, and Office professional modes.

Hot-Swapping Switches:

To replace a switch:

1. Gently remove the keycap using the keycap puller tool.
2. Use the switch puller tool to carefully grip the switch from its top and bottom clips.
3. Pull the switch straight up to remove it from the PCB.
4. Align the pins of the new 3-pin switch with the holes on the PCB.
5. Press the new switch firmly into place until it clicks. Ensure pins are not bent.

- 6. Replace the keycap.

MAINTENANCE

- **Cleaning:** Use a soft brush or compressed air to remove dust and debris from between the keycaps. For deeper cleaning, remove keycaps and wipe them with a damp cloth. Ensure the keyboard is disconnected before cleaning.
- **Switch Care:** Avoid spilling liquids on the keyboard. If a switch feels inconsistent, it may be replaced using the hot-swappable feature.

TROUBLESHOOTING

Issue	Possible Cause	Solution
Keyboard not responding	Loose USB connection, driver issue, faulty USB port.	Ensure USB cable is securely connected. Try a different USB port on your computer. Restart your computer.
Specific keys not working	Dust/debris under keycap, faulty switch, bent switch pin.	Remove keycap and clean. If issue persists, try replacing the switch with one of the included spare switches. Ensure switch pins are straight when inserting.
RGB lighting not working or inconsistent	Lighting mode setting, software conflict.	Cycle through RGB modes using FN + \ . Adjust brightness. Ensure no conflicting software is running.
USB-C port feels loose or connection is intermittent	Manufacturing defect or wear.	Ensure the cable is fully inserted and not under strain. If the issue persists and affects functionality, contact customer support.







SPECIFICATIONS

- **Model:** K3MAX
- **Layout:** 96% (100 Keys)
- **Connectivity:** USB-C Wired
- **Switch Compatibility:** 3-pin Hot-swappable mechanical switches
- **Keycaps:** Double-Shot ABS
- **Backlighting:** RGB (20+ effects, non-customizable colors)
- **N-Key Rollover:** Yes (Wired Mode)
- **Material:** Acrylonitrile Butadiene Styrene (ABS)
- **Item Weight:** 2.01 pounds
- **Package Dimensions:** 16.38 x 6.85 x 1.93 inches
- **Compatible Devices:** PC, Mac

WARRANTY AND SUPPORT

For warranty information and technical support, please refer to the official Ajazz website or contact the seller directly. Keep your proof of purchase for any warranty claims.

Related Documents - K3MAX

	<p>AJAZZ AK351 V3 Single Mode Mechanical Keyboard User Manual</p> <p>Comprehensive user manual for the AJAZZ AK351 V3 Single Mode Mechanical Keyboard, detailing basic parameters, indicator lights, lighting effects, multimedia functions, and hot-swappable switch replacement instructions. Learn about its 104-key layout, Gasket structure, and Windows/Mac compatibility.</p>
	<p>AJAZZ i610T Bluetooth Dual-Mode Mechanical Keyboard User Manual</p> <p>User manual for the AJAZZ i610T Bluetooth Dual-Mode Mechanical Keyboard, detailing basic parameters, key functions, indicator lights, switch operation, and warranty information.</p>
	<p>AJAZZ AK650 Triple Mode Mechanical Keyboard User Manual</p> <p>This manual provides instructions for the AJAZZ AK650 mechanical keyboard, covering its triple mode connectivity (Bluetooth and wired), indicator lights, system switching, lighting effects, key combinations, hot-swappable features, and screen display settings.</p>
	<p>AJAZZ AK873 87-Key Mechanical Keyboard User Manual</p> <p>User manual for the AJAZZ AK873 87-key mechanical keyboard, detailing its features, connectivity options (USB wired, 2.4G wireless, Bluetooth 5.0), lighting effects, and key functions. Includes product specifications, warranty information, and system compatibility.</p>
	<p>AJAZZ AK816 Three-Mode Hot-Swap Mechanical Keyboard User Manual</p> <p>Comprehensive user manual for the AJAZZ AK816 three-mode hot-swap mechanical keyboard. Details features, connection modes (wired, Bluetooth, 2.4G), RGB lighting, hot-swap functionality, FN key combinations, and warranty information.</p>
	<p>AJAZZ AK992 Wired Mechanical Keyboard User Manual and Specifications</p> <p>Comprehensive user manual for the AJAZZ AK992 wired mechanical keyboard, detailing specifications, features, indicator lights, knob functions, lighting modes, hot-swappable operation, and warranty information. Visit http://www.a-jazz.com/ for driver downloads.</p>