

## Molypet B0C9MPH3LT

# Molypet 6-in-1 Pet Grooming Vacuum Instruction Manual

Model: B0C9MPH3LT

Brand: Molypet

## INTRODUCTION

Thank you for choosing the Molypet 6-in-1 Pet Grooming Vacuum. This versatile system is designed to simplify pet grooming by effectively removing loose hair, detangling coats, and providing a clean grooming experience. With its powerful suction and array of specialized tools, you can maintain your pet's coat health and keep your home free from pet hair. Please read this manual thoroughly before first use to ensure proper operation and maintenance.



*The Molypet 6-in-1 Pet Grooming Vacuum and its comprehensive set of tools.*

## WHAT'S INCLUDED

Your Molypet 6-in-1 Pet Grooming Vacuum package includes the following components:

- Main Vacuum Device
- Slicker Brush
- Deshedding Tool
- Pet Hair Remover
- Electric Clipper
- 4 Clipping Combs (3mm, 6mm, 9mm, 12mm)
- Crevice Nozzle
- Cleaning Brush
- Hose
- Power Cord
- Storage Bag

# 6 IN 1

## Pet Grooming Vacuum



*All components of the 6-in-1 Pet Grooming Vacuum system.*

## SETUP

Follow these steps to set up your Molypet Pet Grooming Vacuum:

1. **Unpack:** Carefully remove all components from the packaging.
2. **Connect Hose:** Attach the flexible hose to the main vacuum unit's suction port. Ensure it clicks securely into place.
3. **Select Tool:** Choose the desired grooming tool (e.g., Slicker Brush, Deshedding Tool, Electric Clipper) and attach it to the end of the hose.
4. **Power On:** Plug the power cord into a suitable electrical outlet.
5. **Adjust Suction:** The unit features 3 adjustable suction levels. We recommend starting with the lowest suction level to allow your pet to become accustomed to the sound and sensation.

*Watch this video for a comprehensive overview of the 6-in-1 Dog Grooming Kit & Vacuum, demonstrating its*

## OPERATING INSTRUCTIONS

This section details the use of each grooming tool and the vacuum's suction features.

### 1. Slicker Brush

The slicker brush is ideal for removing loose hair and tangles, leaving your pet's coat smooth and shiny. Brush gently in the direction of hair growth. The vacuum suction will collect the loose hair directly into the canister.

*Demonstration of the Slicker Brush for brushing and smoothing pet hair.*

### 2. Deshedding Tool

Use the deshedding tool to effectively remove excess undercoat and reduce shedding. This tool helps to comb and clean up knotted hair, promoting a healthier coat.

*Video showing the Deshedding Tool in action, combing and cleaning knotted hair.*

### 3. Electric Clipper

The electric clipper allows for precise trimming and styling of your pet's coat. It comes with 4 adjustable clipping combs (3mm, 6mm, 9mm, 12mm) to achieve different hair lengths and styles. Attach the desired comb before use.

## 4 Clipping Comb

Get Different Hairstyles



*The electric clipper with various comb attachments for different coat designs.*

*Video demonstrating the Electric Clipper for creating various coat designs.*

### 4. Pet Hair Remover

This tool is designed to remove pet hair from surfaces like clothing, blankets, and sofas. Simply roll it over the affected area, and the vacuum will collect the hair.

### 5. Crevice Nozzle & Cleaning Brush

The crevice nozzle is perfect for reaching pet hair in tight spaces, corners, and gaps in furniture. The cleaning brush attachment can be used for general cleaning of pet hair from carpets, floors, and even your pet's paws.

## 3 Cleaning Tools

Suck up to 99% Fallen Hair



### Pet Hair Remover

(the surface of clothes, sofas)



### Crevice Nozzle

(the gaps in desks, sofas, keyboards)



### Cleaning Brush

(chairs, desks, sofas, carpet, pet's feet)



*The three specialized cleaning tools for various surfaces.*

## 6. Suction Levels

The Molypet grooming vacuum offers 3 adjustable suction levels. This allows you to customize the suction power based on your pet's comfort level and the amount of hair to be removed. Start with the lowest setting and gradually increase if needed. The unit operates at less than 52 decibels on the first suction level, ensuring a quiet experience for your pets.



## 3 Suction Levels

No Worries about Scaring Pets



*The MolyPet grooming vacuum is designed for low noise operation.*

## MAINTENANCE

Regular maintenance ensures the longevity and optimal performance of your grooming vacuum.

### 1. Emptying the Dust Cup

The large dust cup is detachable for easy emptying. After each grooming session, or when the cup is full, detach it from the main unit and dispose of the collected pet hair. The filter can also be easily removed for cleaning.

### 2. Cleaning Tools

Clean all grooming attachments after each use to prevent hair buildup and maintain hygiene. Use the provided cleaning brush for thorough cleaning of the tools.

### 3. Storage

The unit is designed for convenient storage. The hose wraps around the base, and the power cord can be neatly stored underneath. All accessories can be kept in the provided storage bag.

*Video demonstrating the portable and storage features of the grooming vacuum.*

## TROUBLESHOOTING

If you encounter any issues with your MolyPet Pet Grooming Vacuum, please refer to the following common problems and solutions:

Problem	Possible Cause	Solution
No suction or weak suction	Dust cup full, filter clogged, hose or attachment blocked.	Empty dust cup, clean filter, check hose and attachments for blockages.
Unit not turning on	Not plugged in, power outlet issue, power button not pressed correctly.	Ensure power cord is securely plugged in, try a different outlet, press power button firmly.
Electric clipper not cutting effectively	Blades are dull or clogged with hair.	Clean clipper blades thoroughly. If blades are dull, contact customer support for replacement options.
Pet is scared of the vacuum	Unfamiliarity with the sound/sensation.	Start with the lowest suction level. Introduce the vacuum gradually, allowing your pet to sniff and get used to it before grooming. Use positive reinforcement.

## SPECIFICATIONS

- **Brand:** MolyPet
- **Model:** B0C9MPH3LT
- **Item Weight:** 9.06 pounds
- **Item Package Dimensions L x W x H:** 16.77 x 13.5 x 7.91 inches
- **Color:** Off-white&green
- **Bristle Material:** Nylon
- **Handle Material:** Plastic
- **Noise Level:** <52 decibels (at first suction level)
- **Suction Levels:** 3 adjustable levels




# WARRANTY & SUPPORT

Your MolyPet 6-in-1 Pet Grooming Vacuum comes with a**24-month warranty**. If you have any questions, concerns, or require technical assistance, please do not hesitate to contact our support team.

Email: [support@molyPet.com](mailto:support@molyPet.com)

Our support team is available 24 hours a day, 7 days a week to assist you.

### What They Said?




K9rotheke VINE VOICE

★★★★★ Love it

Reviewed in the United States on April 30, 2023

Vine Customer Review of Free Product (What's this?)

This is a great grooming tool for any and all Pets. It has a shaver that must be charged separately. It does come with a USB charger. The vacuum cleaner is strong and the area that holds the hair is pretty big but unless you have a medium size pet you may need to empty it once or twice. It comes with a slicker brush and a crevice tool so that you can actually vacuum all the corners or your couch whatever the case maybe. It comes with a pet hair remover and a deshedder as well. It's not very loud so if your dog is afraid of vacuum cleaners, it may be fine but I would start out slow. Like maybe turning on the vacuum cleaner around the pet and then maybe just brushing him with the slicker brush without the vacuum on. doing those types of things to get your dog or cat used to the sound slowly. The only thing that I wish that it had would be two sizes of slicker brushes for smaller dogs or cats as well. Overall, this is a great product to have. If you have a shedder you don't need to take the dog cat to the groomer and just do it yourself. It's great for keeping the hair to a minimum in your house because of it. I totally recommend this product.



SiberOPSD VINE VOICE

★★★★★ Keep the grooming mess contained!!

Reviewed in the United States on May 6, 2023


Vine Customer Review of Free Product (What's this?)

I have multiple dogs and they're all long-haired and double-coated breeds, so you can imagine the amount of grooming that's done every week. The MolyPet Dog Vacuum has been a game changer for me! From my long-haired Chihuahua to my Golden Retriever/Shepherd mix to my huskies. This has sped up the grooming and cleaning process! The machine comes with clear instructions and multiple tools. It's easy to change out the tools for your needs. I was surprised at how much fur and dust it collected and how much it could hold because it's on the smaller side. It will still need to be emptied regularly during grooming double-coated breeds, but I didn't feel like I was constantly emptying the bin. The unit is also quieter than my floor vacuum, so it doesn't agitate my dogs as much. I appreciate that this unit is easy to clean and it also comes with a storage bag. I recommend it!

MolyPet customer support is available to assist you.

© 2024 MolyPet. All rights reserved.

## Related Documents - B0C9MPH3LT

	<p><a href="#">MolyPet F02D Automatic Pet Feeder User Manual - Setup, Operation, and Troubleshooting</a></p> <p>Comprehensive user manual for the MolyPet F02D Automatic Pet Feeder. Learn how to set up, operate, clean, and troubleshoot your pet feeder for optimal performance. Includes product specifications and warranty information.</p>
---	---