

YCMGEAD YC-MGuo-SHuBBAl-80

YCMGEAD Modern Long LED Outdoor Wall Sconce

Model: YC-MGuo-SHuBBAl-80 (31.5")

[Overview](#)

[Safety](#)

[Contents](#)

[Specifications](#)

[Installation](#)

[Operation](#)

[Maintenance](#)

[Troubleshooting](#)

[Support](#)

1. PRODUCT OVERVIEW

The YCMGEAD Modern Long LED Outdoor Wall Sconce is a sleek, rectangular lighting fixture designed for both outdoor and indoor environments. It features a minimalist design with a black metal surface and white transparent acrylic on both sides, providing a stylish and simple aesthetic. When illuminated, it creates a warm and inviting atmosphere. This model, measuring 31.5 inches in length, is suitable for various applications including villas, gardens, porches, corridors, and bedrooms.



Figure 1.1: The YCMGEAD Modern Long LED Outdoor Wall Sconce installed on an exterior wall, providing ambient lighting to a patio.

2. IMPORTANT SAFETY INFORMATION

Please read all instructions carefully before installation and use. Retain this manual for future reference.

- **Electrical Safety:** Always disconnect power at the circuit breaker before installing, servicing, or cleaning the fixture. Installation should be performed by a qualified electrician or in accordance with local electrical codes.
- **Junction Box Compatibility:** The back cover width of this fixture is 1.57 inches. Please confirm the dimensions of your existing junction box to ensure full coverage. An additional plate may be required for complete coverage if your junction box is wider.
- **Waterproof Rating:** This LED wall light has an IP65 protection level, making it effectively waterproof, anti-ice, snow, windproof, and anti-exposure. It is designed to operate normally in various weather conditions.
- **Protection Features:** The fixture includes short-circuit protection and overload protection for safe outdoor use.
- **Handling:** Handle the fixture with care to avoid damage to the acrylic lampshade or internal components.

3. WHAT'S IN THE BOX

Verify that all components are present before beginning installation:

- YCMGEAD Modern Long LED Wall Sconce (1 unit)

- Mounting Hardware (screws, anchors, wire connectors)
- Instruction Manual (this document)

4. SPECIFICATIONS

Feature	Specification
Brand	YCMGEAD
Model Number	YC-MGuo-SHuBBAl-80
Dimensions (L x W x H)	31.5" x 3.2" x 1.9" (80cm x 8.1cm x 4.8cm)
Power	25W
Voltage	110V
Lumen Output	2500lm
Color Temperature	3000K (Warm Light)
Material	Aluminum, Iron (Lamp Body), Acrylic (Shade)
Finish	Matte Black
Water Resistance Level	IP65 Waterproof
Light Source	Integrated LED
Mounting Type	Wall Mount (Vertical or Horizontal)
Indoor/Outdoor Usage	Outdoor, Indoor

Dimensional Parameters

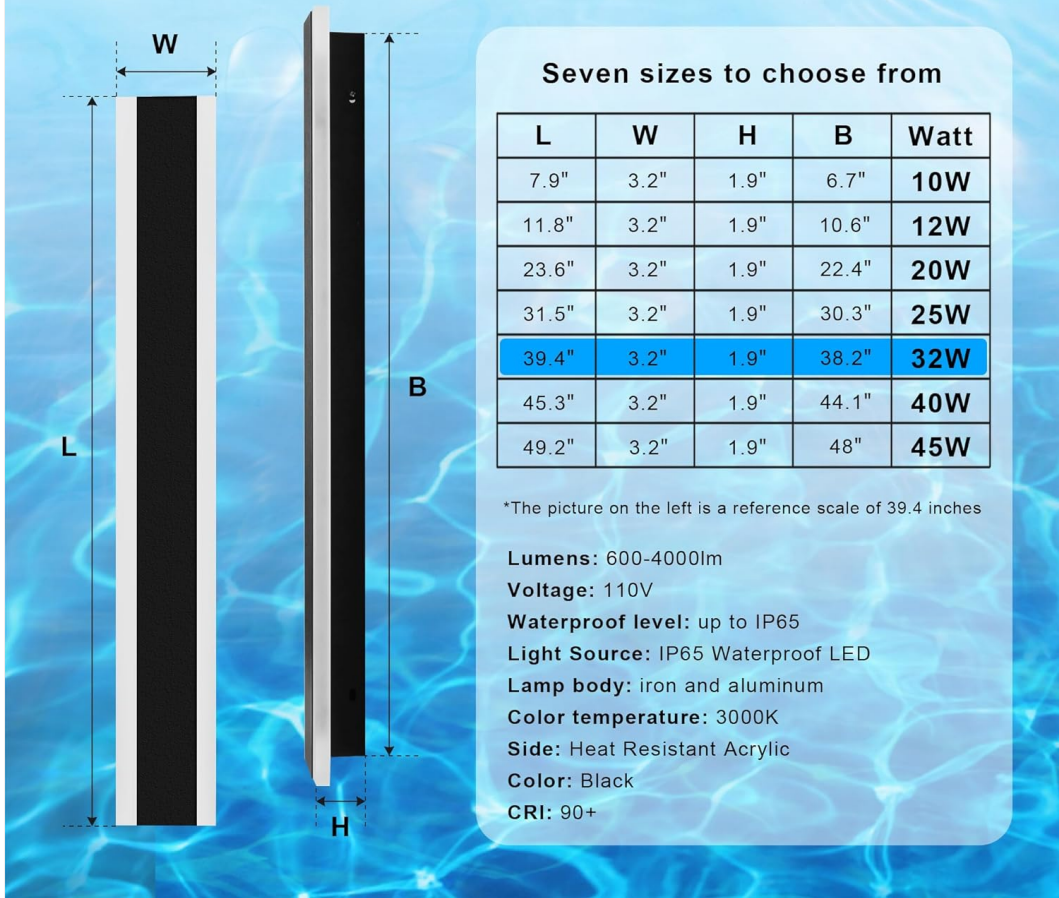


Figure 4.1: Dimensional parameters and available sizes for the YCMGEAD LED Wall Sconce series.




Figure 4.2: High-quality materials used in the construction of the YCMGEAD LED Wall Sconce.

5. INSTALLATION GUIDE

The installation process is designed to be straightforward. All necessary mounting hardware is included in the package.

5.1 Pre-Installation Checks

1. **Power Off:** Ensure the power supply to the installation area is turned off at the circuit breaker.
2. **Junction Box Size:** Confirm that the back cover width of the light fixture (1.57 inches) is compatible with your existing junction box. If your junction box is wider, consider using an additional plate for full coverage and a seamless look.



Figure 5.1: Ensure the fixture's backplate covers your junction box adequately.

5.2 Mounting Steps

1. **Prepare Mounting Surface:** Mark the desired mounting points on the wall. Ensure the surface is clean and dry.
2. **Install Mounting Bracket:** Secure the mounting bracket to the wall using the provided screws and anchors. Ensure it is level and firmly attached.
3. **Electrical Connection:** Connect the fixture's wires to your household electrical wires (Live, Neutral, Ground) according to local electrical codes. Use appropriate wire connectors.
4. **Attach Fixture:** Carefully align the light fixture with the mounting bracket and secure it in place using the provided screws. Ensure a tight seal against the wall, especially for outdoor installations, to maintain IP65 rating.
5. **Test:** Restore power at the circuit breaker and test the light fixture.



Figure 5.2: General installation steps for the wall sconce.

6. OPERATION

The YCMGEAD Modern Long LED Wall Sconce operates via a standard wall switch (not included). There are no complex controls or settings for this fixture.

- **Turning On/Off:** Simply use your existing wall switch to turn the light fixture on or off.
- **Light Output:** The fixture provides a consistent 3000K warm light at 2500 lumens when powered on.




Figure 6.1: Visual representation of the light fixture in the OFF and ON states.

7. MAINTENANCE

Regular maintenance will help ensure the longevity and optimal performance of your LED wall sconce.

- **Cleaning:** Disconnect power before cleaning. Use a soft, damp cloth to wipe the exterior of the fixture. Avoid abrasive cleaners, solvents, or harsh chemicals, as these can damage the finish or acrylic.
- **Inspection:** Periodically check the fixture for any signs of wear, damage, or loose connections. Ensure the seal remains intact for waterproof integrity.
- **LED Lifespan:** The integrated LED strips have a long service life and are energy-saving, requiring no bulb replacement.



Figure 7.1: The IP65 waterproof design ensures durability and easy cleaning.

8. TROUBLESHOOTING

If you encounter issues with your YCMGEAD LED wall sconce, refer to the following common problems and solutions:

Problem	Possible Cause	Solution
Light does not turn on	No power supply Loose wiring connection Faulty switch	Check circuit breaker and wall switch. Ensure power is on. Verify all wire connections are secure (with power off). Test the switch with another device or replace if necessary.
Light flickers	Loose wiring Incompatible dimmer switch (if applicable)	Check and secure all wiring connections (with power off). This fixture is not designed for dimming unless specified. Ensure it's connected to a standard ON/OFF switch.
Water ingress (for outdoor use)	Improper installation seal Damaged fixture	Ensure the fixture is tightly sealed against the mounting surface. Re-seal if necessary. Inspect the fixture for cracks or damage. Contact support if damaged.

9. WARRANTY AND CUSTOMER SUPPORT

YCMGEAD is committed to providing high-quality lighting products. If you have any questions, concerns, or require assistance with your product after receiving the package, please do not hesitate to contact our customer support team. We are dedicated to providing you with a satisfactory solution.

Please refer to your purchase documentation or the retailer's website for specific warranty terms and contact information.

10. PRODUCT APPLICATIONS

The versatile design and IP65 rating of the YCMGEAD Modern Long LED Wall Sconce make it suitable for a wide range of applications:

- **Outdoor:** Ideal for villas, gardens, patios, courtyards, porches, entryways, garages, and balconies.
- **Indoor:** Can also be installed in bedrooms, living rooms, study rooms, stairwells, dining areas, and bathrooms.



Figure 10.1: The wall sconce enhancing the ambiance of an outdoor patio.



Figure 10.2: The wall sconce used as a stylish lighting solution in a bedroom.

