

Hot Wheels 194735103119

Hot Wheels Honda Super Cub Custom (HW Moto 5/5)

INSTRUCTION MANUAL

1. Introduction

Welcome to the official instruction manual for your Hot Wheels Honda Super Cub Custom. This 1:64 scale die-cast model is part of the HW Moto collection, designed for collectors and enthusiasts. This manual provides essential information regarding the product's features, proper handling, care, and specifications to ensure a lasting enjoyment of your model.

2. Product Overview and Features

The Hot Wheels Honda Super Cub Custom is a meticulously crafted die-cast replica, capturing the iconic design of the Honda Super Cub motorcycle. It is designed for display and imaginative play.

- **1:64 Scale Replica:** Accurately scaled model for detailed representation.
- **Die-Cast Construction:** Durable metal body with plastic components for authenticity.
- **Part of HW Moto Collection:** A collectible item within the Hot Wheels series.

Observe the detailed craftsmanship of your model:

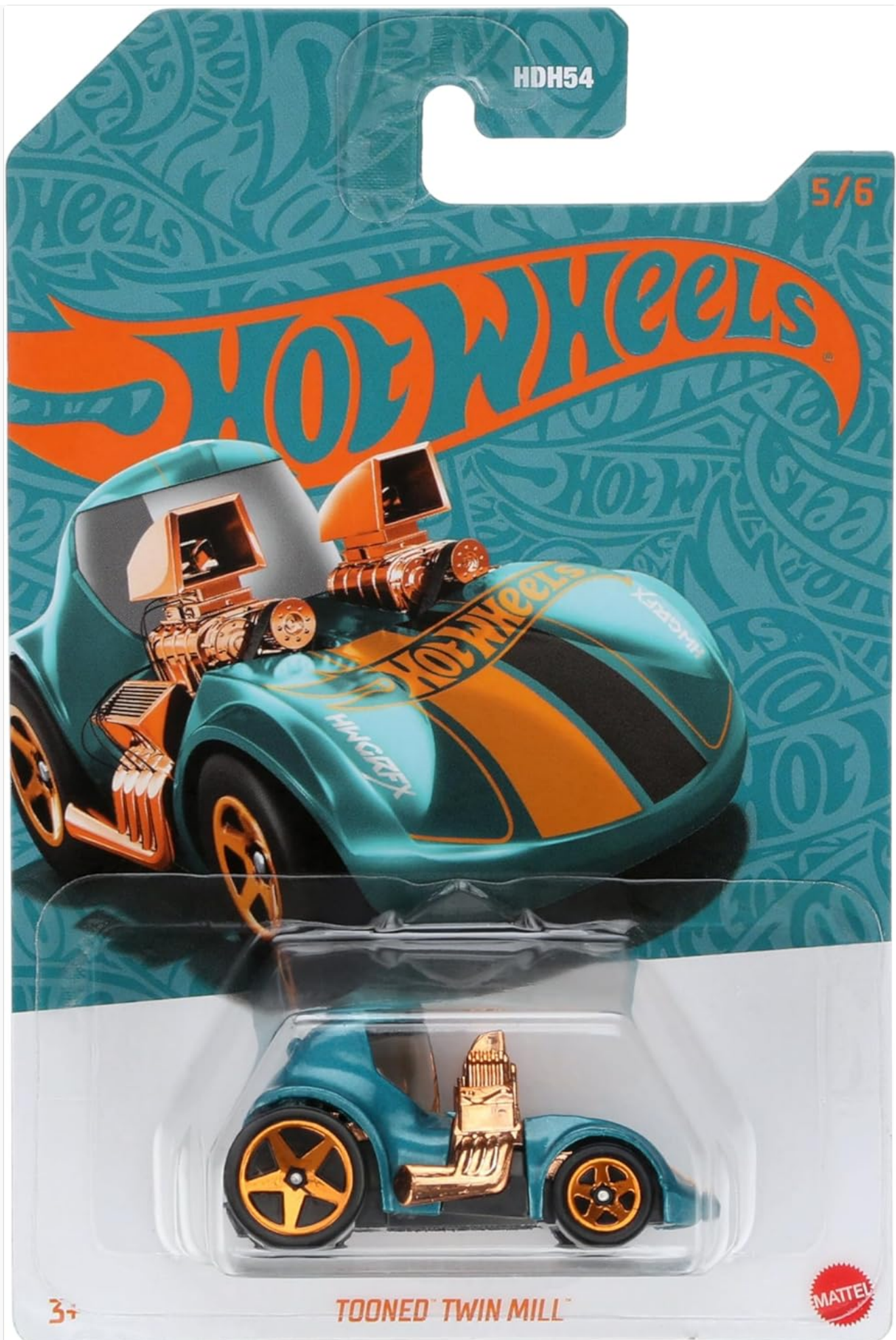


Image: Hot Wheels Honda Super Cub Custom in its retail packaging, showcasing the product as it appears when purchased.

Image: A detailed close-up of the Hot Wheels Honda Super Cub Custom die-cast model, highlighting its design and features.

3. Setup

Your Hot Wheels Honda Super Cub Custom comes ready for immediate use. No assembly is required.

1. Carefully remove the model from its packaging.
2. Dispose of packaging materials responsibly.
3. Place the model on a flat, stable surface for display or begin play.

4. Operating

This die-cast model is designed for rolling play and display. Simply place it on a smooth surface and push it to roll. It is compatible with most Hot Wheels tracks and play sets, though performance may vary based on track design and model dimensions.

5. Maintenance and Care

To ensure the longevity and appearance of your Hot Wheels model, follow these simple care instructions:

- **Cleaning:** Gently wipe the model with a soft, dry cloth to remove dust. For stubborn dirt, a slightly damp cloth can be used, followed by immediate drying. Avoid harsh chemicals or abrasive cleaners.
- **Storage:** Store the model in a cool, dry place away from direct sunlight and extreme temperatures to prevent fading or material degradation.
- **Handling:** Handle the model by its body to avoid bending or breaking smaller components like handlebars or wheels.

6. Troubleshooting

While Hot Wheels models are built for durability, occasional issues may arise:

- **Damaged Parts:** If any part of the model becomes damaged or detached, assess if it can be safely reattached. For significant damage, consider contacting customer support for guidance.
- **Wheels Not Rolling Smoothly:** Check for any debris caught in the axles. Gently remove any obstructions.

7. Specifications

Feature	Detail
Product Dimensions	6.46 x 4.21 x 1.18 inches
Item Weight	1.12 ounces
ASIN	B0C9FN92B3
Item Model Number	194735103119
Manufacturer Recommended Age	36 months - 5 years
Manufacturer	Mattel

8. Safety Information

This product is recommended for children aged 36 months to 5 years. Due to small parts, it is not suitable for children under 3 years of age as it may pose a choking hazard. Adult supervision is recommended during play.

9. Warranty





Hot Wheels products are manufactured by Mattel. For information regarding product warranty, please refer to the official Mattel website or contact their customer service directly. Keep your proof of purchase for any warranty claims.

10. Support

For further assistance, questions, or to report any issues with your Hot Wheels Honda Super Cub Custom, please visit the official Hot Wheels website or contact Mattel customer support. You can find more information and products at the [Hot Wheels Store on Amazon](#).

© 2024 Mattel. All rights reserved. Hot Wheels and associated trademarks are owned by and used under license from Mattel, Inc.

Related Documents - 194735103119

	<p>Hot Wheels '94 Audi Avant RS2 Building Set: Iconic Car Recreated in Brick</p> <p>Discover the Hot Wheels Speed Series '94 Audi Avant RS2 building set. This detailed brick model faithfully recreates the iconic Audi RS2, offering a rewarding building experience from Mattel.</p>
	<p>Hot Wheels Super Ultimate Garage FGR76 Playset: Assembly and Play Instructions</p> <p>This document provides assembly instructions and play guides for the Hot Wheels Super Ultimate Garage playset (Model FGR76). It details battery installation, step-by-step assembly for multiple zones, various play modes like Gorilla Attack and racing, and performance tips.</p>
	<p>Hot Wheels City Playset: Assembly and Play Guide</p> <p>Step-by-step instructions for assembling and playing with the Hot Wheels City playset (Model HDP04-4B70G2). Includes battery installation, play features, and safety warnings. Suitable for ages 4-8.</p>
	<p>Hot Wheels Super Ultimate Garage Quick Start Guide</p> <p>Quick start guide for the Hot Wheels Super Ultimate Garage playset, detailing parts included in assembly bags and initial setup zones. Learn how to begin assembling your Hot Wheels Super Ultimate Garage.</p>



[Hot Wheels City Bat Attack Playset: Assembly and Play Guide](#)

Comprehensive instructions for the Hot Wheels City Bat Attack playset, covering assembly, sticker application, and gameplay modes for children aged 4+. Features detailed steps for an engaging play experience.



[Hot Wheels HW Ultimate Garage Assembly Instructions and Play Guide](#)

Comprehensive instructions for assembling and playing with the Hot Wheels HW Ultimate Garage playset, featuring a T-Rex, multiple race levels, and Hot Wheels™ id integration. Includes performance tips and play modes.