



[Manuals.plus](#) /

> [Keylessbest](#) /

> Keylessbest Replacement Key Fob Remote Control for 2019-2024 Dodge Ram 1500 Pickup (OHT-4882056) Instruction Manual

## Keylessbest OHT-4882056

# Keylessbest Replacement Key Fob Remote Control for 2019-2024 Dodge Ram 1500 Pickup

Model: OHT-4882056 | Brand: Keylessbest

## INTRODUCTION

---

This manual provides essential instructions for the Keylessbest OHT-4882056 replacement key fob remote control. It covers compatibility, package contents, programming procedures, operation, maintenance, troubleshooting, and technical specifications to ensure proper use and functionality.

## COMPATIBILITY

---

This key fob is compatible with the following vehicles:

- 2019-2024 Dodge Ram 1500 Pickup

**Important Verification:** Before purchase and programming, ensure your original key fob matches the following specifications:

- **Part Number:** 68291692AD
- **FCC ID:** OHT-4882056
- **Frequency:** 433.92MHz (or 434MHz)

# Compatible

2019 - 2024  
Dodge Ram 1500 Pickup

FCCID: OHT-4882056  
Frequency: 434MHz



Our 15 years of professional quality  
Give you a more comfortable experience

## Keyless Entry Remote Key Fob






This image illustrates the compatible vehicle, a 2019-2024 Dodge Ram 1500 Pickup, alongside the key fob. Key specifications such as FCC ID: OHT-4882056 and Frequency: 434MHz are highlighted, confirming compatibility.

### PACKAGE CONTENTS

The package typically includes the following components:

- Key Fob Shell (1x)
- PCB Board (1x)
- Uncut Key Blade (1x)
- Lithium Battery (CR2032) (1x)
- Transponder Chip (1x)

# Package Included:

	Key Fob shell * 1
	PCB Board * 1
	Uncut Key Blade * 1
	Lithium Battery * 1
	Chip * 1



This image displays the individual components included in the Keylessbest replacement key fob package, such as the outer shell, internal circuit board, uncut metal key, battery, and transponder chip.

## SETUP AND PROGRAMMING

**Important Note: This is a brand-new, unprogrammed key. Professional programming by a certified locksmith or dealership is required for proper functionality.**

### Programming Steps:

1. **Verify Compatibility:** Confirm that the FCC ID and part number on your original key match the specifications of this replacement key fob (OHT-4882056, 68291692AD).
2. **Contact a Professional:** Schedule an appointment with a local automotive locksmith or a Dodge dealership.
3. **Key Cutting:** If your vehicle requires a physical key blade, the uncut key blade included in the package will need to be cut by the locksmith to match your vehicle's ignition.
4. **Remote Programming:** The locksmith or dealer will use specialized equipment to program the key fob's remote functions and transponder chip to your vehicle's immobilizer system.

*Attempting to program the key fob without professional equipment may result in damage or improper function.*



**Important Note:** We strongly recommend that you have your KEY FOB programmed by a professional locksmith or dealer. We only provide UNCUT key blades, please go to the local professional locksmith for cutting.

This image emphasizes the critical requirement for professional programming by a locksmith or dealer. It also notes that the key blade is uncut and requires professional cutting.

**OPERATING INSTRUCTIONS**

Once programmed, the key fob provides various functions for your vehicle. The buttons are typically arranged as follows:



Type:  
**Remote Key**



FCC ID:  
**OHT-4882056**



Frequency:  
**434 MHz**



Button:  
**6 Buttons**



Key Blade:  
**HU100 Blade**



Battery:  
**With CR2032**



Chip:  
**4A**




PCB Board:  
**With**

# Tested in the US

**Local  
Store**

OEM [ Program  
Chip  
PCB Board



This diagram illustrates the layout of the 6-button key fob, labeling each button's function: Unlock, Lock, Tailgate, Air Suspension, Remote Start, and Panic.

- **Unlock Button:** Press once to unlock the driver's door. Press twice to unlock all doors.
- **Lock Button:** Press once to lock all doors.
- **Tailgate Button (x2):** Press twice to open or release the tailgate.
- **Air Suspension Button (x2):** Press twice to activate or adjust air suspension (if equipped).
- **Remote Start Button (x2):** Press twice to remotely start the vehicle. The vehicle will run for a preset time and then shut off.
- **Panic Button (Horn Icon):** Press and hold to activate the vehicle's alarm system (horn and lights). Press again to deactivate.

*Specific functions may vary slightly based on your vehicle's trim level and options.*

## MAINTENANCE

---

The key fob is powered by a CR2032 lithium battery.

### Battery Replacement

1. Locate the small notch on the side or bottom of the key fob.
2. Carefully insert a small flat-head screwdriver or a coin into the notch and gently pry open the two

- halves of the key fob casing.
3. Remove the old CR2032 battery. Note the orientation (+/-).
  4. Insert a new CR2032 battery with the positive (+) side facing up.
  5. Align the two halves of the key fob casing and press them firmly together until they click into place.

*Ensure the battery is correctly oriented to avoid damage. Dispose of old batteries responsibly.*

## TROUBLESHOOTING

---

### Key Fob Not Responding

- **Check Battery:** A weak or dead battery is a common cause. Replace the CR2032 battery as described in the Maintenance section.
- **Reprogramming Needed:** If the battery was replaced or the fob was dropped, it might require reprogramming by a professional locksmith or dealership.
- **Vehicle Battery:** Ensure your vehicle's battery is not discharged.
- **Interference:** Strong radio signals or electronic devices nearby can sometimes interfere with the key fob's signal. Move away from such sources.

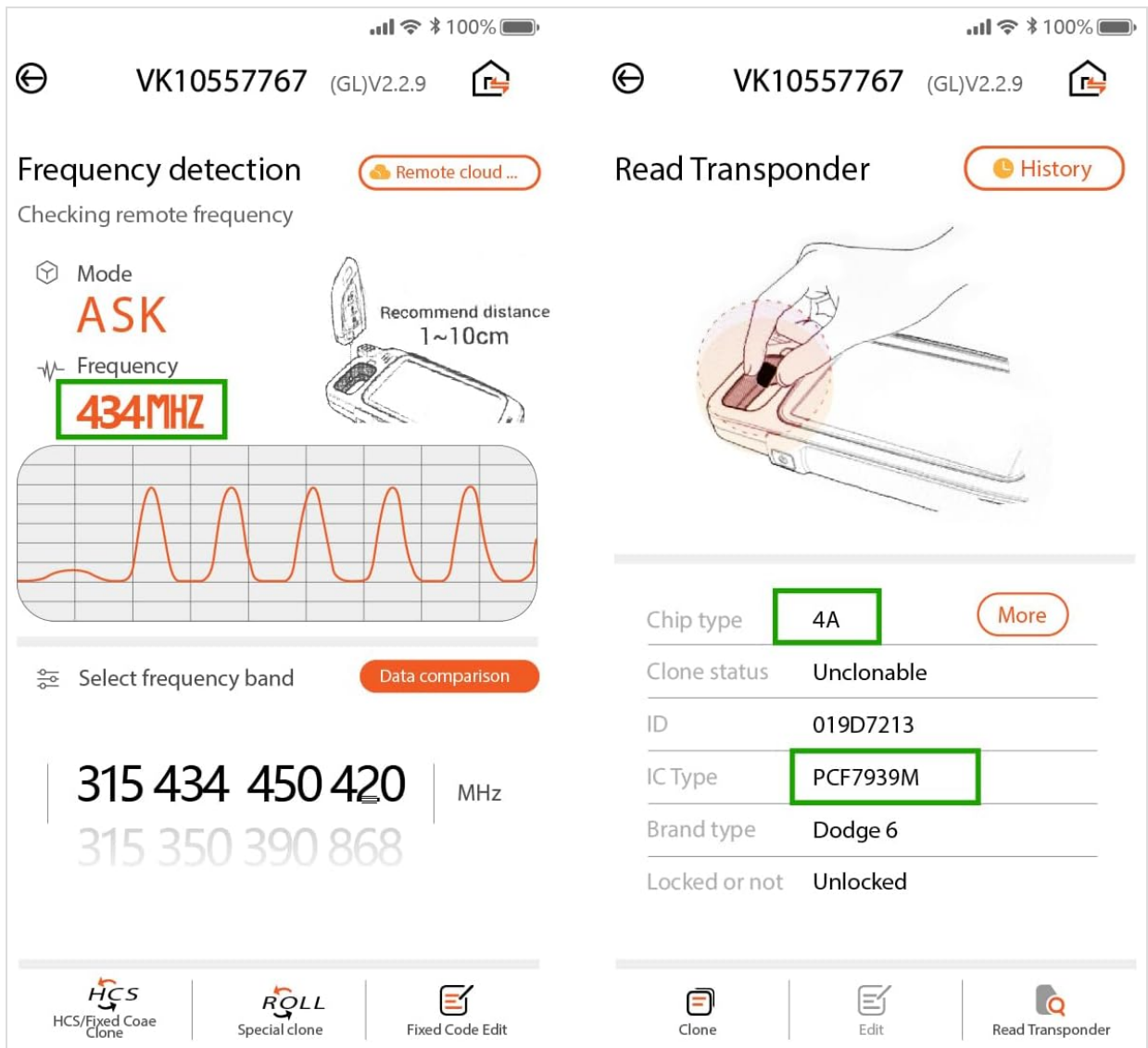
### Remote Start Not Working

- **Door/Hood/Trunk Ajar:** Remote start typically will not activate if any door, the hood, or the trunk/tailgate is open.
- **Low Fuel:** Some vehicles prevent remote start if the fuel level is too low.
- **Check Engine Light:** A lit check engine light can prevent remote start.
- **Vehicle Settings:** Ensure remote start is enabled in your vehicle's settings.

## SPECIFICATIONS

---

Feature	Detail
Model Number	OHT-4882056
FCC ID	OHT-4882056
Part Number	68291692AD
Frequency	433.92MHz
Buttons	6 Buttons
Battery Type	CR2032 Lithium (included)
Chip Type	4A
Dimensions	1.6 x 0.78 x 3 inches
Item Weight	1.76 ounces



This image displays the internal circuit board of the key fob, along with diagnostic tool readouts confirming the 434MHz frequency and 4A chip type.

## WARRANTY AND SUPPORT

For warranty information or technical support, please refer to the Keylessbest official website or contact their customer service directly. Ensure you have your purchase details and the product model number (OHT-4882056) available.

**Manufacturer:** Keylessbest

**Date First Available:** June 26, 2023