

Manuals+

[Q & A](#) | [Deep Search](#) | [Upload](#)

manuals.plus /

- › [Snowtaros](#) /
- › [Snowtaros ZBS-20B Ice Maker and Crusher Instruction Manual](#)

Snowtaros ZBS-20B

Snowtaros ZBS-20B Ice Maker and Crusher Instruction Manual

Model: ZBS-20B

1. INTRODUCTION

Thank you for purchasing the Snowtaros ZBS-20B Ice Maker and Crusher. This versatile appliance is designed for both home and commercial use, offering efficient ice production and crushing capabilities. Please read this manual thoroughly before operating the machine to ensure safe and optimal performance.



The Snowtaros ZBS-20B Ice Maker and Crusher, featuring a sleek stainless steel finish and an intuitive control panel.

2. SAFETY INFORMATION

- Ensure the appliance is placed on a stable, level surface away from direct sunlight or heat sources.
- Do not immerse the appliance, power cord, or plug in water or other liquids.
- Keep children and pets away from the appliance during operation.
- Use only potable water for ice making.
- Unplug the appliance before cleaning or when not in use.
- Do not operate the appliance with a damaged cord or plug.

3. PRODUCT OVERVIEW

The ZBS-20B is a dual-function machine, serving as both an ice maker and an ice crusher. It features a 1.8L water tank and

can produce up to 40kg of ice per day.



製氷と粉碎の一体式マシン、1台で2つの機能を備え
製品サイズ: 37.5X39.5X42cm; 製品重量: 18kg
電圧100V-110V、周波数50HZ-60HZ、
日本国内での使用が可能です。

An internal view of the Snowtaros ZBS-20B, highlighting the ice basket and the integrated ice crusher component. The product dimensions are 37.5 x 39.5 x 42 cm, weighing 18 kg, and operates on 100V-110V, 50HZ-60HZ, suitable for use in Japan.

4. SETUP

1. **Unpacking:** Carefully remove the appliance from its packaging. Retain packaging for future transport if needed.
2. **Placement:** Place the ice maker on a firm, level surface. Ensure there is adequate ventilation around the unit (at least 10 cm clearance on all sides). Avoid placing it near heat sources or in direct sunlight.
3. **Initial Cleaning:** Before first use, clean the water tank and ice basket with a mild detergent and warm water. Rinse thoroughly.
4. **Power Connection:** Plug the power cord into a grounded electrical outlet (100V-110V, 50HZ-60HZ).

5. OPERATING INSTRUCTIONS

5.1. Ice Making Function

The ZBS-20B can produce 32 square ice cubes per cycle, with a daily capacity of 40kg.



水タンク容量1.8Lの製氷機、四角い氷を作れ、
5~20分で一度に32個の角氷を生成でき、
24時間ごとに40kgの氷を作ることができます。

The Snowtaros ZBS-20B in operation, demonstrating its ability to produce square ice cubes. It features a 1.8L water tank and can generate 32 ice cubes in 5-20 minutes, with a daily production capacity of 40kg.

1. **Fill Water Tank:** Ensure the water tank is filled with potable water. Refer to Section 5.3 for water supply methods.
2. **Select Ice Size:** Use the control panel to select your desired ice cube size: thin, medium, or thick.
3. **Start Ice Making:** Press the 'Ice Making' button to begin the cycle. The machine will automatically produce ice.
4. **Ice Production Time:** Ice production times vary by size:
 - Thin Ice: 5-10 minutes
 - Medium Ice: 10-15 minutes
 - Thick Ice: 15-20 minutes
5. **Collection:** Once ice is made, it will drop into the ice basket. The machine will pause when the basket is full or water is low.



製氷機として使用する場合、
3種類のサイズを選べるモデルもあり、
製氷時間もそれぞれ異なります。
薄サイズの氷は5～10分、中サイズの氷は10～15分、
厚サイズの氷は15-20分かかります。

The control panel allows selection of three ice cube sizes: thin (5-10 minutes), medium (10-15 minutes), and thick (15-20 minutes), catering to various beverage needs.

5.2. Ice Crushing Function

The integrated ice crusher can quickly produce finely crushed ice for smoothies or cooling purposes.



アイスクラッシャーとして使用する場合

1. 操作画面で5～10分間薄サイズの氷を作るモードを選択します。
2. アイスクラッシャーのカバーを反時計回りに開きます。
3. 適量の薄氷を入れます。
4. アイスクラッシャーのカバーをしつかりと閉めます。
5. スムージーボタンを押して機械の運行開始を待ちます。
6. クラッシュアイスが完了しました。

A visual guide to using the ice crusher function. First, select the thin ice mode (5-10 minutes). Open the ice crusher cover counter-clockwise, add thin ice, then close the cover securely. Press the smoothie button to start crushing. The crushed ice is suitable for drinks or cooling fresh food.

1. **Prepare Ice:** For best results, use thin ice cubes made by the machine.
2. **Open Crusher Cover:** Rotate the ice crusher cover counter-clockwise to open it.
3. **Add Ice:** Place an appropriate amount of thin ice into the crusher.
4. **Close Cover:** Securely close the ice crusher cover by rotating it clockwise.
5. **Start Crushing:** Press the 'Smoothie' button on the control panel. The machine will begin crushing the ice.
6. **Collect Crushed Ice:** Once crushing is complete, the finely crushed ice will be ready for use in beverages or for cooling fresh food.

5.3. Water Supply Methods

The ZBS-20B offers three convenient ways to supply water:

3つの給水方法があり



1つ目は自動給水



2つ目は手動給水



3つ目は給水ボトルで給水です

The machine offers three convenient water supply methods: automatic connection to a water tap, manual pouring into the reservoir, and using a water bottle for direct supply.

1. **Automatic Water Supply:** Connect the machine to a water tap using the provided hose for continuous water supply.
2. **Manual Water Supply:** Manually pour water into the water tank.
3. **Water Bottle Supply:** Use a compatible water bottle to supply water directly to the machine.

6. MAINTENANCE AND CLEANING


Regular maintenance ensures the longevity and hygiene of your ice maker.

6.1. Automatic Cleaning Function

The ZBS-20B features an automatic cleaning function, saving you time and effort. This function thoroughly cleans narrow gaps and internal components.

6.2. General Cleaning

- **Exterior:** Wipe the exterior with a soft, damp cloth. Do not use abrasive cleaners.
- **Interior:** Periodically clean the water tank and ice basket with a mild detergent and warm water. Rinse thoroughly and drain any remaining water.
- **Descaling:** If mineral deposits build up, use a descaling solution suitable for ice makers, following the product instructions.



スマートチップ マシンを保護
氷がいっぱい/水不足になる場合自動保護
水不足注意 満杯警報



先進の冷凍技術を採用し、
人工製氷より速い
素早く冷却、耐久性があり、
安定した性能、静かで低騒音


The integrated smart chip provides automatic protection, detecting when the ice basket is full or the water level is low, and issuing alerts for water shortage or full ice.



発泡層がある場合、
氷が溶けるのを効果的に防ぎ、
長時間経っても溶けにくい



発泡層がない場合、
氷ができた後すぐに溶
けてしまいます



Equipped with an imported compressor and advanced refrigeration technology, the unit ensures rapid cooling, durability, stable performance, and low noise operation, while also being energy-efficient.

さまざまなニーズにお応え

ご家庭、オフィス/会社のパントリークローゼット、
ミルクティー専門店、パン屋、カフェ、バー、飲食店、
チェーンレストラン、コンビニに適しています。



The high-density foam insulation layer effectively prevents ice from melting quickly, preserving ice for longer periods and reducing power loss. Without this layer, ice would melt immediately after production.

7. TROUBLESHOOTING

Refer to this section for common issues and their solutions.

Problem	Possible Cause	Solution
Machine not making ice	No water in tank / Water supply issue	Check water level and supply connection. Refill tank or ensure automatic supply is active.
Ice basket full indicator on	Ice basket is full	Remove ice from the basket.
Water shortage indicator on	Water level is too low	Add water to the tank using one of the three methods.

Problem	Possible Cause	Solution
Ice is not crushing properly	Incorrect ice type / Crusher cover not secured	Use thin ice cubes. Ensure the crusher cover is tightly closed.
Unusual noise during operation	Appliance not level / Obstruction	Ensure the machine is on a level surface. Check for any foreign objects. If noise persists, contact support.

8. SPECIFICATIONS

Feature	Specification
Brand	Snowtaros
Model Number	ZBS-20B
Product Dimensions (L x W x H)	37.5 x 39.5 x 42 cm
Voltage	100V-110V
Frequency	50HZ-60HZ
Water Tank Capacity	1.8 L
Ice Production (per cycle)	32 square ice cubes
Daily Ice Production	Up to 40 kg
Ice Size Adjustment	3 sizes (Thin, Medium, Thick)
Functions	Ice Making, Ice Crushing
Special Features	Quiet operation, Insulation function, Smart chip protection, Automatic cleaning
UPC	717164254360

9. APPLICATIONS

The Snowtaros ZBS-20B is suitable for a wide range of environments:

- Homes
- Offices / Company Pantries
- Milk Tea Specialty Stores
- Bakeries
- Cafes
- Bars
- Restaurants
- Chain Restaurants
- Convenience Stores

3つの給水方法があり




1つ目は自動給水



2つ目は手動給水



3つ目は給水ボトルで給水です



スマートチップ マシンを保護
氷がいっぱい/水不足になる場合自動保護
水不足注意 満杯警報



先進の冷凍技術を採用し、
人工製氷より速い
素早く冷却、耐久性があり、
安定した性能、静かで低騒音

The Snowtaros ZBS-20B is versatile and suitable for various settings, including homes, office pantries, milk tea shops, bakeries, cafes, bars, restaurants, chain restaurants, and convenience stores.

© 2023 Snowtaros. All rights reserved.

For support, please refer to your purchase documentation or contact your retailer.