

COSTWAY 10269US-BK-CYSE

COSTWAY 20-inch High Velocity Floor Fan Instruction Manual

Model: 10269US-BK-CYSE

1. INTRODUCTION

Thank you for choosing the COSTWAY 20-inch High Velocity Floor Fan. This manual provides essential information for the safe and efficient use of your new fan. Please read these instructions carefully before operation and retain them for future reference.



Front view of the COSTWAY 20-inch High Velocity Floor Fan.

Key Features:

- **3-Speed Control:** Offers customizable airflow with speeds of 5062 CFM (Low), 5906 CFM (Medium), and 6750 CFM (High).
- **145° Adjustable Tilt:** Provides flexible wind direction to meet various cooling needs.
- **Powerful Motor & Airflow:** Equipped with a 160W high-efficiency motor, capable of blowing air up to 21.5 feet.
- **Durable Construction:** Features thickened aluminum alloy fan blades and a heavy-duty metal frame.
- **Safety Certified:** ETL approved for durability and safety, including overheat protection.
- **High Portability:** Designed with a convenient carry handle and cord storage hooks for easy transport and

storage.

- **No Assembly Needed:** Ready to use right out of the box.


2. SAFETY INFORMATION

To reduce the risk of fire, electric shock, or injury, please observe the following safety guidelines:

- Always plug the fan directly into a 110-120V AC electrical outlet. Do not use with extension cords unless absolutely necessary and ensure it is rated for the fan's wattage.
- Do not operate any fan with a damaged cord or plug. Discard fan or return to an authorized service facility for examination and/or repair.
- Do not run cord under carpeting. Do not cover cord with throw rugs, runners, or similar coverings. Arrange cord away from traffic area where it will not be tripped over.
- Always unplug the fan before moving, cleaning, or performing maintenance.
- Do not insert fingers or any objects into the grille openings.
- Do not use this fan in wet locations such as bathrooms or laundry areas.
- This fan is for indoor use only. Do not use it in the presence of explosive and/or flammable fumes or liquids.
- The motor is equipped with overheat protection, which will automatically stop the fan if the temperature reaches 266°F (130°C).

Powerful & Durable Motor

ETL approved for durability and safety



Overheat Protection
Auto stop when temperature
reaches 266°F



Insulated Motor Casing
Guarantees safety during use

Illustration of the fan's powerful and durable ETL-approved motor, featuring overheat protection and an insulated motor casing for safety.

3. SETUP







Your COSTWAY 20-inch High Velocity Floor Fan requires no assembly and is ready to use directly out of the package. Simply remove all packaging materials before plugging in the unit.

4. OPERATING INSTRUCTIONS

Power On/Off and Speed Control:

1. Plug the power cord into a suitable 110-120V AC electrical outlet.
2. Locate the control switch on the back of the fan.
3. Rotate the switch to select your desired speed:

◦ **Related Documents - 10269US-BK-CYSE**

| | |
|---|---|
|  | <p>Costway Adjustable Floor Sofa Chair - Instruction Manual and Safety Guide</p> <p>Comprehensive guide for the Costway Adjustable Floor Sofa Chair, including setup, angle adjustment, important safety precautions, and return/damage claim procedures. Read and keep for future reference.</p> |
|  | <p>Costway EP24897US Stand Mixer User Manual</p> <p>Official user manual for the Costway EP24897US Stand Mixer. Find detailed technical specifications, safety instructions, operating procedures, mixing guide, troubleshooting, and cleaning instructions for your 800W, 6-speed kitchen appliance.</p> |
|  | <p>Costway OP3936 Tent User Manual and Assembly Guide</p> <p>Comprehensive user manual and assembly guide for the Costway OP3936 Tent. This document provides detailed instructions, a parts list, and tips for setting up your heavy-duty outdoor party or wedding tent.</p> |
|  | <p>Costway HW66375 Floor Chair: Instructions and Safety Guide</p> <p>User guide for the Costway HW66375 Floor Chair, providing essential safety information, pre-assembly checks, and procedures for returns or damage claims.</p> |
|  | <p>COSTWAY Electric Height Adjustable Standing Desk User Manual</p> <p>Comprehensive user manual for the COSTWAY Electric Height Adjustable Standing Desk, detailing assembly, operation, safety guidelines, and troubleshooting for optimal ergonomic use.</p> |
|  | <p>COSTWAY Electric Height Adjustable Standing Desk - Assembly and User Manual</p> <p>This comprehensive guide provides step-by-step instructions for assembling and operating your COSTWAY electric height adjustable standing desk. Learn about parts, controller functions, settings, and troubleshooting error codes.</p> |