



Manuals.plus /

- › Giantex /
- › Giantex Dog Bike Trailer Pet Stroller Instruction Manual

Giantex B0C8TJFX9R

Giantex Dog Bike Trailer Pet Stroller Instruction Manual

Model: B0C8TJFX9R

1. PRODUCT OVERVIEW

The Giantex Dog Bike Trailer Pet Stroller is designed to provide a safe and comfortable way to transport your small to medium-sized pets during bicycle rides or as a standalone stroller. It features a durable metal frame, weather-resistant Oxford fabric, and mesh windows for ventilation.



Image 1.1: The Giantex Dog Bike Trailer Pet Stroller attached to a bicycle, with a dog visible inside.

Key Features:

- **3 Doors & 2 Windows:** Front, back, and top zippered doors for easy access, plus mesh windows and a sunroof for ventilation.
- **Weight Capacity:** Supports pets up to 88 lbs.
- **Durable Construction:** High-quality Oxford fabric and a sturdy steel frame.
- **Safety Features:** Red safety flag and 8 reflectors for enhanced visibility.
- **Easy Assembly & Storage:** Convenient connector for bike attachment and foldable design for compact storage.
- **Wheels:** Two 20-inch large wheels for a smooth ride on various terrains.

2. SETUP AND ASSEMBLY

Follow these steps to assemble your Giantex Dog Bike Trailer Pet Stroller.

1. **Unfold the Main Frame:** Carefully unfold the main frame of the trailer until it locks into position.
2. **Install the Crossbar:** Securely install the crossbar to provide structural support.
3. **Install Wheels:** Attach the two 20-inch wheels. Each wheel has a quick-release pin. Push the pin to insert or remove the wheel. Ensure the pins are fully engaged for safety.
4. **Attach Towing Bar:** Connect the towing bar to the front of the trailer.
5. **Connect to Bicycle:** Use the provided convenient connector to attach the trailer to your bicycle's rear axle. Ensure the safety strap is also secured around the bicycle frame.



Image 2.1: Step-by-step diagram illustrating the assembly process of the pet bike trailer.



Convenient Connector
for quick assembly




Foldable design

EASY STORAGE & TRANSPORTATION

Image 2.2: Details of the convenient connector for quick assembly and the trailer's foldable design for easy storage.



PRODUCT SIZE



Notice:

Please measure the length, shoulder height, and weight of your lovely pet before purchasing.

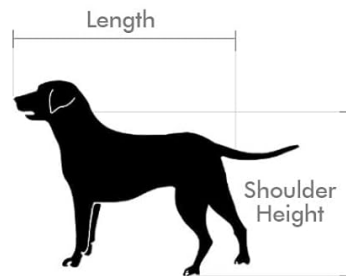


Image 2.3: Product dimensions and a reminder to measure your pet for proper fit.

3. OPERATING INSTRUCTIONS

Ensure your pet's safety and comfort during use.

Pet Placement and Security:

- Open one of the three zippered doors (front, back, or top) to allow your pet to enter the trailer.
- Inside the trailer, locate the D-shaped buckle. Attach your pet's leash to this buckle to prevent them from jumping out during transit.
- Close all doors securely before moving.

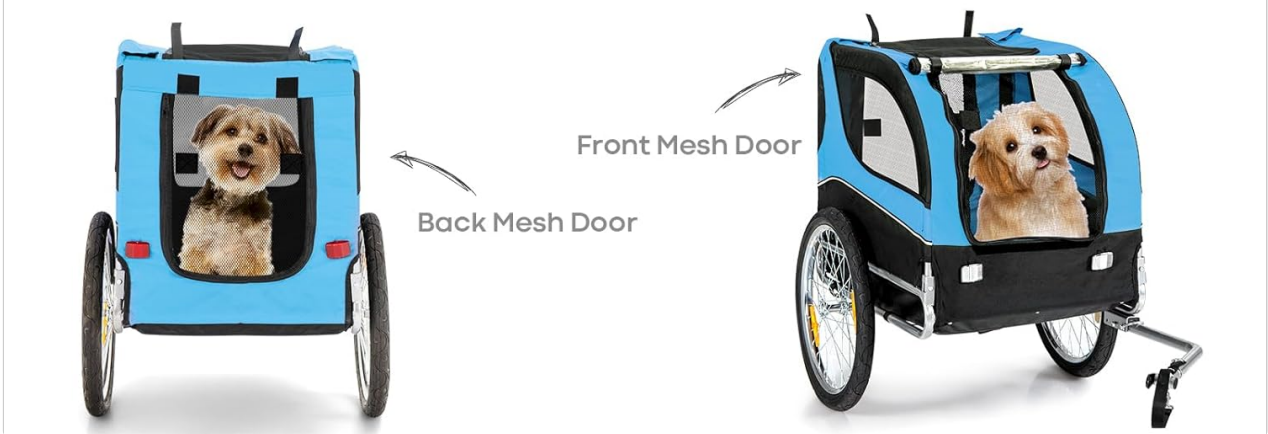


Image 3.1: The trailer features breathable mesh windows and a wide-open top for pet comfort and ventilation.



Image 3.2: Features for easy access and good ventilation, including large doors and a breathable skylight.

Visibility and Safety:

- Always attach the red safety flag to the designated slot on the trailer. This flag increases visibility to

others.

- The trailer is equipped with 8 reflectors. Ensure they are clean and unobstructed for maximum visibility, especially during low-light conditions.

SAFETY DESIGN

Ensure safety during the night biking or encountering bad weather



8 x Reflector

1 x Safety Flag

Prevent Pets from Getting Wet When it Rains

Protective Cover



Image 3.3: Safety features include a red flag and multiple reflectors for visibility, and a protective cover for weather protection.



Safety Design



8 Reflectors

Ensure maximum visibility during day or night rides

Safety Flag

The vibrant color and height of the flag make it highly noticeable




Image 3.4: Close-up of the safety flag and reflectors, emphasizing their role in ensuring visibility.

Riding Conditions:

- The 20-inch wheels are designed for stability and maneuverability on various terrains, including grassland, asphalt, boardwalks, and brick roads.
- Always ride at a safe speed, considering the added weight and length of the trailer.
- Avoid sudden turns or stops that could destabilize the trailer.



20" LARGE TIRES
Suitable for all kinds of road surfaces



- Grassland -



- Asphalt Road -



- Boardwalk -



- Brick Road -

88 LBS
WEIGHT CAPACITY
Suitable for small & medium-sized dogs & cats



Image 3.5: The 20-inch large tires are suitable for various road surfaces, and the trailer has an 88 lbs weight capacity.

20" Large Wheels

- ✦ Provide excellent stability and maneuverability on various terrains
- ✦ Ensure a smooth ride for both you and your pet



Image 3.6: The large wheels provide excellent stability and a smooth ride.

4. MAINTENANCE

Regular maintenance ensures the longevity and safe operation of your pet bike trailer.

Cleaning:

- The Oxford fabric is durable and weather-resistant. Clean with a damp cloth and mild soap as needed.
- For rainy weather, utilize the transparent protective cover to keep your pet dry.
- Ensure mesh windows are free from debris for optimal ventilation.

Inspection:

- Periodically check the steel frame for any signs of damage or deformation.
- Inspect all zippers for smooth operation.
- Ensure the quick-release pins for the wheels and the bicycle connector are functioning correctly and securely.
- Verify that the D-shaped buckle inside the trailer is firmly attached.



Image 4.1: Details of premium components including zippers, durable fabric, and the sturdy steel frame.



Image 4.2: Overview of the premium and durable materials used in the trailer's construction.

5. STORAGE

The trailer is designed for easy folding and compact storage when not in use.

- Remove the wheels by disengaging the quick-release pins.
- Fold the main frame according to the assembly instructions in reverse.
- Store the folded trailer and wheels in a dry, protected area.

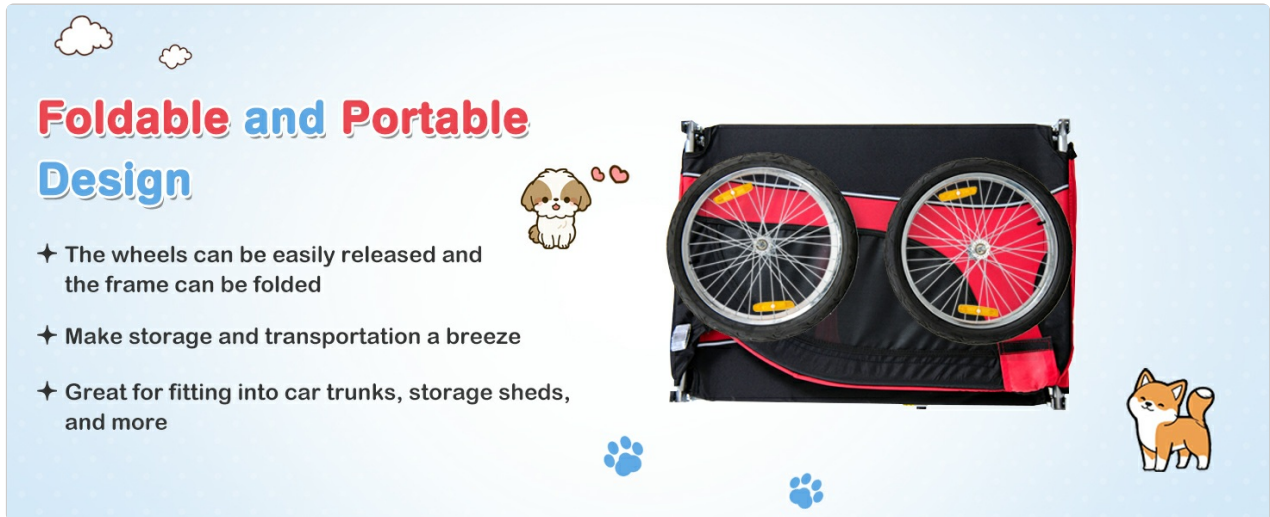


Image 5.1: The trailer's foldable design allows for compact storage and easy transport.

6. SPECIFICATIONS

Attribute	Value
Brand	Giantex
Model Name	Dog Bike Trailer
Color	Blue
Material	Steel, Oxford Fabric, Mesh
Item Weight	26.5 Pounds
Product Dimensions (L x W x H)	53" x 28.5" x 37"
Cabin Dimensions (L x W x H)	30.5" x 21.5" x 26.5"
Maximum Weight Recommendation	88 Pounds
Maximum Height Recommendation	37 Inches
Recommended Bike Wheel Size	24"-28"
Number of Items	1

Note: Please measure your pet's length and shoulder height to ensure a comfortable fit within the cabin dimensions before purchase.

Specifications:

Color: Blue/Gray/Red

Material: Metal, Oxford Fabric, Mesh

Overall Dimensions: 51.5" x 28.5" x 37" (L x W x H)

Cabin Size: 30.5" x 21.5" x 26.5" (L x W x H)

Size of the Front Door: 14" x 19" (L x W)

Size of the Back Door: 16" x 17" (L x W)

Size of the Skylight: 12.5" x 16" (L x W)

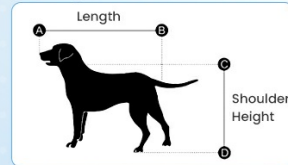
Weight Capacity: 88 lbs

Suitable Size: Small and Medium-Sized Dogs (Refer to the Cabin Size)

Recommended Wheel Size of Your Bike: 24"-28"

Net Weight: 30 lbs

3 Available Colors for You to Choose from



Note: Please measure the length and shoulder height of your pet before purchase



Image 6.1: Visual representation of product specifications and available color options.

7. TROUBLESHOOTING

No specific troubleshooting steps are provided in the product information. If you encounter issues, please refer to the support section.

8. WARRANTY AND SUPPORT

Specific warranty details are not provided in the product information. For warranty claims, product support, or further assistance, please contact Giantex customer service through their official channels or the retailer where the product was purchased.