

## Manuals+

[Q & A](#) | [Deep Search](#) | [Upload](#)

manuals.plus /

› [Oraimo](#) /

› [Oraimo FreePods 3C \(OEB-E104DC\) True Wireless Earbuds User Manual](#)

## Oraimo OEB-E104DC

# Oraimo FreePods 3C (OEB-E104DC) True Wireless Earbuds

User Instruction Manual

## INTRODUCTION

Welcome to the user manual for your Oraimo FreePods 3C True Wireless Earbuds. This guide provides detailed instructions on how to set up, operate, maintain, and troubleshoot your earbuds to ensure an optimal audio experience. Please read this manual thoroughly before using your device.

## WHAT'S IN THE BOX

Upon unboxing your Oraimo FreePods 3C, you should find the following items:

- Oraimo FreePods 3C True Wireless Earbuds (Left and Right)
- Charging Case
- USB-C Charging Cable
- Multiple Sizes of Eartips (pre-installed and additional pairs)
- User Manual



Image: All items included in the Oaimo FreePods 3C retail package.

## PRODUCT OVERVIEW

The Oaimo FreePods 3C consist of two wireless earbuds and a portable charging case. The earbuds are designed for comfortable wear and deliver high-quality audio, while the charging case provides extended battery life and protection.



Image: The Oramo FreePods 3C earbuds resting in their charging case.

## SETUP

### 1. Charging the Earbuds and Case

Before first use, fully charge the earbuds and the charging case. Place the earbuds into the charging case. Connect the USB-C charging cable to the charging port on the case and a power source. The LED indicators on the case will show the charging status.

- A full charge provides up to 8 hours of playtime for the earbuds, with the case offering an additional 28 hours, totaling 36 hours.
- **Fast Charging:** A 10-minute charge in the case provides approximately 140 minutes of playback.

**36** hrs  
**Playtime**



Image: Visual representation of the 36-hour total playtime with the charging case.




Image: Illustration of the fast charging capability of the earbuds.

## 2. Pairing with Your Device

1. Open the charging case. The earbuds will automatically enter pairing mode.
2. On your device (smartphone, tablet, etc.), enable Bluetooth.
3. Search for "Oraimo FreePods 3C" in the list of available Bluetooth devices.
4. Select it to connect. Once connected, you will hear an audio prompt.

## 3. Wearing the Earbuds

Choose the eartips that provide the most comfortable and secure fit for your ears. Insert the earbuds gently into your ear canals and rotate them slightly to ensure a snug seal for optimal sound quality and noise isolation.

The FreePods 3C offer **In-ear & Half-in-ear Dual Modes** with detachable eartips. For a deeper bass and better noise isolation, keep the eartips attached (BASS MODE). For a more open listening experience, you can remove the eartips.

## OPERATING INSTRUCTIONS

### Touch Controls

The earbuds feature intuitive force sensor touch controls. The specific functions can often be customized via the Oraimo Sound APP.

Action	Function
Single Tap	Play/Pause music, Answer/End call
Double Tap (Left Earbud)	Previous Track
Double Tap (Right Earbud)	Next Track
Triple Tap	Activate Voice Assistant
Long Press (2 seconds)	Reject Call

### Audio Quality and HavyBass™ Technology

The FreePods 3C are equipped with 13mm high-sensitive drivers and Oraimo's exclusive HavyBass™ algorithm, delivering powerful bass, clear mids, and detailed high frequencies for an immersive sound experience.

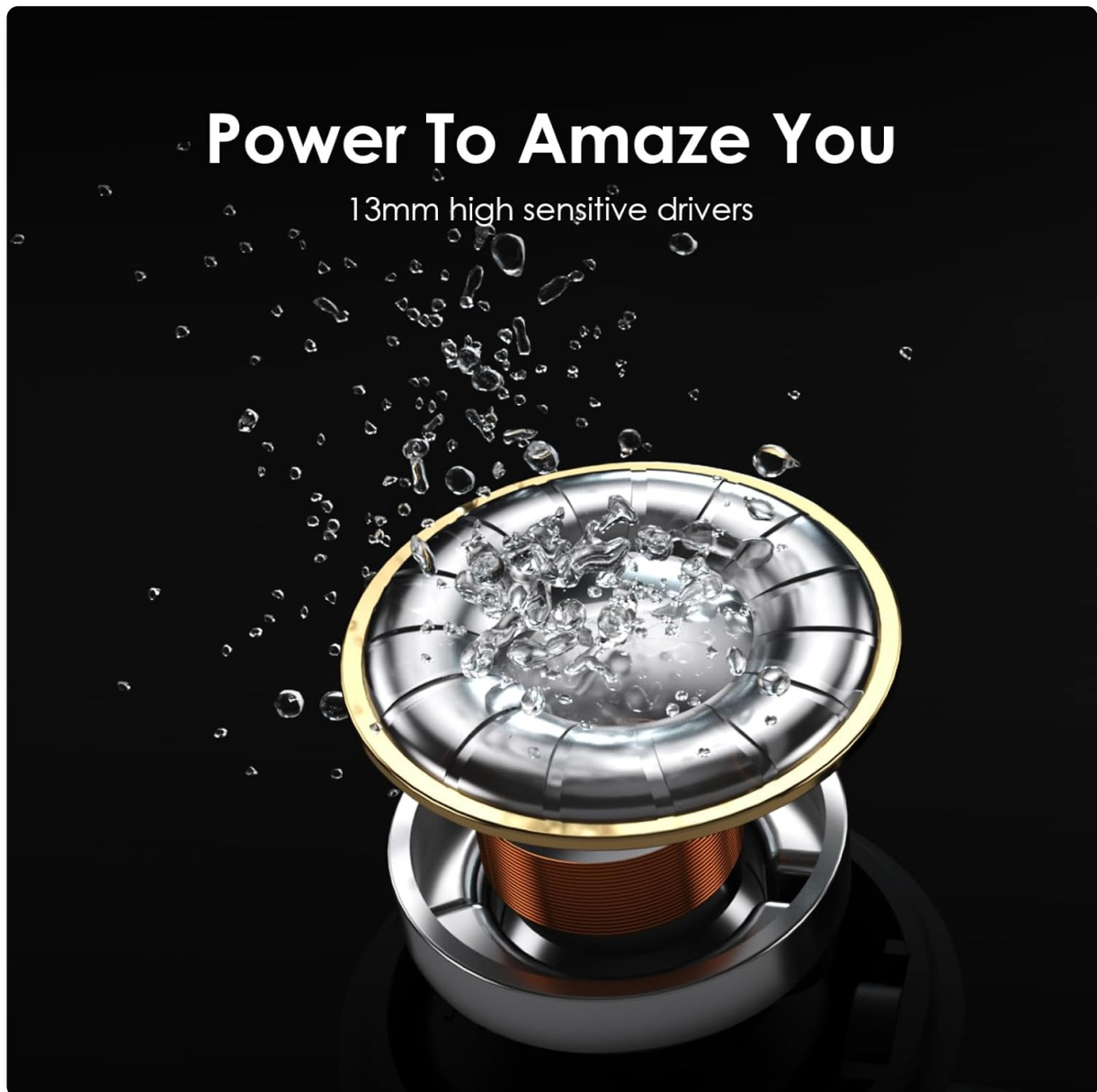


Image: Detailed view of the 13mm high-sensitive driver for powerful audio output.



**100000+**  
Retail Stores Worldwide

Image: Frequency response graph demonstrating the HavyBass™ technology.

### **ENC Calling Noise Cancellation**

The FreePods 3C feature 4-mic beamforming technology combined with an AI Deep Neural Network algorithm. This technology works to track and enhance your voice while significantly reducing surrounding environmental noise, ensuring crystal-clear calls even in noisy environments.

# Be Clearly Heard

4-mic beamforming technology & AI deep algorithm




Image: Diagram explaining how Environmental Noise Cancellation (ENC) works during calls.

## Game Mode

Activate Game Mode for ultra-low latency audio, ensuring seamless synchronization between audio and video. This is ideal for gaming, providing a more immersive and responsive experience.

## Oraimo Sound APP

Download the Oraimo Sound APP to unlock additional features and customization options. The app allows you to:

- Access 5 preset EQ modes to match your musical taste.
- Tailor sound settings to your preference.
- Update firmware for improved performance.

## MAINTENANCE

### Cleaning

Regularly clean your earbuds and charging case to maintain optimal performance and hygiene. Use a soft, dry, lint-free cloth. For stubborn dirt, slightly dampen the cloth with water. Do not use harsh chemicals or abrasive materials.

## Water Resistance (IPX5)

The Oraimo FreePods 3C earbuds are rated IPX5 water-resistant, meaning they can withstand splashes of water and sweat. This makes them suitable for workouts and outdoor activities. **Note:** The IPX5 rating applies only to the earbuds, not the charging case. Do not submerge the earbuds in water or expose them to heavy rain.

## TROUBLESHOOTING

If you encounter any issues with your Oraimo FreePods 3C, please refer to the following common solutions:

- **No Sound/Connection Issues:**

- Ensure both earbuds are charged.
- Turn off and on your device's Bluetooth.
- Forget the device in your Bluetooth settings and re-pair.
- Reset the earbuds (refer to the Oraimo Sound APP or product website for specific reset instructions).

- **One Earbud Not Working:**

- Place both earbuds back into the charging case, close the lid, wait a few seconds, then open it again.
- Ensure both earbuds are clean and making proper contact with the charging pins.

- **Charging Problems:**

- Check the charging cable and adapter for damage.
- Ensure the charging port on the case is clean and free of debris.

- **Poor Call Quality:**

- Ensure the microphones are not obstructed.
- Try moving to a quieter environment.

## SPECIFICATIONS

Feature	Detail
Model Name	Oraimo TWS Earphone OEB-E104DC, Black
Item Model Number	OEB-E104DC
Brand Name	Oraimo
Color	Black
Headphones Ear Placement	In Ear
Headphones Form Factor	In Ear
Noise Control	Active Noise Cancellation (ENC for calls)
Impedance	16 Ohm

Feature	Detail
Frequency Response	22 KHz
Sensitivity	100 dB
Headphones Jack	No Jack (True Wireless)
Batteries	4 Lithium Ion batteries required (included)
Product Dimensions	16.4 x 14 x 5.3 cm; 10 g
Country of Origin	China
Date First Available	21 June 2023

## WARRANTY AND SUPPORT

Your Oramo FreePods 3C (OEB-E104DC) earbuds come with a **1-Year Warranty** from the date of purchase. This warranty covers manufacturing defects and ensures your product functions as intended under normal use.

For warranty claims, technical support, or any inquiries, please contact Oramo customer service through their official website or the retailer where you purchased the product. Please retain your proof of purchase for warranty validation.

For more information, visit the official Oramo website: [www.oraimo.com](http://www.oraimo.com)