

TOY PLAYER 00862

TOY PLAYER WW2 Military Battleship Building Block Set

Model: 00862

Brand: TOY PLAYER

1. INTRODUCTION

This instruction manual provides detailed guidance for the assembly, operation, and maintenance of your TOY PLAYER WW2 Military Battleship Building Block Set, Model 00862. Please read this manual thoroughly before beginning assembly to ensure a smooth and enjoyable building experience. Keep this manual for future reference.

2. SAFETY INFORMATION

- **Small parts:** This set contains small parts which may pose a choking hazard. Not suitable for children under 3 years.
- Avoid contact with eyes.
- Keep away from naked flame or direct heat sources.
- Adult supervision is recommended during assembly and play, especially for younger users.

3. PACKAGE CONTENTS

Your TOY PLAYER WW2 Military Battleship Building Block Set includes:

- Building blocks (910 pieces)
- Instruction Manual

Please verify that all components are present upon opening the package. If any pieces are missing or damaged, refer to the 'Warranty and Support' section for assistance.

4. ASSEMBLY INSTRUCTIONS

Follow the step-by-step diagrams provided in the included instruction booklet. Organize your building blocks by color and shape before you begin to streamline the assembly process.



Image: An adult and child working together to assemble the battleship model, demonstrating collaborative building.

The assembly process involves connecting various block pieces to construct the battleship, including its hull, superstructure, and detailed components. Pay close attention to the orientation of each piece as indicated in the diagrams.



Image: An overhead view showing the partially assembled battleship and various building blocks, illustrating the construction process.

For a visual guide to the assembly and features, please refer to the official product video below:

Your browser does not support the video tag.

Video: Official product video demonstrating the assembly process and key features of the WW2 Military Battleship Building Block Set.

5. OPERATING FEATURES

The battleship model includes several interactive and detailed features:

- **Main Gun:** The large main gun at the front of the ship can be adjusted in position.
- **Radar:** The radar dish on the command tower is designed to rotate.
- **Missile Launchers:** Multiple missile launchers are integrated into the ship's design.
- **Helicopter:** A detailed helicopter model is included, which can be placed on the helipad at the stern of the ship.
- **Lifeboat/Crane:** A movable crane system is present for deploying or retrieving the lifeboat.
- **Integrated Rollers:** The underside of the battleship features integrated rollers, allowing for smooth movement across flat surfaces.






Image: A collage of close-up images highlighting various functional details of the battleship, such as the adjustable cannon, rotating radar, helipad, deployable anchor, detailed interior, and working crane.

Military toys for boys age 6+

Integrated rollers drive boats, expanding gameplay mechanics and enhancing replayability!




Image: A side profile of the battleship model, with an inset highlighting the integrated rollers on the underside, designed for smooth movement.

6. MAINTENANCE

To ensure the longevity and appearance of your building block set:

- **Cleaning:** Dust the model regularly with a soft, dry cloth. For deeper cleaning, gently wipe with a damp cloth and mild soap, then dry thoroughly. Avoid harsh chemicals.
- **Storage:** Store the assembled model or loose blocks in a cool, dry place away from direct sunlight to prevent discoloration or warping.
- **Handling:** Handle the model with care to prevent pieces from detaching.

7. TROUBLESHOOTING

- **Missing Pieces:** If you discover any missing pieces during assembly, please contact customer support with details of the missing components.
- **Loose Connections:** Ensure that all blocks are firmly pressed together. If a connection remains loose, double-check the instruction manual to confirm the correct pieces are being used.

- **Difficulty Assembling:** Review the instruction diagrams carefully. Sometimes, a small detail can be overlooked. If issues persist, consider disassembling the problematic section and reattempting.

8. SPECIFICATIONS

Feature	Detail
Product Dimensions	3 x 3 x 5 inches
Item Weight	3.45 pounds
Item Model Number	00862
Manufacturer Recommended Age	12 years and up
Manufacturer	TOY PLAYER

9. WARRANTY AND SUPPORT

TOY PLAYER offers a refund and satisfaction guarantee. If you encounter any problems after purchasing this product, please contact us directly for assistance. Our customer service team is dedicated to serving you wholeheartedly.

For support, please visit the [TOY PLAYER Store on Amazon](#) or refer to the contact information provided with your purchase.