

ROOMTEC N715

FRANSOUL 4-Door Storage Bench User Manual

Model: N715

1. INTRODUCTION

Thank you for choosing the FRANSOUL 4-Door Storage Bench. This versatile furniture piece is designed to provide both decorative appeal and functional storage for your entryway, hallway, living room, or bedroom. Featuring a classic style with a comfortable, removable cushion, adjustable shelves, and a sturdy construction, this bench offers an ideal solution for organizing your space. Please read this manual carefully before assembly and use to ensure proper installation and long-term enjoyment of your product.



Figure 1.1: The FRANSOUL 4-Door Storage Bench, showcasing its antique navy finish and comfortable seating cushion. This bench is designed to complement various home decors while offering practical storage.

Classic style

The storage bench with cushions brings decorative



Functional storage items to your entryway, hall, mud room or laundry room.



Figure 1.2: The classic design of the storage bench, illustrating its versatility for use in various home environments such as entryways, hallways, and laundry rooms, providing both seating and storage.

2. SAFETY INFORMATION

To ensure safe use of your storage bench, please adhere to the following guidelines:

- **Maximum Weight Capacity:** The entire storage bench can support a maximum weight of 200 pounds (approximately 90.7 kg). Do not exceed this limit to prevent damage or injury.
- **Proper Assembly:** Ensure all parts are correctly assembled and all fasteners are securely tightened before use. Improper assembly can lead to instability.
- **Level Surface:** Always place the bench on a flat, level surface to prevent tipping.
- **Avoid Climbing:** Do not allow children to climb on or play with the bench.
- **Handle with Care:** When moving the bench, lift it rather than dragging it to prevent damage to the product or your flooring.

- **Ventilation:** Ensure adequate ventilation when storing items, especially if they are sensitive to moisture.

3. COMPONENTS AND HARDWARE

Before beginning assembly, verify that all components and hardware listed below are present and undamaged. If any parts are missing or damaged, please contact customer support.

Product Components:

- Storage Bench Frame (Pine wood and MDF construction)
- 4 Cabinet Doors
- Adjustable Shelves (Quantity as per design, typically 2-4)
- Removable Linen Cushion
- 4 Round Handles
- Magnetic Door Catches (pre-installed or to be installed)

Hardware (Included for Assembly):

All necessary screws, dowels, cam locks, and other fasteners required for assembly are included in the package. Please refer to the separate assembly diagram for specific hardware identification and quantities.

4. SETUP AND ASSEMBLY

Full assembly is required for this product. It is recommended to have two people for assembly. Please follow the step-by-step instructions provided in the separate assembly guide included with your product.

General Assembly Steps:

1. **Unpack and Identify:** Carefully unpack all components and hardware. Lay them out on a clean, soft surface to prevent scratches. Identify each part using the assembly diagram.
2. **Assemble Frame:** Begin by assembling the main frame of the bench according to the diagram, securing all connections.
3. **Install Shelves:** Insert the adjustable shelf pins into the desired height positions within the cabinet sections. Place the shelves onto the pins. The shelves offer three adjustable heights.
4. **Attach Doors:** Mount the four cabinet doors using the provided hinges. Ensure they open and close smoothly.
5. **Install Handles:** Attach the round handles to the exterior of the cabinet doors.
6. **Place Cushion:** Position the removable linen cushion on top of the bench.
7. **Final Check:** Once assembled, gently shake the bench to ensure stability. Tighten any loose fasteners.

SIZE:INCH

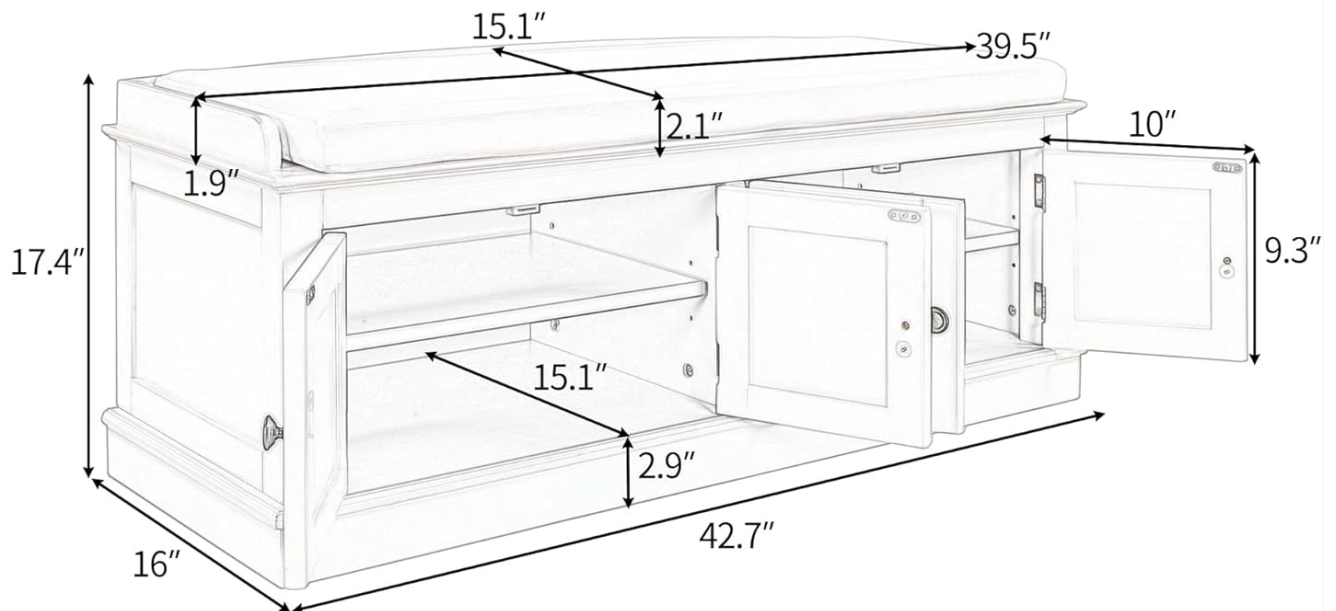


Figure 4.1: Dimensional diagram of the storage bench, providing key measurements for assembly and placement.

5. OPERATION AND USE

The FRANSOUL Storage Bench is designed for multi-functional use, serving as both a comfortable seating area and a practical storage solution.

Using the Storage Compartments:

- **Access:** Open the four cabinet doors using the round handles. The doors feature magnetic attraction for secure closure.
- **Adjustable Shelves:** The interior of the storage features adjustable shelves with three height options. To adjust, remove the shelf, reposition the shelf pins to the desired height, and then place the shelf back on the pins.
- **Storage Capacity:** The closed compartments are ideal for storing various items such as books, shoes, umbrellas, gloves, and other small household objects. Keeping items behind closed doors helps maintain a tidy and organized living space.



Closed 4 doors



Meet the needs of multi-functional storage at home



Shoes



Books



Umbrellas



Gloves

Adjustable shelf

with three heights for you to adjust

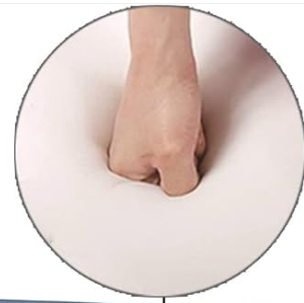
Figure 5.1: The four closed doors of the storage bench and a close-up of the adjustable shelf mechanism, highlighting its versatility for storing various items.

Using the Seating Area:

- **Comfortable Seating:** The detachable linen cushion provides a comfortable surface for sitting. It is ideal for putting on or taking off shoes in an entryway or as extra seating in a living area.
- **Cushion Care:** The cushion is removable for easy cleaning or repositioning.

Comfortable seat

You and your family can put on shoes when sitting



Detachable linen cushion



4 Round handles



Magnetic attraction

Figure 5.2: Details of the comfortable seating area, including the detachable linen cushion, the design of the round handles, and the magnetic closure mechanism for the doors.

6. MAINTENANCE AND CARE

Proper care will help maintain the appearance and longevity of your FRANSOUL Storage Bench.

- **Cleaning the Wood/MDF Surfaces:** Wipe the surfaces with a clean, dry cloth. Avoid using abrasive cleaners, harsh chemicals, or excessive moisture, as these can damage the finish.
- **Cushion Care:** The linen cushion is detachable. For minor spills, spot clean with a damp cloth and mild detergent. Allow to air dry completely. For more thorough cleaning, professional cleaning may be required.
- **Avoid Direct Sunlight:** Prolonged exposure to direct sunlight can cause fading or discoloration of the finish.
- **Temperature and Humidity:** Avoid placing the bench in areas with extreme temperature fluctuations or high humidity, which can cause wood to warp or crack.
- **Regular Checks:** Periodically check all fasteners and connections to ensure they remain tight. Re-tighten if necessary.

7. TROUBLESHOOTING

If you encounter any issues with your FRANSOUL Storage Bench, please refer to the following common solutions:

- **Bench is Wobbly:**
 - Ensure the bench is placed on a flat, level surface.
 - Check all assembly fasteners and tighten any that are loose.
- **Doors Do Not Close Properly:**
 - Verify that the hinges are correctly installed and tightened.
 - Check if the magnetic door catches are aligned and functioning.
 - Ensure no items inside the cabinet are obstructing the door closure.
- **Shelf is Not Stable:**
 - Ensure the shelf pins are fully inserted into the designated holes at the same height on both sides.
 - Verify the shelf is correctly seated on the pins.

If the issue persists after attempting these solutions, please contact customer support for further assistance.

8. SPECIFICATIONS

Brand:	ROOMTEC
Model Number:	N715
Color:	Antique Navy
Overall Dimensions (L x W x H):	42.7 inches x 16 inches x 17.4 inches (108.5 cm x 40.6 cm x 44.2 cm)
Cabinet Door Dimensions (L x W):	10 inches x 9.3 inches (25.4 cm x 23.6 cm)
Interior Cabinet Dimensions (L x W):	19 inches x 15.1 inches (48.3 cm x 38.4 cm)
Cushion Thickness:	5.6 cm (2.2 inches)
Weight Capacity:	200 lbs (90.7 kg)
Materials:	Pine Wood Frame, High-Quality MDF
Assembly Required:	Yes, full assembly


High-quality materials



Whole storage can bear 200 pounds



Pine frame structure firm and stable



High-quality MDF

Figure 8.1: Illustration of the high-quality materials used in the construction of the storage bench, including the sturdy pine frame and durable MDF components.

9. WARRANTY INFORMATION

This FRANSOUL Storage Bench comes with a **six-month warranty** from the date of purchase. This warranty covers manufacturing defects and material flaws under normal use. It does not cover damage resulting from improper assembly, misuse, accidents, neglect, or unauthorized modifications.

Please retain your proof of purchase for warranty claims.

10. CUSTOMER SUPPORT

For any questions, missing parts, or assistance with assembly or operation, please contact ROOMTEC customer support.

- **Website:** www.roomtec.com (placeholder)
- **Email:** support@roomtec.com (placeholder)

- **Phone:** 1-800-XXX-XXXX (placeholder)

Please have your model number (N715) and purchase information ready when contacting support.

