

Rolling Square AIR01

Rolling Square Aircard Wallet Tracker User Manual

Model: AIR01
Brand: Rolling Square

INTRODUCTION

The Rolling Square Aircard is a sleek and slim Bluetooth tracker designed to help you locate your wallet and other valuable items. It integrates seamlessly with Apple's Find My network, offering advanced tracking features and a unique digital business card functionality. Crafted with high-level engineering, the Aircard boasts a durable design and water resistance for everyday use.

SETUP

To begin using your Aircard, ensure your Apple device (iPhone, iPad, or MacBook) is updated to the latest iOS/iPadOS/macOS version. The Aircard works exclusively with Apple's Find My network, requiring no additional apps.

Initial Activation

To activate your Aircard, place it on a hard, flat surface. Locate the small power button on the device. Press the power button very firmly until you hear a beep. This firm press is designed to prevent accidental activation while the Aircard is in your wallet.

Pairing with Apple Find My

1. Open the **Find My** app on your iPhone, iPad, or MacBook.
2. Navigate to the "Items" tab.
3. Tap the + icon to add a new item.
4. Select "Add Other Item" or "Item Locator" from the options.
5. Your device will begin searching for nearby compatible items. Once the Aircard is detected, follow the on-screen prompts to name your Aircard and complete the pairing process.



Image: The Aircard tracker shown next to an iPhone, illustrating the connection process within the Find My app.

OPERATING INSTRUCTIONS

Locating Your Aircard

The Aircard leverages Apple's Find My network for precise location tracking. You can locate your Aircard anywhere in the world where there are Apple devices to relay its signal.

- **Find It With Sound:** If your Aircard is nearby, open the Find My app, select your Aircard, and tap "Play Sound." The Aircard will emit a sound that is 20% louder than an AirTag, helping you quickly pinpoint its location. You can also ask Siri to "Find my Aircard."



Image: Visual representation of activating the 'Play Sound' feature to locate the Aircard.

- **Left Behind Reminder:** Enable "Notify When Left Behind" in the Find My app to receive immediate notifications on your Apple device if you accidentally leave your Aircard behind. This feature helps prevent loss by alerting you when the item is out of range.

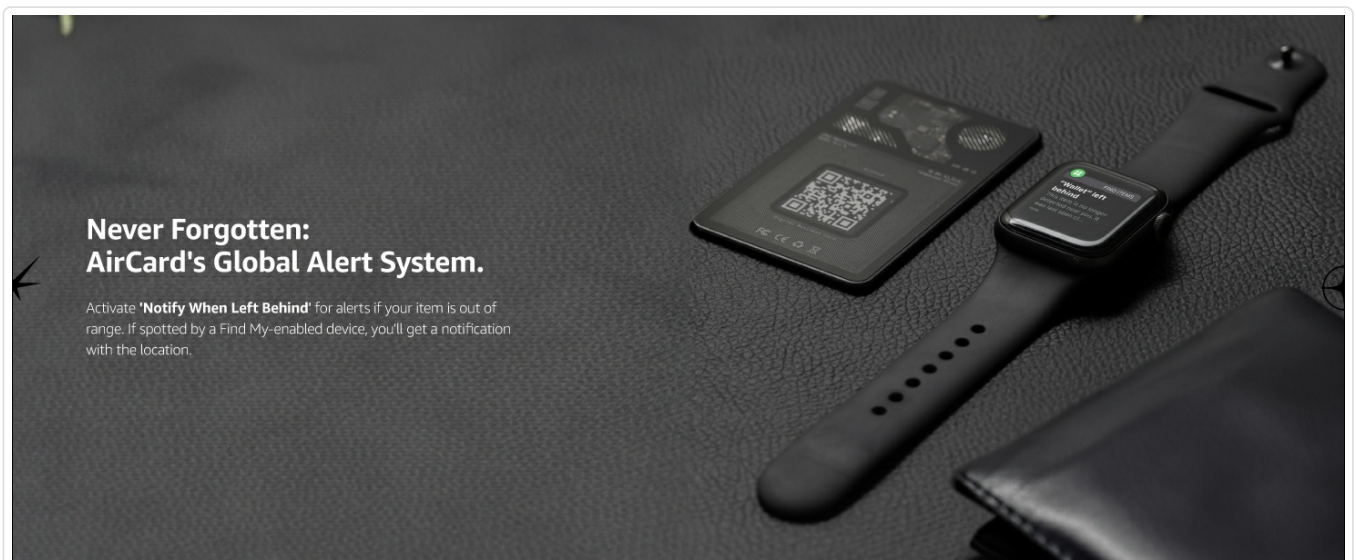


Image: An alert on an Apple Watch indicating the Aircard has been left behind.

- **Lost Mode:** For added security, activate "Lost Mode" in the Find My app. You can enter a contact message and phone number. If someone finds your Aircard, they can scan the visible QR code or tap the NFC tag to see your contact information and return the item. You will receive a notification when your item is found and its location.

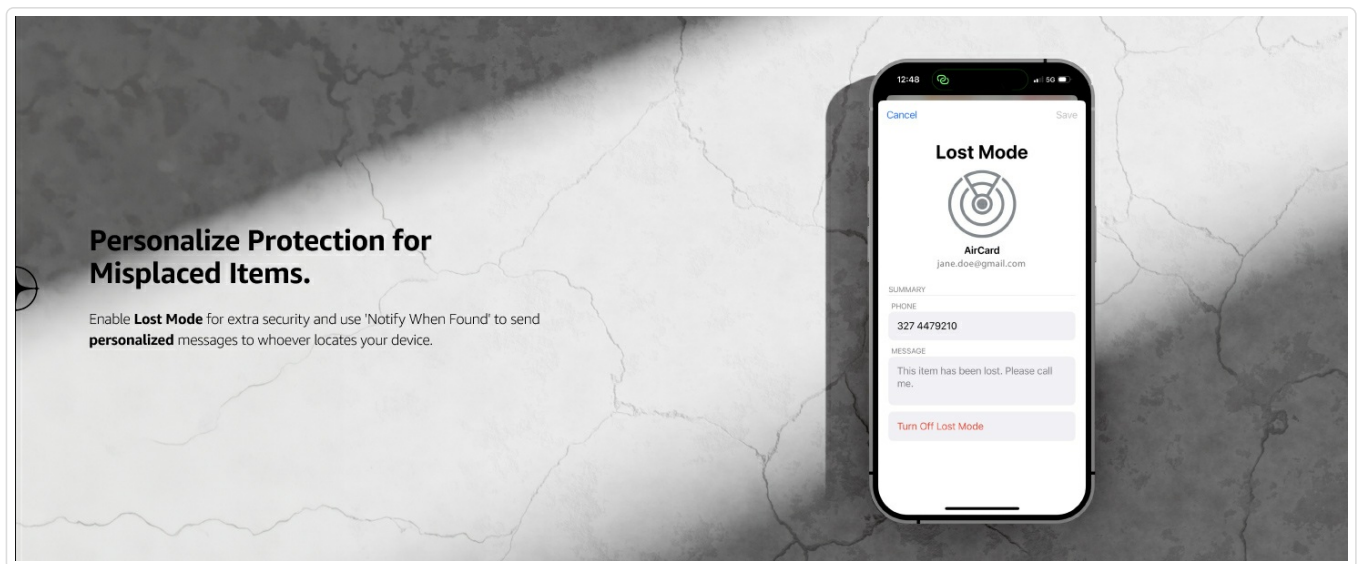


Image: Setting up Lost Mode with personalized contact details.

Digital Business Card Feature

The Aircard includes a unique digital business card feature with both a visible QR code and a built-in NFC tag. This allows you to share your digital identity, including links to your top contacts and social media accounts, through a custom Sherr.it profile.

- **Using the QR Code:** Anyone with a smartphone can scan the QR code on your Aircard to access your digital profile.
- **Using the NFC Tag:** Simply tap the NFC-enabled area of your Aircard to a compatible smartphone to instantly share your digital business card.



Image: The AirCard's digital business card features, including QR code and NFC tag, and a sample digital profile.

MAINTENANCE

- **Battery Life:** The AirCard comes with a non-replaceable Lithium Ion battery that lasts up to 2.5 years. There is no need for charging.
- **Water Resistance:** The AirCard has an IPX6 water resistance rating, meaning it can withstand strong jets of water. However, it is not designed for submersion. Avoid prolonged exposure to water.
- **RFID Protection:** The AirCard offers RFID protection. Note that the AirCard may fail to emit a signal when placed inside an RFID wallet due to interference.



Image: The Aircard's RFID blocking feature.

TROUBLESHOOTING

If you encounter any issues with your Aircard, please consider the following:

- **Device Not Found:** Ensure your Aircard is activated (firmly press the power button until it beeps). Make sure your Apple device's Bluetooth is enabled and you are within range.
- **No Sound from Aircard:** Verify that the "Play Sound" feature is activated in the Find My app. Check if the Aircard's speaker area is obstructed.
- **NFC/QR Code Issues:** Ensure the scanning device has NFC enabled and is placed correctly over the Aircard's NFC tag. For QR codes, ensure good lighting and a clear view of the code.
- **Signal Interference:** If using an RFID-blocking wallet, the Aircard's signal may be affected. Try removing the Aircard from the wallet to test its functionality.

For persistent issues, please refer to the official user manual or contact Rolling Square customer support.

SPECIFICATIONS

Product Dimensions	3.37 x 2.13 x 0.09 inches (3.4"L x 2.2"W x 0.09"Th)
Item Weight	0.67 ounces
Item Model Number	AIR01
Batteries	1 Lithium Ion battery required (included, non-replaceable, lasts up to 2.5 years)
Material	Aluminum
Water Resistance Rating	IPX6
Manufacturer	Rolling Square
Country of Origin	China

WARRANTY AND SUPPORT





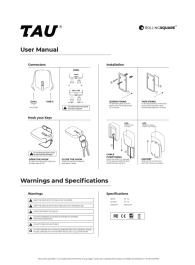

For detailed warranty information and further support, please refer to the official Rolling Square Aircard User Manual PDF available online. You can typically find this document on the product's Amazon page under the 'Product guides and documents' section, or directly from the Rolling Square website.

A digital copy of the user manual is available[here](#).

© 2023 Rolling Square. All rights reserved.

This manual is for informational purposes only. Specifications are subject to change without notice.

Related Documents - AIR01

	<p>RollingSquare AirCard E User Manual: Your Guide to Item Tracking with Apple Find My</p> <p>Comprehensive user manual for the RollingSquare AirCard E. Learn how to set up, track, and manage your item locator using the Apple Find My network. Includes setup, locating, lost item procedures, and maintenance.</p>
	<p>AirCard™ User Manual: Setup, Locate, and Reset Your Item Tracker</p> <p>Comprehensive user manual for the Rolling Square AirCard™ item locator. Learn how to set up, connect to Apple Find My, locate your item, manage lost mode, replace the battery, and understand FCC compliance.</p>
	<p>AirCard Pro User Manual - Rolling Square</p> <p>User manual for the Rolling Square AirCard Pro item locator, detailing setup, features, troubleshooting, safety, and specifications. This device works with Google's Find My Device Network.</p>
	<p>Air Notch™ Pro User Manual Rolling Square - Bluetooth Item Tracker</p> <p>Official user manual for the Rolling Square Air Notch™ Pro. Get detailed instructions on setup, battery replacement, using Apple Find My, basic features, handling, privacy, safety notices, and technical specifications.</p>
	<p>Rolling Square TAU User Manual: Your Guide to Portable Charging</p> <p>Discover the Rolling Square TAU, a versatile keychain portable charger. This user manual provides essential information on connectors (USB-C, Apple Lightning, MicroUSB), installation methods, usage, and safety guidelines for your TAU device, ensuring optimal performance.</p>
	<p>Rolling Square inCharge XL User Manual and Specifications</p> <p>User manual for the Rolling Square inCharge XL, detailing its connections, specifications, and safety warnings. Includes information on charging speeds and cable compatibility.</p>

