

## Weber E-315

# Weber Genesis E-315 Natural Gas Grill User Manual

Model: 1500011 | Brand: Weber

## INTRODUCTION

The Weber Genesis E-315 Natural Gas Grill is engineered for exceptional outdoor cooking, offering legendary Weber quality, performance, and durability. Designed for ease of use and consistent results, this 3-burner grill is perfect for preparing a wide range of meals for family and friends. Its robust construction and thoughtful features ensure enjoyable grilling season after season.

## SETUP

### Unpacking and Placement

- **Assembly Required:** Yes. Follow the detailed assembly instructions provided in the separate assembly guide.
- **Fuel Type:** This grill operates exclusively on Natural Gas and requires a natural gas line plumbed to your house. It is not compatible with bottled gas or bulk liquid propane.
- **Installation Type:** Free Standing. Ensure the grill is placed on a stable, level surface away from combustible materials.
- **Side Tables:** Utilize the integrated side tables for convenient placement of platters, seasonings, and grilling tools, providing ample space for food preparation.



Figure 1: Front view of the Weber Genesis E-315 Natural Gas Grill, showcasing its design and side tables.

## OPERATING YOUR GRILL

---

### Ignition and Burners

- **PureBlu Burner System:** This system features unique, tapered burner tubes that generate consistent pressure and flames, delivering even heat across the grilling surface. Flames are directed above raised gas ports, minimizing clogging and ensuring reliable ignition every time.
- **Cast-Iron Grates and FLAVORIZER Bars:** The porcelain-enameled, cast-iron grates retain heat effectively for searing. FLAVORIZER Bars catch and vaporize juices, enhancing grilled flavor, while also funneling grease away from the burners to prevent flare-ups.



Figure 2: Close-up view of the grill's control panel and hood, highlighting the burner knobs and integrated thermometer.



Figure 3: The spacious interior of the grill, showing the porcelain-enameled cast-iron grates and the upper warming rack.

## Cooking Features

- **Warming Rack:** An elevated warming rack keeps food warm, toasts buns, or can even grill smaller food items



while the main course finishes below.

- **WEBER CRAFTED Outdoor Kitchen Collection:** The cooking grates are designed to accommodate a frame kit and custom-fit grillware (sold separately), allowing you to transform your grill into a pizza cooker, outdoor griddle, and more.



Figure 4: Chicken grilling on the main cooking grates, demonstrating the grill's capacity for direct heat cooking.





Figure 5: Convenient tool hooks located on the side table, keeping grilling utensils within easy reach.

## MAINTENANCE AND CARE

- **Grease Management System:** This system features a pull-out grease tray located under the grill's cookbox. It slides out for quick and easy disposal of drippings, ensuring a clean and enjoyable grilling experience.
- **Cleaning:** Regularly clean grates and interior components to maintain optimal performance and longevity. Refer to the full manual for detailed cleaning instructions.



Figure 6: The easily accessible pull-out grease tray, simplifying the cleaning process after grilling.

## PRODUCT SPECIFICATIONS

Feature	Detail
Brand	Weber
Model Name	Genesis E-315
Item Model Number	1500011
Color	Black
Fuel Type	Natural Gas
Main Burner Count	3
Material	Stainless Steel
Handle Material	Stainless Steel




Frame Material	Stainless Steel
Item Dimensions (L x W x H)	36.1 x 30.3 x 25.98 inches
Item Weight	170.6 pounds
Assembly Required	Yes
Country of Origin	China
UPC	077924988905




## WARRANTY AND SUPPORT

The Weber Genesis E-315 Natural Gas Grill is built to last and backed with a comprehensive warranty, ensuring peace of mind for years of grilling enjoyment.

- For detailed warranty information, please refer to the warranty card included with your product or visit the official Weber website.
- For customer support, assistance with assembly, operation, or troubleshooting, please contact Weber customer service.

## Related Documents - E-315

 <p><b>GENESIS</b> E-315 • E-415</p> <p><b>LP ASSEMBLY GUIDE</b> YOUR 30-MINUTE EASY-TO-FOLLOW GUIDE</p> <p>Enhance your assembly experience Download the free <b>SELFT</b> app for 3D step-by-step instructions.</p> <p>15081323 © 2019 weber</p>	<p><a href="#">Weber Genesis E-315/E-415 LP Assembly Guide</a></p> <p>Comprehensive step-by-step assembly instructions for the Weber Genesis E-315 and E-415 LP gas grills, including parts identification, assembly procedures, and important pre-assembly and post-assembly information.</p>
 <p><b>Genesis E-325, E-335, EP-335</b> <b>Quick Start Guide</b> <b>GENESIS</b></p> <p><b>HOW TO USE THIS GUIDE</b></p> <p><b>IMPORTANT SAFETY INFORMATION</b></p> <p><b>WARNING:</b> This grill is not to be used as a conventional cooking appliance. It is designed for outdoor use only. Do not use indoors or in enclosed spaces. Always use proper grill safety practices. For more information, see the back of this guide.</p> <p><b>weber</b></p>	<p><a href="#">Weber Genesis E-325, E-335, EP-335 Quick Start Guide: Barbecue Cooking Instructions</a></p> <p>This quick start guide provides essential instructions for Weber Genesis E-325, E-335, and EP-335 barbecues. Learn direct and indirect cooking methods, understand burner settings, and utilize accessories for optimal grilling and roasting results. Includes icon legends and cooking tables.</p>
 <p><b>GENESIS</b> <b>weber</b></p> <p>E-325 • E-335 • E-415 • E-550 EP-335 • SE-335 • SE-415 • SE-550 • SE-650</p> <p><b>LP Owner's Manual</b></p> <p><b>REGISTER TODAY</b> Register your grill and receive special content. To learn more, visit <a href="#">weber.com/register</a></p> <p><b>62871</b></p>	<p><a href="#">Weber Genesis LP Owner's Manual: Features, Operation, and Safety</a></p> <p>Comprehensive owner's manual for the Weber Genesis LP gas grill series, covering safety information, installation, operation, maintenance, troubleshooting, and grilling guides. Learn how to use and care for your Weber Genesis grill.</p>

 <p>The first of its kind, it's packed with everything you need to know.</p> <p><b>Weber 1500011</b> Owner's Manual</p> <p>Shop genuine replacement parts for Weber 1500011</p> <p>Find Your Weber Grill Parts - Select From 2022 Models</p> <p>Manual contents below</p>	<p><a href="#">Weber Genesis E-315 Gas Grill (Natural Gas) 1500011 Parts and Manual</a></p> <p>Official owner's manual and parts list for the Weber Genesis E-315 Gas Grill (Natural Gas) model 1500011. Find genuine replacement parts for your Weber grill.</p>
 <p><b>GENESIS II</b> LP EX-315 - SX-315</p> <p><b>ASSEMBLY GUIDE</b> GUÍA DE MONTAJE   ENSEMBLE GUIDE</p> <p>Enhance your assembly experience Download the free SELECT™ app for 3D step-by-step instructions</p> <p>53002 2022 WEBER 150</p> <p><b>weber</b></p>	<p><a href="#">Weber Genesis II EX-315 SX-315 Assembly Guide</a></p> <p>Comprehensive assembly guide for the Weber Genesis II EX-315 and SX-315 gas grills, featuring step-by-step instructions and parts lists for a successful setup.</p>
 <p><b>SPIRIT</b> LP EX-315 - SX-315</p> <p><b>OWNER'S MANUAL</b></p> <p>WEATHER TIGHT All-weather, heavy-duty construction with stainless steel cooking grates. Select an all-weather grill for your outdoor cooking needs. Also includes a stainless steel grill brush.</p> <p>53002 2022 WEBER 150</p> <p><b>weber</b></p>	<p><a href="#">Weber Spirit EX-315 SX-315 LP Gas Grill Owner's Manual</a></p> <p>Comprehensive owner's manual for the Weber Spirit EX-315 and SX-315 LP gas grills, covering safety, installation, operation, maintenance, troubleshooting, and grilling tips. Includes WEBER CONNECT technology details.</p>