

iGPSPORT BSC100S

iGPSPORT BSC100S Cycling Computer Case Instruction Manual

INTRODUCTION

This manual provides comprehensive instructions for the proper installation, usage, and maintenance of your iGPSPORT BSC100S Cycling Computer Case. Designed specifically for the BSC100S cycling computer, this silicone case offers protection and enhances the device's durability.

SETUP AND INSTALLATION

The iGPSPORT BSC100S Cycling Computer Case is designed for easy installation and removal, providing full protection without compromising device functionality.

- 1. Prepare Your Device:** Ensure your iGPSPORT BSC100S cycling computer is clean and free of dust or debris before installation.
- 2. Align the Case:** Gently align the silicone case with your BSC100S cycling computer. The case is precisely crafted to fit the device's contours.
- 3. Insert the Device:** Carefully push the cycling computer into the silicone case. The soft, flexible material allows for easy insertion. Ensure all edges and corners of the device are fully seated within the case for complete protection.
- 4. Check Fit:** Verify that the case fits snugly around the device, covering all exposed surfaces while leaving necessary ports and buttons accessible. The all-inclusive design provides comprehensive coverage.



Image 1: Front view of the iGPSPORT BSC100S Cycling Computer Case, illustrating its form-fitting design.

To remove the case, gently peel back the silicone from one corner and carefully extract the cycling computer. The soft material ensures disassembly without damaging the device.

USAGE AND PROTECTION

Once installed, the iGPSPORT BSC100S Cycling Computer Case provides a protective layer for your device during use. Its primary function is to shield the cycling computer from scratches, minor impacts, and dust.

- **Enhanced Durability:** The silicone material absorbs shocks, protecting your device from accidental drops or bumps during cycling activities.
- **Weather Resistance:** While the case itself is not waterproof, it adds an extra layer of protection against light splashes and dust, complementing the device's existing IP54 rating.
- **Comfortable Grip:** The soft silicone material provides a comfortable tactile sensation and improves grip, reducing the chance of accidental slips.
- **Portable Design:** The lightweight and thin design (approximately 1.55mm thickness) ensures that the case does not add significant bulk, maintaining the portability of your cycling computer for outdoor use.



Image 2: Side profile of the case highlighting its slim 1.55mm thickness, designed for minimal bulk.

MAINTENANCE

To ensure the longevity and appearance of your iGPSPORT BSC100S Cycling Computer Case, follow these maintenance guidelines:

- **Cleaning:** The silicone case can be cleaned with a damp cloth and mild soap. Avoid harsh chemicals or abrasive cleaners, as these may damage the material. Rinse thoroughly and allow to air dry completely before re-installing your device.
- **Storage:** When not in use, store the case in a cool, dry place away from direct sunlight and extreme temperatures to prevent material degradation.
- **Avoid Sharp Objects:** Keep the silicone case away from sharp objects to prevent punctures or tears.

TROUBLESHOOTING

If you encounter any issues with your iGPSPORT BSC100S Cycling Computer Case, consider the following:

- **Case Does Not Fit:** Ensure you have the correct model, the iGPSPORT BSC100S. This case is specifically designed for this model. If it is the correct model, try re-aligning the device carefully during installation.
- **Difficulty Cleaning Stains:** For stubborn stains, a soft brush with mild soap and water can be used. Ensure the case is thoroughly rinsed and dried.
- **Material Degradation:** If the silicone material appears to be degrading (e.g., becoming sticky or brittle), it may be due to prolonged exposure to harsh chemicals, extreme temperatures, or direct sunlight. Follow maintenance guidelines to prevent this.

SPECIFICATIONS






Product Specifications


Feature	Detail
Brand	iGPSPORT
Compatible Model	iGPSPORT BSC100S Cycling Computer
Material	Silicone
Color	Black
Thickness	Approximately 1.55mm
Included Components	Silicone Case (1)
Item Package Dimensions	4.41 x 2.83 x 0.94 inches
Package Weight	0.02 Kilograms
Part Number	BH100

WARRANTY AND SUPPORT

The iGPSPORT BSC100S Cycling Computer Case comes with a**2-year warranty** from the date of purchase, covering manufacturing defects.

For warranty claims, technical support, or further inquiries, please contact iGPSPORT customer service through their official channels or visit the [iGPSPORT Store on Amazon](#).

<p>USER QUICK GUIDE BSC100S BIKE SMART COMPUTER www.igpsport.com</p>  <p>WUHAN QIBO TECHNOLOGY CO., LTD.</p>	<p>iGPSPORT BSC100S Bike Smart Computer User Quick Guide</p> <p>A quick guide to the iGPSPORT BSC100S Bike Smart Computer, covering button functions, icons, display data pages, smartphone pairing, sensor connection, wheel circumference settings, unit settings, bike mount installation, and basic ride functions.</p>
<p>USER QUICK GUIDE BSC100S BIKE SMART COMPUTER www.igpsport.com</p>  <p>WUHAN QIBO TECHNOLOGY CO., LTD.</p>	<p>iGPSPORT BSC100S Bike Smart Computer: User Quick Guide</p> <p>Concise user guide for the iGPSPORT BSC100S Bike Smart Computer, covering buttons, icons, settings, pairing, installation, and specifications.</p>
<p>UŽIVATELSKÁ PŘÍRUČKA iGPSPORT BSC100S www.igpsport.com</p>  <p>WUHAN QIBO TECHNOLOGY CO., LTD.</p>	<p>iGPSPORT BSC100S User Manual</p> <p>User manual for the iGPSPORT BSC100S cycling computer, covering setup, features, pairing with smartphones, and specifications.</p>
<p>USER MANUAL iGS630 GPS BIKE COMPUTER www.igpsport.com</p>  <p>WUHAN QIBO TECHNOLOGY CO., LTD.</p>	<p>iGS630 GPS Bike Computer User Manual</p> <p>Comprehensive user manual for the iGS630 GPS Bike Computer, detailing setup, features, riding modes, data analysis, and app integration. Learn how to maximize your cycling experience with this device.</p>
<p>USER MANUAL iGS630 GPS BIKE COMPUTER www.igpsport.com</p>  <p>WUHAN QIBO TECHNOLOGY CO., LTD.</p>	<p>iGS630 GPS Bike Computer User Manual</p> <p>Comprehensive user manual for the iGS630 GPS Bike Computer, covering setup, features, riding modes, data analysis, and app integration. Learn how to maximize your cycling experience with this device.</p>



[iGPSPORT BSC200S Smart GPS Bike Computer User Manual](#)

Comprehensive user manual for the iGPSPORT BSC200S Smart GPS Bike Computer, covering setup, features, riding modes, navigation, training, and settings.