

Moman WF11T

Moman Digital Picture Frame WF11T User Manual

Model: WF11T | Brand: Moman

INTRODUCTION

Welcome to the user manual for your Moman Digital Picture Frame WF11T. This guide provides comprehensive instructions for setting up, operating, and maintaining your new digital photo frame. Designed to bring your cherished memories to life, this 10.1-inch wireless HD photo frame allows you to instantly share photos and videos with family and friends, no matter where they are.

WHAT'S IN THE BOX

What's In The Box


❶ Moman WF11T Digital Picture Frame

❷ Digital Photo Frame Box

❸ Greeting Card

❹ Wall Mounted Accessories

❺ DC Charger



❶



❷



❸



❹

❺

This image displays the contents included in the Moman Digital Picture Frame WF11T package: the digital picture frame itself, a digital photo frame box, a greeting card, wall-mounted accessories, and a DC charger.

- Moman WF11T Digital Picture Frame
- Digital Photo Frame Box
- Greeting Card
- Wall Mounted Accessories
- DC Charger

SETUP GUIDE

1. Initial Power-On

Connect the provided DC charger to the frame's DC input port and plug it into a power outlet. The frame will automatically power on.

2. Wi-Fi Connection

Upon first use, the frame will guide you through the initial setup process. Select your preferred language and connect to your Wi-Fi network. Ensure you have your Wi-Fi password ready.

3. Frameo App Download & Pairing

The Moman Digital Picture Frame uses the 'Frameo' app for seamless photo and video sharing. Download the 'Frameo' app from your device's app store (available for Android and iOS).

Your browser does not support the video tag.

This video demonstrates the process of setting up the Moman Digital Picture Frame, including connecting to Wi-Fi and pairing with the Frameo app for easy photo and video sharing. It highlights the user-friendly interface for adding and managing content.


Once installed, open the app and follow the on-screen instructions to pair it with your frame. You will typically receive a unique code on your frame to enter into the app.

4. Adding Photos and Videos

You can add photos and 15-second videos directly from the Frameo app on your smartphone. Select the desired media, add personalized captions, and send them to your frame. The frame supports 32GB of built-in storage, capable of holding 30-40,000 photos. You can also use a 32GB TF/micro SD card for additional storage and backup.

EASY TO SET UP

SEND PICTURES AND VIDEOS VIA FRAMEO APP



This image illustrates the ease of setting up the Moman Digital Picture Frame using the Frameo app on a smartphone, showing wireless connectivity for sending pictures and videos.

LARGE 32GB STORAGE CAPACITY

HOLD A LARGE NUMBER OF **30-40,000 PHOTOS**,
SUPPORT EXTRA MICRO SD CARD FOR BACKUP AND RESTORE



This image highlights the large 32GB storage capacity of the digital picture frame, capable of holding 30,000-40,000 photos, and its support for an extra Micro SD card for backup and restore.

OPERATING YOUR DIGITAL PICTURE FRAME

Touchscreen Navigation

The Moman WF11T features a responsive 10.1-inch IPS HD touchscreen (1280*800 resolution) for intuitive navigation. Swipe left or right to browse through photos and videos. Tap on a photo to view options like reacting, hiding, or adjusting the photo.

IPS HD SCREEN DISPLAY




10.1 Inch

1280*800

16:10

IPS

IPS HD Touch Screen



Slideshow



Pictures&Videos



32GB Built-in Memory



Auto Rotate



Brightness Adjust



Micro SD



Sleep Mode

This image showcases the 10.1-inch IPS HD screen display of the Moman Digital Picture Frame, highlighting its 1280x800 resolution and key features like IPS HD Touch Screen, Slideshow, Pictures & Videos, 32GB Built-in Memory, Auto Rotate, Brightness Adjust, Micro SD, and Sleep Mode.

Auto-Rotate Feature

The frame automatically adjusts its orientation (horizontal or vertical) based on how it's positioned. This ensures your photos are always displayed correctly, whether on a desktop or wall-mounted.




This image demonstrates the auto-rotate feature of the Moman Digital Picture Frame, showing how it seamlessly switches between portrait

and landscape orientations when the frame is physically rotated.

Sharing with Friends and Family

Invite friends and family to share their moments directly to your frame by providing them with the unique code generated by your Frameo app. This allows for instant sharing of precious memories, bridging distances.



This image illustrates the instant sharing capability of the Moman Digital Picture Frame, showing how users can send photos from their mobile devices to the frame, allowing family and friends to share moments easily.

Managing Photos and Videos

Within the frame's settings, you can manage your stored media. Options include deleting photos, importing from external storage (Micro SD), transferring to/from a computer via USB, and exporting photos to external storage.

Sleep Mode

To conserve energy, you can set a sleep mode schedule. The frame will automatically turn off its display at a set time (e.g., 11:00 PM) and wake up at another (e.g., 7:00 AM).

MAINTENANCE

Cleaning the Screen

To clean the screen, gently wipe it with a soft, dry, lint-free cloth. For stubborn smudges, slightly dampen the cloth with water. Avoid using harsh chemicals or abrasive materials.

Software Updates

Ensure your frame's software is up to date for optimal performance and new features. The frame will typically notify you of available updates. Follow the on-screen prompts to install them.

TROUBLESHOOTING

Frame Not Turning On

- Ensure the DC charger is securely connected to both the frame and a working power outlet.
- Verify the power outlet is functional by plugging in another device.

Cannot Connect to Wi-Fi

- Check if your Wi-Fi network is active and within range.
- Re-enter your Wi-Fi password carefully, ensuring correct capitalization.
- Restart your Wi-Fi router and the digital picture frame.
- The frame only supports 2.4GHz network band. Ensure your router is configured for this band or that you are connecting to a 2.4GHz SSID.

Photos Not Appearing on Frame

- Ensure the Frameo app is successfully paired with your frame (check the 'My Friends' section in the frame's settings).
- Verify that photos/videos were successfully sent from the app (check the app's history).
- Check the frame's storage capacity. If full, delete some old photos or insert a Micro SD card.

Screen Orientation Issues

- Ensure the frame is placed on a stable, flat surface or securely mounted. The auto-rotate feature relies on the frame's physical orientation.

SPECIFICATIONS

Feature	Detail
Model	WF11T
Screen Size	10.1 Inches
Resolution	1280*800 IPS HD Display
Internal Storage	32GB (approx. 30-40,000 photos)
External Storage Support	Up to 32GB Micro SD Card
Connectivity	Wi-Fi (2.4GHz band only)
Compatible App	Frameo (Android & iOS)
Product Dimensions	10.4 x 7.24 x 0.99 inches
Item Weight	1.87 pounds
Manufacturer	Moman
Country of Origin	China

WARRANTY AND SUPPORT

The Moman Digital Picture Frame WF11T comes with a one-year after-sales warranty service. For technical support, troubleshooting assistance, or warranty claims, please contact Moman customer service through their official website or the contact information provided in your product packaging.

For additional resources, you may refer to the official user manual PDF [User Manual \(PDF\)](#)