

## IDAKODU T78

# IDAKODU T78 Wireless Earbuds

## USER MANUAL

Model: T78 | Brand: IDAKODU

### 1. Product Overview

The IDAKODU T78 Wireless Earbuds offer a seamless audio experience with advanced Bluetooth 5.0 technology, ensuring stable connectivity and clear sound. Designed for comfort and durability, these earbuds feature IPX8 waterproofing, touch controls, and a long-lasting battery life, making them ideal for various activities from daily commutes to intense workouts.





Image: IDAKODU T78 Wireless Earbuds in their open charging case, showcasing the sleek white design and compact form factor.

Key features include:

- **Bluetooth 5.0:** For stable, fast, and efficient wireless connection.
- **IPX8 Waterproof:** Protection against water immersion up to 1 meter for 30 minutes.
- **30 Hours Playtime:** Extended listening with the portable charging case.
- **Open Lid Auto Pairing:** Quick and hassle-free connection to your devices.
- **Touch Control:** Intuitive control for music, calls, and voice assistant.

## 2. What's in the Box

Please check the package contents to ensure all items are present:

- Bluetooth Earbuds (Left and Right)
- Charging Case

- USB Type C Data Cable
- User Manual (This document)

### 3. Setup Guide

#### 3.1 Charging the Earbuds and Case

Before first use, it is recommended to fully charge both the earbuds and the charging case.

- **Charging Case:** Connect the provided USB Type-C cable to the charging port on the case and plug the other end into a USB power adapter (not included) or a computer's USB port. The charging case takes approximately 1 hour to fully charge.
- **Earbuds:** Place the earbuds into their respective slots in the charging case. They will automatically begin charging. The earbuds provide up to 5 hours of playtime on a single charge. With the fully charged case, you can get a total of 30 hours of playtime. A quick 15-minute charge can provide 2 hours of use.



### 3.2 Pairing with Your Device

The IDAKODU T78 earbuds feature an automatic open-lid pairing system for a hassle-free connection.

1. Ensure your device's Bluetooth is turned on.
2. Open the lid of the charging case. The earbuds will automatically power on and enter pairing mode.
3. The earbuds will automatically pair with each other. Once paired, the light on the left earbud will flash, indicating it's ready to connect to your phone.
4. On your mobile phone or other Bluetooth-enabled device, go to the Bluetooth settings.
5. Look for "T78" in the list of available devices and select it to connect.
6. Once connected, you will hear a confirmation tone, and the flashing light on the earbud will stop.



Image: A visual guide demonstrating the simple "One Step Pairing" process of the earbuds.







-  **Volume +/-**
-  **Play / Pause**
-  **Auto power on/off**
-  **Previous / Next Track**
-  **Activate Voice Assistant**
-  **Answer / Hang Up phone Call**



Image: A smartphone displaying its Bluetooth settings, showing the "T78" earbuds successfully connected, alongside the open charging case.

The earbuds will automatically reconnect to the last paired device when taken out of the case, provided Bluetooth is enabled on the device.

## 4. Operating Instructions

### 4.1 Touch Controls

The IDAKODU T78 earbuds feature intuitive touch controls on each earbud. The following actions can be performed by tapping or pressing the touch sensitive area:





## WIDELY COMPATIBILITY

Works great with various  
Bluetooth-enabled devices

Image: A comprehensive guide to the touch controls, detailing single-tap and 2-second press functions for music playback, call management, and voice assistant activation.

- **Single Click:**

- Activate/Deactivate Siri (iOS only)
- Answer a call
- Hang up a call
- Play/Pause music

- **2-Second Press:**

- Next On (Power On)
- Next Song (Right Earbud)
- Last Song (Left Earbud)
- Reject Call
- Swap Call (between phone and earbuds)

- **Volume Control:** The product specifications mention "Volume Control" as a control type, but the image details

"Volume +/-" as a separate function. Please refer to the specific touch control diagram for precise volume adjustment methods if not listed above.

- **Activate Voice Assistant:** (e.g., Siri, Google Assistant) - Typically a long press or specific tap sequence. Refer to the diagram for exact method.

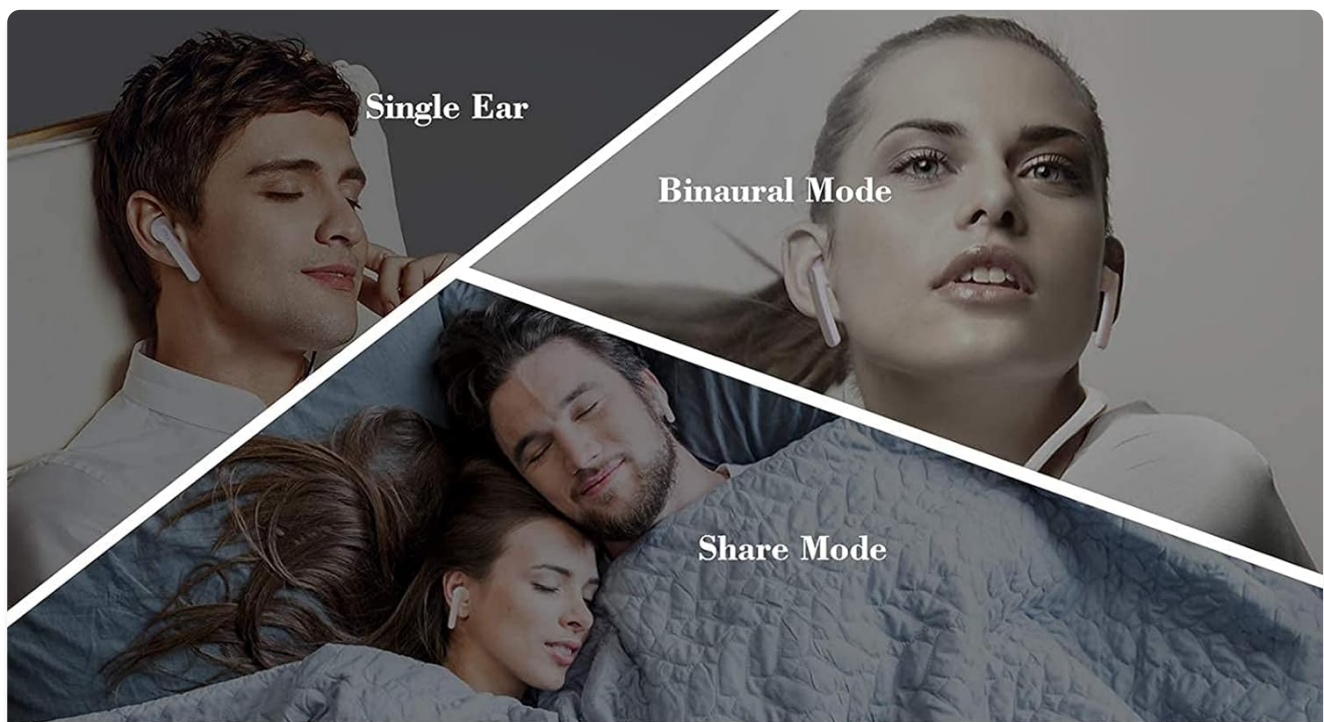


Image: A close-up view of the earbud highlighting the touch control area.

## 4.2 Listening Modes

The IDAKODU T78 earbuds support various listening modes to suit your needs:

- **Single Ear Mode:** Use either the left or right earbud independently for calls or music, allowing you to stay aware of your surroundings.
- **Binaural Mode:** Use both earbuds together for an immersive stereo audio experience.
- **Share Mode:** Share one earbud with a friend or family member while you use the other, perfect for sharing music or podcasts.



## ERGONOMIC DESIGN

All these make it ultra comfortable for wearing, reducing the pressure of the ear, non hurts even for long time use.



iOS & macOS



Android



Windows



Image: Depiction of the different listening modes: Single Ear, Binaural, and Share Mode, emphasizing the ergonomic design for comfortable wear.

### 4.3 Wide Compatibility

The IDAKODU T78 earbuds are designed for wide compatibility with various Bluetooth-enabled devices, including:

- Smartphones (Android, Samsung, Apple iPhone)
- Tablets
- Laptops
- Desktop Computers



# ANYTIME ANYWHERE



◀ Double Click

Motion ▶



◀ Driving

Image: Illustration of the earbuds' broad compatibility with various devices such as phones, tablets, laptops, and desktops.

## 5. Maintenance and Care

### 5.1 IPX8 Waterproof Rating

The IDAKODU T78 earbuds feature an IPX8 waterproof rating, meaning they are protected against continuous immersion in water up to 1 meter for 30 minutes. This makes them suitable for workouts, running in light rain, and other activities where they might be exposed to sweat or splashes.

*Note:* While waterproof, it is not recommended to intentionally submerge the earbuds for extended periods or use them for swimming. The charging case is not waterproof.

### 5.2 Cleaning and Storage

- Regularly clean the earbuds and charging case with a soft, dry, lint-free cloth.
- Do not use abrasive cleaners, alcohol, or chemical solvents.

- Ensure the charging contacts on both the earbuds and the case are clean and dry before charging to prevent corrosion.
- Store the earbuds in their charging case when not in use to protect them and keep them charged.
- Avoid exposing the earbuds to extreme temperatures, humidity, or direct sunlight.

## 6. Troubleshooting

If you encounter any issues with your IDAKODU T78 earbuds, please refer to the following common solutions:

Problem	Possible Solution
Earbuds not pairing with device.	<ul style="list-style-type: none"> <li>• Ensure earbuds are charged.</li> <li>• Make sure Bluetooth is enabled on your device.</li> <li>• Place earbuds back in the case, close the lid, wait a few seconds, then open the lid again to re-initiate pairing mode.</li> <li>• Forget "T78" from your device's Bluetooth list and try pairing again.</li> <li>• Move closer to your device (within 15 meters).</li> </ul>
Only one earbud is working.	<ul style="list-style-type: none"> <li>• Ensure both earbuds are charged.</li> <li>• Place both earbuds back into the charging case, close the lid, and then open it again. This often re-syncs them.</li> <li>• Clean the charging contacts on both earbuds and inside the case.</li> </ul>
No sound or low volume.	<ul style="list-style-type: none"> <li>• Increase the volume on both your device and the earbuds.</li> <li>• Ensure the earbuds are properly connected to your device.</li> <li>• Try playing different audio sources.</li> </ul>
Earbuds not charging.	<ul style="list-style-type: none"> <li>• Ensure the charging case has power.</li> <li>• Check if the USB-C cable is properly connected.</li> <li>• Clean the charging contacts on the earbuds and inside the case.</li> <li>• Try a different USB-C cable or power source.</li> </ul>

If the issue persists, please contact IDAKODU customer support for further assistance.

## 7. Specifications

Feature	Detail
---------	--------

Feature	Detail
Model Name	T78
Brand	IDAKODU
Connectivity Technology	Wireless (Bluetooth)
Bluetooth Version	5.0
Bluetooth Range	Up to 15 meters (50 feet)
Ear Placement	In Ear
Control Method	Touch Control
Water Resistance Level	IPX8 Waterproof
Earbud Battery Life	5 Hours (single charge)
Total Playtime (with case)	30 Hours
Charging Case Charging Time	1 Hour (via USB-C)
Frequency Range	20 Hz to 20,000 Hz
Impedance	80 Ohm
Material	Plastic
Color	White
Item Weight	3.2 ounces
Package Dimensions	3.78 x 3.78 x 1.34 inches

### 8. Warranty and Support

For warranty information and customer support, please refer to the documentation provided with your purchase or contact the retailer where you purchased the IDAKODU T78 Wireless Earbuds. You may also visit the official IDAKODU website for the most up-to-date support resources and contact details.

For general inquiries or technical assistance, please reach out to IDAKODU customer service.

### Related Documents



### [T78 Wireless Earbuds User Manual and Instructions](#)

Comprehensive instructions for the T78 Wireless Earbuds, covering power on/off, pairing, call handling, music playback, and important FCC compliance information.