

## Manuals+

[Q & A](#) | [Deep Search](#) | [Upload](#)

Manuals.plus /

- › [LARSEN & ERIKSEN COPENHAGEN](#) /
- › LARSEN & ERIKSEN Kvadrat Watch User Manual

**LARSEN & ERIKSEN COPENHAGEN Silver | Black | Silver**

# LARSEN & ERIKSEN Kvadrat Watch User Manual

Model: Silver | Black | Silver

## INTRODUCTION

---

Thank you for choosing a LARSEN & ERIKSEN Kvadrat watch. This timepiece embodies a unique blend of Art Deco and Minimalism, featuring a distinct square shape and an integrated strap. Each Kvadrat watch is meticulously hand-assembled with a Swiss Ronda 762 Quartz Movement, ensuring precision and reliability. This manual provides essential information for the setup, operation, maintenance, and care of your watch.



Image: Front view of the LARSEN & ERIKSEN Kvadrat watch, showcasing its distinctive square black dial, silver hands, and silver mesh strap.




Image: Components of the LARSEN & ERIKSEN watch packaging, highlighting the use of sustainably sourced paper and recycled plastic bottles, reflecting the brand's commitment to CO2 neutral production.

## SAFETY INFORMATION

- Avoid exposing the watch to extreme temperatures (above 60°C / 140°F or below 0°C / 32°F) or sudden temperature changes.
- Keep the watch away from strong magnetic fields, as they can affect the accuracy of the quartz movement.
- Do not attempt to open the watch case or replace the battery yourself, as this may void the warranty and damage the watch. Seek professional service.
- The watch is water resistant to 3 ATM (30 meters). This means it is suitable for daily use and can withstand splashes or brief immersion in water. It is not suitable for swimming, showering, or diving.
- Ensure the crown is pushed in completely after setting the time to maintain water resistance.

## SETUP

## Setting the Time

1. Gently pull the crown (the small knob on the side of the watch case) outwards to the time-setting position.
2. Rotate the crown clockwise or counter-clockwise to adjust the hour and minute hands to the correct time.
3. Once the time is set, push the crown back in firmly against the watch case to secure it and ensure water resistance.

## Adjusting the Strap

The LARSEN & ERIKSEN Kvadrat watch features an easy-interchangeable strap mechanism, allowing for quick adjustments or replacements without the need for special tools. The mesh strap can be adjusted by sliding the clasp along the strap to achieve the desired fit.



Image: Rear view of the LARSEN & ERIKSEN Kvadrat watch, detailing the "Kvadrat" engraving, Swiss Ronda 762 Quartz Movement, AR-Coated Sapphire Crystal, 316L Stainless Steel, and the easy-interchangeable strap mechanism.

## OPERATING YOUR WATCH

Your LARSEN & ERIKSEN Kvadrat watch is designed for daily wear. Once the time is set, the Swiss Quartz movement will

maintain accurate timekeeping. No further daily adjustments are typically required unless the time zone changes or the watch stops due to battery depletion.

**WATCH ON FEMALE WRIST**  
*Circumference: 14 cm (5.5 in)*



**KVADRAT**



**32 mm**  
(1.26 in)



**EVOLUTION**



**33 mm**  
(1.3 in)



**37 mm**  
(1.46 in)



**SKALA**



**33 mm**  
(1.3 in)



**37 mm**  
(1.46 in)



**AKTIV**



**41 mm**  
(1.61 in)

Image: A visual guide showing different LARSEN & ERIKSEN watch models, including the Kvadrat, on a female wrist (circumference 14 cm / 5.5 in) to illustrate size and fit.

## **MAINTENANCE**

---

### **Cleaning**

To maintain the appearance of your watch, wipe the case and strap regularly with a soft, dry cloth. For stubborn dirt, a slightly damp cloth can be used, but ensure the watch is dried thoroughly afterwards. Avoid using chemical cleaners, solvents, or abrasive materials.

### **Water Resistance Care (3 ATM)**

While your watch is water resistant to 3 ATM, it is important to avoid prolonged exposure to water. Do not operate the crown or pushers when the watch is wet. If the watch comes into contact with saltwater, rinse it gently with fresh water and dry it immediately.

### **Battery Replacement**

The watch is powered by a Swiss Ronda 762 Quartz Movement. When the battery needs replacement, it is recommended to take your watch to an authorized service center or a qualified watchmaker. This ensures proper handling and maintenance of the watch's water resistance seal.

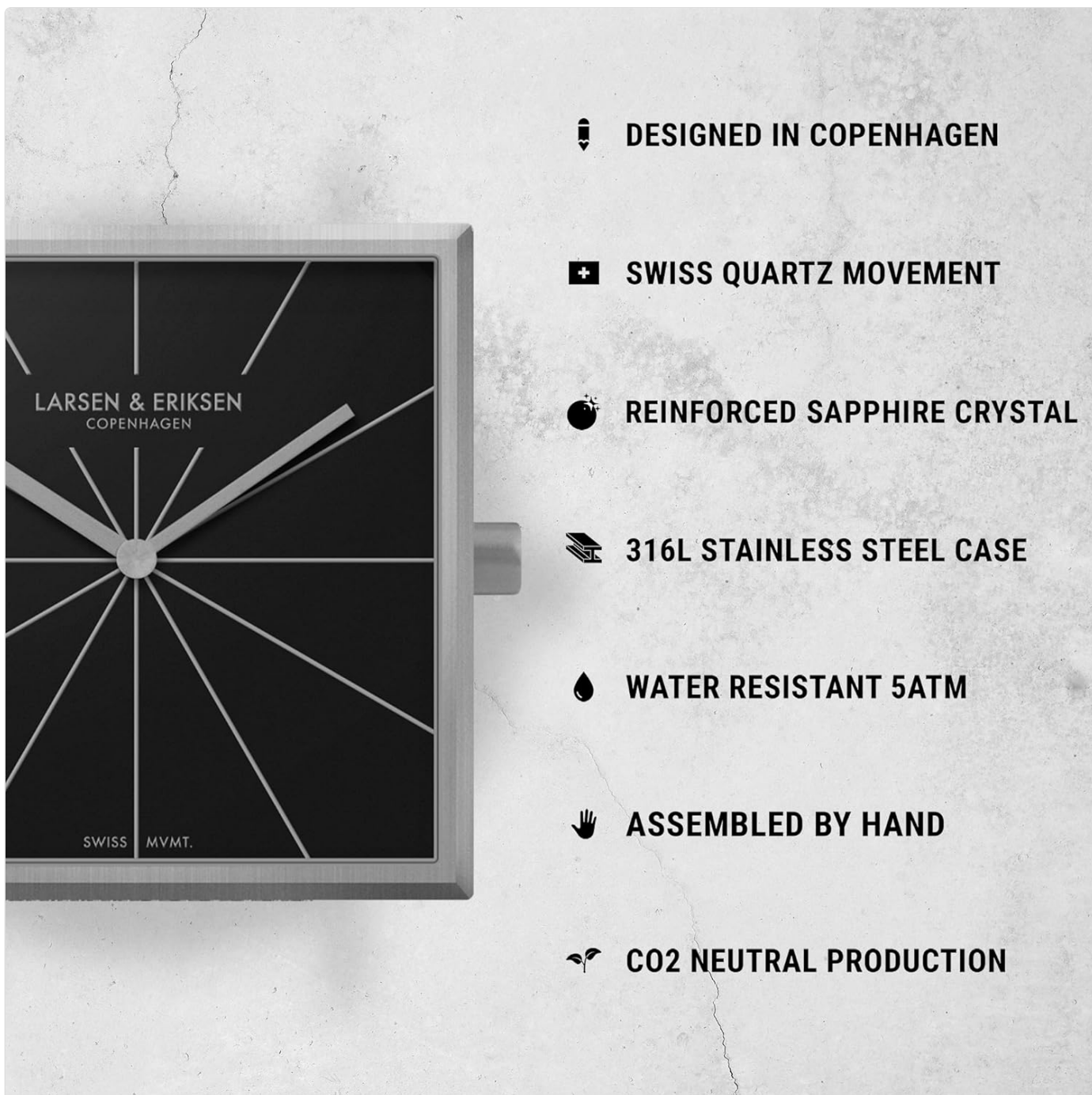


Image: A visual summary of key features including "Designed in Copenhagen," "Swiss Quartz Movement," "Reinforced Sapphire Crystal," "316L Stainless Steel Case," "Water Resistant 5ATM" (Note: Product text states 3 ATM), "Assembled by Hand," and "CO2 Neutral Production."

## TROUBLESHOOTING

Problem	Possible Cause	Solution
Watch is not running.	Depleted battery. Crown not pushed in.	Have the battery replaced by a professional. Ensure crown is fully pushed in.
Time is inaccurate.	Exposure to strong magnetic fields. Low battery.	Move watch away from magnetic sources. If problem persists, replace battery.
Condensation under crystal.	Sudden temperature change. Water ingress.	If condensation persists, seek professional service immediately to prevent damage.

## SPECIFICATIONS

Brand	LARSEN & ERIKSEN COPENHAGEN
Model Name	Kvadrat
Item Model Number	Silver   Black   Silver
Movement Type	Swiss Ronda 762 Quartz Movement
Case Material	316L Stainless Steel
Case Diameter	32 Millimetres
Case Thickness	6.5 Millimetres
Crystal Material	Scratchproof Anti-Reflective Sapphire Crystal Glass
Band Material Type	Stainless Steel (Mesh)
Band Width	18 Millimetres
Water Resistance	3 ATM (30 meters)
Item Weight	155 g
Product Dimensions (LxWxH)	27 x 7.2 x 2.1 Centimeters




Image: Side view of the LARSEN & ERIKSEN Kvadrat watch, illustrating its dimensions: 32 mm case length and 6.5 mm thickness.

## WARRANTY AND SUPPORT

LARSEN & ERIKSEN COPENHAGEN watches are crafted with high standards of quality and precision. For information regarding warranty coverage, terms, and conditions, please refer to the warranty card included with your purchase or visit the official LARSEN & ERIKSEN COPENHAGEN website. For technical support or service inquiries, please contact the manufacturer directly through their official channels.

Manufacturer: LARSEN & ERIKSEN COPENHAGEN

Date First Available: 1 November 2023

ASIN: B0C89P62TT

