

oneisall PWF-001-Pro

oneisall 2L Stainless Steel Cat Water Fountain User Manual

Model: PWF-001-Pro

1. INTRODUCTION

This manual provides instructions for the safe and efficient use of your oneisall 2L Stainless Steel Cat Water Fountain. Please read this manual thoroughly before initial use and retain it for future reference. This fountain is designed to provide a continuous supply of fresh, filtered water for cats and small pets.

2. PACKAGE CONTENTS

Verify that all items are present in the package:

- 1 x Stainless Steel Water Fountain Unit (2L capacity)
- 1 x Water Pump
- 3 x Replacement Filters
- 3 x Filter Sponges
- 1 x Instruction Manual

3. SAFETY INSTRUCTIONS

- For indoor use only.
- Do not allow pets to chew on the power cord.
- Always unplug the fountain before cleaning or performing maintenance.
- Ensure the power adapter and cord are kept dry.
- Do not operate the pump dry; ensure water level is above the minimum mark.
- Keep out of reach of children.

4. SETUP GUIDE

Follow these steps to assemble and prepare your cat water fountain:

1. **Initial Cleaning:** Disassemble all components and wash the stainless steel parts with mild soap and water. Rinse thoroughly.

2. **Filter Preparation:** Rinse the new filter and sponge under running water to remove any loose carbon dust.
3. **Pump Installation:** Place the water pump into the designated area at the bottom of the fountain base. Ensure the power cord is routed correctly.
4. **Filter Placement:** Insert the sponge filter into the pump, then place the activated carbon filter into the filter tray.
5. **Assemble Top Tray:** Place the top water tray onto the main stainless steel reservoir. Secure it using the dual-side snap locks to prevent accidental spills.
6. **Fill with Water:** Fill the fountain with clean water up to the 'MAX' line indicated on the water level window. Do not overfill.
7. **Connect Power:** Plug the power adapter into a wall outlet. The pump will begin circulating water.



Easy to Clean

You can cleaning stainless steel cat fountain within a few minutes.

Image: All components of the fountain are designed for easy disassembly and installation.

Safety Snap Lid

Effectively protect against spills



Image: The dual-side snap locks ensure the top tray is securely fastened, preventing spills.

5. OPERATING INSTRUCTIONS

The onesall cat water fountain provides continuous fresh water for your pet.

- **Water Level Monitoring:** The fountain features a transparent water level window. Regularly check the water level and refill when it approaches the 'MIN' mark to ensure continuous operation and prevent pump damage.
- **Capacity:** The 2-liter capacity can provide water for a single cat for approximately 5-7 days, depending on consumption.
- **Quiet Operation:** The integrated pump operates at less than 30dB, ensuring a quiet environment for your pet and household.



Image: The water level window allows for easy monitoring of the remaining water.



Image: The 2L capacity provides ample water, reducing the frequency of refills.

Quiet, Peace of Mind

For the pickiest pets and owners



Image: The fountain operates quietly, ensuring a comfortable environment for pets.

6. MAINTENANCE

Regular cleaning and filter replacement are crucial for maintaining water quality and fountain longevity.

- **Fountain Cleaning:** Clean the entire fountain unit every 1-2 weeks. All parts are detachable and the stainless steel components are dishwasher safe.
- **Water Pump Cleaning:** Clean the water pump once a week. Disassemble the pump and remove any hair or debris that may have accumulated.
- **Filter Replacement:** Replace the activated carbon filter and sponge every 1-2 weeks, or more frequently if multiple pets use the fountain or if water appears dirty.
- **Water Change:** Change the water in the fountain at least once a week.



304 Stainless Steel

Stainless more sturdy, healthier and longer lifetime.

Image: The fountain's design allows for quick and easy cleaning of all components.



Image: Stainless steel components are dishwasher safe for convenient cleaning.

Pure, Fresh Water

Activated carbon filters
for true purity

Filters hairs
and residue

Removes chlorine
and odor

Improves the
taste

Image: The 3-stage filtration system includes a sponge, activated carbon, and ion-exchange resin for pure water.

7. TROUBLESHOOTING

If you encounter issues with your fountain, refer to the following common solutions:

- **No Water Flow:** Check if the pump is properly installed and connected. Ensure the power adapter is plugged in and receiving power. Verify the water level is above the minimum mark.
- **Weak Water Flow:** The pump or filter may be clogged with debris or hair. Clean the pump and replace the filter if necessary. Ensure the water level is adequate.
- **Excessive Noise:** If the pump is noisy, it often indicates a low water level. Refill the fountain to the 'MAX' line. Also, ensure the pump is clean and free of obstructions.
- **Water Spills:** Ensure the top tray is securely fastened with the snap locks. Check for any cracks or damage to the fountain components.

8. SPECIFICATIONS

Feature	Detail
Model Name	PWF-001-Pro
Capacity	2 Liters
Material	304 Stainless Steel
Product Dimensions (LxWxH)	7.8" x 7.8" x 6.1" (19.8cm x 19.8cm x 15.5cm)
Item Weight	1.52 pounds (0.69 kg)
Included Components	Fountain unit, pump, 3 replacement filters, 3 sponges
Manufacturer	oneisall

Model	PWF-001
Material	304 Stainless Steel
Net. Weight	1.5 pounds
Dimensions	7.44 x 7.24 x 4.92 inches








Image: Key dimensions and specifications of the fountain.

9. WARRANTY AND SUPPORT

Your oneisall 2L Stainless Steel Cat Water Fountain is covered by a **2-Year Manufacturer Warranty**.

For warranty claims, technical support, or any questions regarding your product, please contact oneisall customer service. Refer to the product packaging or the official oneisall website for the most current contact information.

<div><div><div>oneisall</div><div>Stainless Steel Pet Fountain</div></div><div></div><div>User Manual ON-D12EU</div></div>	<p>oneisall Stainless Steel Pet Fountain User Manual</p> <p>User manual for the oneisall Stainless Steel Pet Fountain (Model ON-D12EU). Provides instructions on setup, operation, cleaning, maintenance, product specifications, and troubleshooting.</p>
<div><div><div>Technické údaje Rozměry a váha (mm/kg)</div><div>Technické údaje a specifikace</div><div>1. Účel: Fontána pro pití vody pro domácí zvířata (psové a kočičí). 2. Materiál: Nerezová ocel (304). 3. Kapacita: 2,5 litru. 4. Výška: 210 mm. 5. Šířka: 180 mm. 6. Hmotnost: 1,2 kg. 7. Napájení: Elektrické napájení (AC 220V-240V, 50/60Hz). 8. Výkon: 10W. 9. Délka kabelu: 1,5 m. 10. Barva: Stříbrná. 11. Záruka: 12 měsíců. 12. Provozovna: 15-25°C. 13. Vlhkost: 30-80%. 14. Použití: Vnitřní použití. 15. Údržba: Pravidelné čištění a údržba. 16. Bezpečnost: Vždy používejte podle pokynů. 17. Další informace: Podrobné informace naleznete v uživatelské příručce. 18. Kontakty: Podpora Oneisall, e-mail: support@oneisall.com, telefon: +86 755 1234 5678. 19. Adresa: Oneisall Co., Ltd., Shenzhen, Čína. 20. Web: www.oneisall.com</div></div></div>	<p>Oneisall PWF-001 Filtry Wymienne do Fontanny dla Zwierząt - Instrukcja Obsługi</p> <p>Oficjalna instrukcja obsługi filtrów wymiennych Oneisall PWF-001. Dowiedz się o przeznaczeniu, wskazówkach bezpieczeństwa, specyfikacji filtrów i konserwacji fontanny dla zwierząt Oneisall.</p>
<div><div><div>oneisall</div><div>HM 02 Cat Water Fountain</div></div><div></div><div>User Manual</div></div>	<p>Oneisall HM 02 Cat Water Fountain User Manual</p> <p>User manual for the Oneisall HM 02 Cat Water Fountain, detailing setup, operation, and maintenance. Features include a 2.5L capacity, silent pump, and BPA-free materials.</p>
<div><div><div>oneisall</div><div>PW07 Stainless Steel Dog Water Fountain</div></div><div></div><div>User Manual</div></div>	<p>Oneisall PW07 Stainless Steel Dog Water Fountain User Manual</p> <p>Comprehensive user manual for the Oneisall PW07 Stainless Steel Dog Water Fountain. Includes safety warnings, package contents, specifications, installation guide, cleaning and maintenance instructions, troubleshooting, and warranty information.</p>
<div><div><div>oneisall</div><div>PW04 Wireless Pet Water Fountain</div></div><div></div><div>User Manual</div></div>	<p>Oneisall PW04 Wireless Pet Water Fountain User Manual</p> <p>Detailed user manual for the Oneisall PW04 Wireless Pet Water Fountain, covering safety warnings, package contents, specifications, operating instructions, cleaning, maintenance, troubleshooting, and warranty information.</p>
<div><div><div>oneisall</div><div>Stainless Steel Pet Water Fountain</div><div>Model: PW03</div></div><div></div><div>User Manual</div></div>	<p>Oneisall Stainless Steel Pet Water Fountain PW03 User Manual</p> <p>User manual for the Oneisall Stainless Steel Pet Water Fountain, Model PW03. Includes safety warnings, package contents, specifications, operating instructions, cleaning and maintenance, troubleshooting, and warranty information.</p>