

- › [Best Choice Products](#) /
- › [Best Choice Products 6V Kids Ride On Toy 4-Wheeler Quad ATV Instruction Manual](#)

## Best Choice Products SKY6818

# Best Choice Products 6V Kids Ride On Toy 4-Wheeler Quad ATV Instruction Manual

Model: SKY6818

## INTRODUCTION

This manual provides essential information for the safe assembly, operation, and maintenance of your Best Choice Products 6V Kids Ride On Toy 4-Wheeler Quad ATV. Please read all instructions carefully before use and retain this manual for future reference.



Image: The Best Choice Products 6V Kids Ride On Toy 4-Wheeler Quad ATV, showcasing its design and features.

## SAFETY INFORMATION

**WARNING:** To reduce the risk of injury, adult supervision is required. Never use on roadways, near motor vehicles, on or near steep inclines or steps, swimming pools or other bodies of water; always wear shoes, and never allow more than one rider.

## PRODUCT FEATURES

- **Perfectly Sized:** Designed for children 1.5-3 years old, supporting up to 44 pounds with a maximum speed of 1.8mph.



Image: A visual representation of the ride-on toy's suitable age range (1.5-3 years) and maximum weight capacity (44 lbs), with a height guide for children between 30-40 inches.

- **Rugged, Stylish Design:** Features a robust design to enhance imaginative play.



Image: A child seated on the ride-on ATV, demonstrating its rugged and stylish appearance, designed to inspire adventure.

- **Rechargeable Battery:** Equipped with a long-lasting 6V battery, providing 1-2 hours of run time per charge.



## EXPERTS AT WORK

# We're listening to your feedback

Our experts elevate everything from style to function to fit your family's everyday needs




Image: An illustration highlighting the rechargeable 6V battery, indicating a run time of up to 2 hours per charge.

- **Large, Treaded Wheels:** Features 4-wheel suspension and anti-slip, treaded wheels suitable for various surfaces including grass, dirt, driveways, and sidewalks.

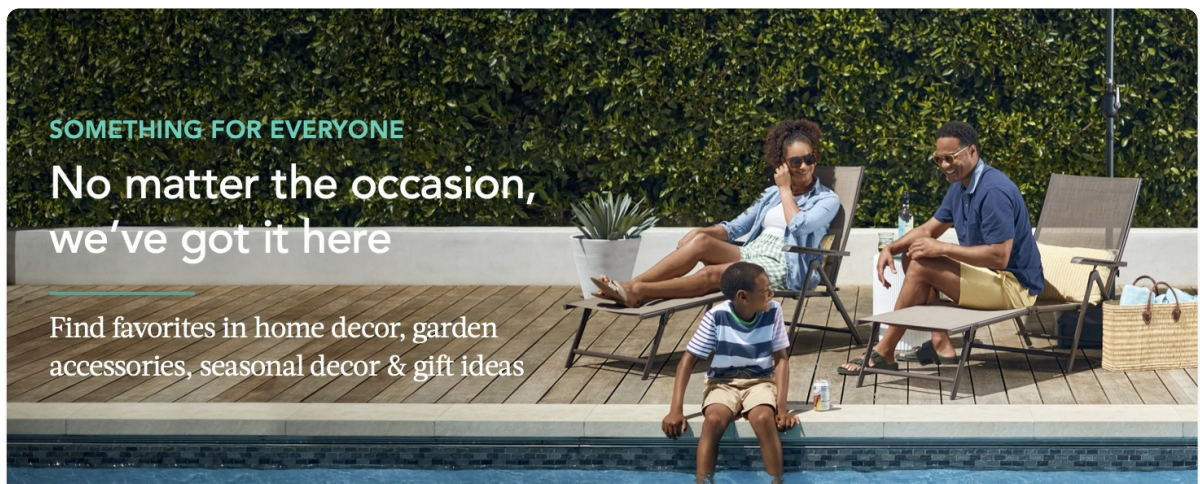


Image: A young child riding the ATV on a dirt path, illustrating the effectiveness of its large, treaded wheels on various terrains.

- **Simple Controls:** An easy, one-button system with comfortable rubber handles allows the child to stop or go with a single push.

## Categories

### Outdoor Living



### Musical Instruments



### Lawn & Garden



### Toys & Games



### Home



### Health & Wellness



### Seasonal



### Arts & Crafts



Image: A close-up view of the ATV's handlebars, highlighting the simple one-button control for movement and the comfortable rubber handles.

## PACKAGE CONTENTS

---

Your package should include:

- Best Choice Products 6V Kids Ride On Toy 4-Wheeler Quad ATV
- Assembly Guide
- 6V Rechargeable Battery
- Charger

## ASSEMBLY INSTRUCTIONS

---

Assembly of the 4-wheeler is designed to be straightforward. Typically, this involves attaching the wheels and connecting the battery. Refer to the included Assembly Guide for detailed, step-by-step instructions. Ensure all connections are secure before first use.

## OPERATING INSTRUCTIONS

---

1. **Power On:** Ensure the battery is charged and properly connected.
2. **Start Movement:** To move forward, press and hold the red push-button accelerator located on the right handlebar.
3. **Stop Movement:** Release the push-button accelerator to bring the vehicle to a stop.
4. **Steering:** Use the handlebars to steer the vehicle left or right.

## BATTERY CHARGING AND MAINTENANCE

---

### Charging the Battery

The 6V battery provides approximately 1-2 hours of run time. To recharge:

1. Locate the battery compartment, typically under the seat. Access may require turning a lock mechanism.
2. Remove the battery and connect it to the included charger.
3. Plug the charger into a standard wall outlet.
4. Allow the battery to charge fully before next use. Refer to the charger's indicator lights for charging status.

### General Maintenance

- Regularly inspect the vehicle for any loose parts or damage.
- Keep the vehicle clean by wiping it with a damp cloth. Avoid using harsh chemicals.
- Store the vehicle in a dry, protected area when not in use.

## SPECIFICATIONS

---

# Product Dimensions



Image: A diagram illustrating the overall dimensions of the ride-on toy: 27 inches in length, 17.5 inches in width, and 17.75 inches in height.

Feature	Detail
Product Dimensions	27" (L) x 17.5" (W) x 17.75" (H)
Item Weight	12 pounds
Weight Capacity	44 pounds
Recommended Age	18 months - 3 years
Battery	6V Rechargeable
Max Speed	1.8 MPH
Model Number	SKY6818

## TROUBLESHOOTING

If the vehicle does not operate as expected, please check the following:




- Ensure the battery is fully charged and properly connected.




- Verify that the push-button accelerator is being pressed correctly.
- Check for any obstructions around the wheels or motor.

If issues persist, consult the full Assembly Guide or contact customer support.

© 2025 Best Choice Products. All rights reserved.

## Related Documents - SKY6818

	<p><a href="#">6V Kids Ride On ATV 4-Wheeler Instruction Manual</a></p> <p>Instruction manual for the Best Choice Products 6V Kids Ride On ATV 4-Wheeler (models SKY6818-SKY6822), covering safety, assembly, operation, charging, and troubleshooting.</p>
	<p><a href="#">Best Choice Products 2-Speed Quad Ride-On Instruction Manual</a></p> <p>Comprehensive instruction manual for the Best Choice Products 2-Speed Quad Ride-On (models SKY5606, SKY5607, SKY5608, SKY5609). Covers safety guidelines, product specifications, assembly steps, charging instructions, operation, troubleshooting, and warranty information.</p>
	<p><a href="#">Best Choice Products 6V Kids Ride-On Truck Instruction Manual</a></p> <p>Comprehensive instruction manual for the Best Choice Products 6V Kids Ride-On Truck, covering assembly, safety, operation, charging, and troubleshooting. Features model numbers SKY6794-SKY6805.</p>

	<p><a href="#">Bentley EXP 12 Ride-On with Remote Control Instruction Manual - SKY4767, SKY4768</a></p> <p>Comprehensive instruction manual for the Bentley EXP 12 Ride-On with Remote Control (model numbers SKY4767, SKY4768) by Best Choice Products. This guide provides essential safety information, detailed specifications, step-by-step assembly instructions, charging procedures, dashboard and remote control functions, troubleshooting tips, care instructions, FCC compliance, and warranty details.</p>
	<p><a href="#">Best Choice Products Kids Electric Guitar Play Set Instruction Manual</a></p> <p>Official instruction manual for the Best Choice Products Kids Electric Guitar Play Set (SKY3017, SKY3018, SKY7142, SKY7143). Learn how to set up, operate, and maintain your toy guitar, amplifier, and microphone.</p>
	<p><a href="#">Best Choice Products Pretend Play Corner Kitchen Wooden Toy Set - SKY6910, 6911, 6912</a></p> <p>Overview of parts and components for the Best Choice Products Pretend Play Corner Kitchen Wooden Toy Set, models SKY6910, SKY6911, and SKY6912. This document outlines the various numbered parts and lettered components that make up the toy kitchen.</p>