

Monroe 5572

Monroe OESpectrum 5572 Suspension Shock Absorber User Manual

Model: 5572 | Brand: Monroe

INTRODUCTION

This manual provides essential information for the installation, operation, and maintenance of your Monroe OESpectrum 5572 Suspension Shock Absorber. Designed to restore a vehicle's original factory drivability and performance, this shock absorber delivers an exceptional level of handling precision and control while effectively filtering out noise, vibration, and harshness. Please read this manual thoroughly before installation and use to ensure proper function and safety.

PRODUCT OVERVIEW AND KEY FEATURES

The Monroe OESpectrum 5572 shock absorber incorporates advanced technology to enhance vehicle suspension performance. Key features include:

- **Consistent Ride:** OE all-weather fluid contains special additives to assist with extreme temperatures and help reduce oil breakdown, ensuring consistent performance across various conditions.
- **Exceptional Handling:** Full displaced valving, specifically tuned for each vehicle application, adjusts to road extremes. A larger bore provides more efficient damping control, contributing to consistency and a smooth ride.
- **Control and Durability:** A PTFE-banded piston ensures consistent sealing between the piston and pressure tube, leading to better control and increased durability of the unit.
- **Reduced Noise, Vibration, and Harshness (NVH):** The Twin Technology Active Control System delivers exceptional control under most driving conditions while effectively isolating impact-related noise, vibration, and harshness.
- **Improved Performance:** A nitrogen gas-charge maintains tire-to-road contact for improved ride and handling by reducing aeration and shock fade, providing a responsive and stable driving experience.





Figure 1: The Monroe OESpectrum 5572 Suspension Shock Absorber. This image displays the complete shock absorber unit, highlighting its robust construction and design.

REDUCED NOISE, VIBRATION AND HARSHNESS

Twin Technology™ Active Control System delivers exceptional control under most driving conditions while isolating impact-related noise, vibration and harshness



Figure 2: Illustration of reduced noise, vibration, and harshness. This image shows two modern vehicles, symbolizing the enhanced ride comfort and quietness achieved with the Twin Technology Active Control System.

EXCEPTIONAL HANDLING

Full displaced valving, tuned specifically to each vehicle, adjusts to road extremes while the larger bore provides more efficient damping control to provide consistency and a smooth ride



Figure 3: Two Monroe OESpectrum shock absorbers. This image highlights the design that contributes to exceptional handling and precise control, showing the units ready for installation.

CONTROL & DURABILITY

Fluon-banded piston provides consistent sealing between piston and pressure tube for better control and increased durability




Figure 4: Cutaway view illustrating control and durability. This image shows the internal PTFE-banded piston, emphasizing its role in consistent sealing and long-term durability.

CONSISTENT RIDE

OE all-weather fluid contains special additives to assist with extreme temperatures and help reduce oil breakdown



Figure 5: Internal view demonstrating consistent ride. This image provides a detailed look at the OE all-weather fluid flow within the shock absorber, illustrating how it maintains performance under varying temperatures.

IMPROVES PERFORMANCE

High pressure nitrogen gas charge maintains tire-to-road contact for improved ride and handling while tight damping response provides vehicle control.



Figure 6: Monroe OESpectrum shock absorber with protective boot. This image shows the complete assembly, including the boot, which contributes to improved performance by protecting internal components.

BUILT TO LAST

Self-lubricating fluid seal retains gas and reduces excessive friction against the piston rod to help reduce premature wear




Figure 7: Close-up of the self-lubricating fluid seal. This image highlights the critical component that retains gas and reduces friction, ensuring the shock absorber is built to last.

INSTALLATION GUIDE

Installation of suspension components should ideally be performed by a certified automotive technician. Improper installation can lead to vehicle instability and safety hazards. Always refer to your vehicle's specific service manual for detailed instructions and torque specifications.

Required Tools and Equipment:

- Vehicle lift or jack stands
- Wheel chocks
- Socket wrench set (metric/SAE as required)
- Torque wrench
- Penetrating oil

- Wire brush
- Safety glasses and gloves

General Installation Steps:

1. **Preparation:** Park the vehicle on a level surface, engage the parking brake, and chock the wheels. Lift the vehicle safely using a lift or jack stands. Remove the wheel corresponding to the shock absorber being replaced.
2. **Access Old Shock:** Locate the existing shock absorber. Depending on the vehicle, this may involve removing other components for access. Clean any rust or debris from mounting bolts using a wire brush and apply penetrating oil.
3. **Remove Old Shock:** Carefully unbolt the upper and lower mounting points of the old shock absorber. Be aware that the suspension may drop or spring up once the shock is removed.
4. **Install New Shock:** Position the new Monroe OESpectrum 5572 shock absorber into place. Align the mounting holes and insert the bolts. Hand-tighten all bolts initially.
5. **Torque Bolts:** Refer to your vehicle's service manual for the correct torque specifications for the upper and lower mounting bolts. Use a torque wrench to tighten all bolts to the specified values. *Do not overtighten.*
6. **Reassembly:** Reinstall any components removed for access. Reattach the wheel and lower the vehicle.
7. **Final Check:** After installation, bounce the vehicle's suspension a few times to settle the components. Check all bolts for proper tightness. It is recommended to have a wheel alignment performed after replacing suspension components.

OPERATING PRINCIPLES

The Monroe OESpectrum 5572 shock absorber is a critical component of your vehicle's suspension system, designed to control unwanted spring motion. When your vehicle encounters bumps or dips, the springs compress and rebound. Without shock absorbers, this motion would continue, leading to an uncomfortable and uncontrolled ride.

The shock absorber works by converting the kinetic energy of suspension movement into thermal energy, which is then dissipated. This is achieved through the movement of a piston within a fluid-filled tube. As the piston moves, fluid is forced through small orifices, creating hydraulic resistance that dampens spring oscillations. The OESpectrum's advanced valving and nitrogen gas charge ensure consistent damping force, maintaining optimal tire-to-road contact for improved stability, handling, and braking performance.

MAINTENANCE AND CARE

Monroe OESpectrum shock absorbers are designed for long-lasting performance with minimal maintenance. However, regular inspection of your vehicle's suspension components is recommended as part of routine vehicle servicing.

Inspection Checklist:

- **Visual Inspection:** Check for any signs of fluid leaks around the shock absorber body. A slight film of oil is normal, but excessive wetness indicates a leak.
- **Damage Check:** Inspect the shock absorber body for dents, bends, or other physical damage. Check the piston rod for pitting or scoring.
- **Mounting Points:** Ensure all mounting bolts are secure and free from corrosion. Check rubber bushings for cracks, deterioration, or excessive wear.
- **Performance Check:** If you notice increased body roll, excessive bouncing after hitting bumps, nose-diving during braking, or uneven tire wear, it may indicate worn shock absorbers.

If any issues are identified during inspection, it is recommended to consult a qualified technician for further assessment and potential replacement.

TROUBLESHOOTING

This section addresses common symptoms that may indicate issues with your vehicle's suspension, potentially related to shock absorber performance.

Symptom	Possible Cause	Recommended Action
Excessive Bouncing/Ride Harshness	Worn or failing shock absorber, incorrect tire pressure.	Inspect shock absorbers for leaks/damage. Check tire pressure. Consult technician.
Increased Body Roll/Poor Cornering	Worn shock absorbers, worn sway bar links/bushings.	Inspect suspension components. Consider shock absorber replacement.
Nose-Diving During Braking	Worn front shock absorbers.	Inspect front shock absorbers. Replace if necessary.
Uneven Tire Wear (cupping/scalloping)	Worn shock absorbers, unbalanced tires, alignment issues.	Inspect shock absorbers. Have tires balanced and alignment checked.
Clunking/Rattling Noises from Suspension	Loose mounting bolts, worn bushings, internal shock damage.	Inspect all mounting points and bushings. If noise persists, professional diagnosis is needed.

For any persistent or severe issues, it is always recommended to seek diagnosis and repair from a qualified automotive professional.

SPECIFICATIONS

Attribute	Detail
Brand	Monroe
Model	OESpectrum
Item Model Number	5572
OEM Part Number	5572
UPC	048598247292
Auto Part Position	Front
Style	Active
Vehicle Service Type	Car
Exterior Finish	Machined
Material	Alloy Steel
Item Weight	2.74 pounds
Product Dimensions	23.1 x 4 x 2.6 inches
Manufacturer	DRiV Incorporated
Date First Available	June 15, 2023

WHAT'S IN THE BOX

Your Monroe OESpectrum 5572 Suspension Shock Absorber package includes:

- Monroe OESpectrum 5572 Suspension Shock Absorber unit(s)
- Parts Pack(s) (may include nuts, bolts, washers, or bushings as required for installation)

Please verify all components are present upon opening the package. If any parts are missing or damaged, contact customer support immediately.

WARRANTY AND SUPPORT

Monroe products are manufactured to high-quality standards and are backed by a manufacturer's warranty. Specific warranty terms and conditions may vary. Please retain your proof of purchase for warranty claims.

For technical assistance, warranty inquiries, or to locate a certified installer, please visit the official Monroe website or contact their customer support line. Contact information can typically be found on the product packaging or the manufacturer's official website.

Monroe Official Website: www.monroe.com

© 2024 Monroe. All rights reserved. Information subject to change without notice.


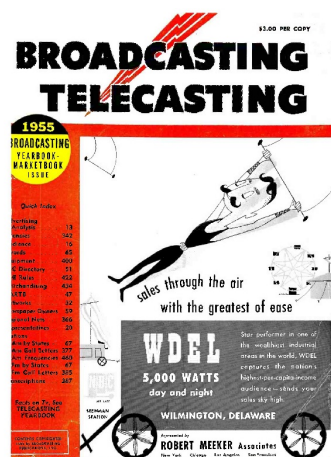
Documents - Monroe – 5572

[pdf] Guide

Active Participating Pharmacies As of 04 01 2016 Molina Healthcare 2690153 OH Medicaid Non Par Guide to Pharmacy Providers indd 1 4 14 16 9 44233 330 225 8458 CVS PHARMACY 2060264 473 HIGH ST oh non par rx guide molinahealthcare members en US Duals ||| Pharmacy Name CVS PHARMACY KROGER PHARMACY RITE AID PHARMACY BLAKE PHARMACY - 2137520 BLAKE PHARMACY ... 513-282-7021 513-228-0803 513-228-0803 513-398-9904 937-748-3100 513-754-1363 513-228-0803 937-743-5572 513-683-4384 513-932-2052 513-398-4815 513-271-2151 513-743-5912 513-494-2539 513-229-5955 513-... lang:en score:18 filesize: 2.43 M page_count: 54 document date: 2016-04-22

[pdf] Guide

caren brister Mississippi Department of Information Technology ServicesSTATE GOVERNMENT TELEPHONE DIRECTORY user guide filetype after 2023 01 26 Google Search STATE Services state agency listing request 4pro cdn 5add73 ||| STATE AGENCY LISTING Accountancy, Public Board of 5 Old River Place, Suite 104 Jackson, MS 39202... son, MS 39202..... 601-961-5555 Accounting Director 601-961-5572 Accounts Payable 601-961-5020 Accounts Receivable 601-961-5326 Payrol... lang:en score:15 filesize: 1.24 M page_count: 25 document date: 2018-01-11

[illegible]

[\[pdf\]](#)

AUTHORISED SERVICE AGENTS Gerni NSW Address Contact No Redline Industrial 2 11 Powdrill Rd
Prestons 2170 02 9602 3666 The Tool Store 25 Monro Ave Kirrawee 2232 Service Agents Ed1 29 10 20
gerni au 2020

AUTHORISED SERVICE AGENTS Page 1 ACT RapidClean DRB NSW Redline
Industrial The Tool Store United To ... 72 142 03 9870 7133 03 9764 2911 03 9776
9330 03 5280 8035 03 5277 2842 0411 508 608 03 **5572** 2766 03 **5572** 1822 03 5336
3600 03 5422 0000 03 5442 5655 03 5762 4600 1300 232 456 0...

lang:en score:14 filesize: 48.13 K page_count: 2 document date: 2020-10-29

[\[pdf\]](#) Guide

BROAJCASTI NG Oct 13 2023 — Palo Alto KSCO Santa Cruz KISS Bishop KRUH quick analysis Write
telephone or mail coupon guide to the determination of good broad cast advertising 1955 BC YB
worldradiohistory Archive |||

3.00 PER COPY BROADCASTING TELECASTING BROADCASTING YEARBOOK
MARKETBOOK ISSUE Quick Index Ivert ... 221 12,667 1,937 18,024 7,617 11,776
7,219 8,505 52,537 16,234 37,369 14,053 6,044 5557 9,540 9,072 **5572** 8,211 5,141
32,256 33,757 11,787 10,673 114,375 14,458 10,720 18,380 3.122 10,356 8,229
14,511 ...

lang:en score:13 filesize: 23.94 M page_count: 482 document date: 2013-08-09

[\[pdf\]](#) User Manual

Register and manual State of Connecticut archive org details registre80conn Secretary the |||
Digitized by the Internet Archive in 2012 with funding from LYRASIS Members and
Sloan Foundation ht Stat. Salary, 36,676-- 45,021. Address: Rooms 414, 416,
State Capitol, Hartford. Tel., 566-2119, **5572**. Leo V. Donohue, Avon, July 1, 1981.
Henry J. Becker, Jr., Avon, July 1, 1983. COMMITTEE TO HE...
lang:en score:13 filesize: 45.27 M page count: 884 document date: 2012-12-11

Showroom and Sales Office Locations KnollStudio				
Region	Sales Representative			
Atlanta	Jane Hunecke jhunecke@knoll.com	O (404) 223-7129	C (404) 316-2409	
Atlanta, Las Vegas, Albuquerque, El Paso	Wade Pomeroy wpomeroy@knoll.com	C (512) 744-9877	C (480) 231-7030	
Boston	Linda Dugan ldugan@knoll.com	O (617) 300-3804	C (617) 347-4247	
Charlotte	John Remann jremann@knoll.com	O (704) 394-7222	C (336) 456-1697	
Chicago, Minneapolis, Wisconsin	Eufaula Cruise Eufaula@knoll.com	O (312) 464-7318	C (378) 530-5572	
Dallas, Residential Sales	Lori Ann Stevens LoriAnn.Stevens@knoll.com	O (940) 743-9851		
Detroit, MI, South	John Hunsell/Hunsell jhunsell@knoll.com		C (313) 438-4731	
Indianapolis	Tracy Webb TWebb@knoll.com	O (317) 713-4038	C (317) 403-4038	
Los Angeles	Markie Smith MarkieS@knoll.com	O (310) 266-5896	C (310) 422-5384	
Mount Pleasant, Central and South Florida (including Miami Dade, Broward & Monroe Counties)	Rowanne Ray RRay@knoll.com		C (407) 225-4473	
Mount Pleasant, FL	Carolee Matthews CaroleeM@knoll.com	O (800) 871-5855	C (760) 376-5352	
Mount Pleasant/Mount Pleasant Carolee Matthews	Carolee Matthews CaroleeM@knoll.com		C (317) 403-4038	
New York	Linda Dugan ldugan@knoll.com	O (212) 343-4455	C (917) 407-4103	
New York, Residential Sales (J&J Showroom)	Jane Hunecke jhunecke@knoll.com	O (212) 343-4455	C (917) 776-6947	
New York	Carolee Webb CWebb@knoll.com	O (212) 343-4455	C (917) 810-1216	
Orange County (San Diego)	Linda Hunecke-Robb Linda.hunecke@knoll.com		C (949) 446-8259	
Philadelphia	Emily Lammert emily.lammert@knoll.com		C (215) 555-7393	
San Francisco	Tanya Bailey Tbailey@knoll.com	O (415) 650-5822		

Showroom and Sales Office Locations KnollStudio				
Region	Sales Representative			
Atlanta	Jane Hunecke jhunecke@knoll.com	O (404) 223-7129	C (404) 316-2409	
Atlanta/Las Vegas	Wade Pomeroy wpomeroy@knoll.com	C (512) 744-9877		
Boston	Linda Dugan ldugan@knoll.com	O (617) 300-3804	C (617) 347-4247	
Charlotte	John Remann jremann@knoll.com	O (704) 394-7222	C (336) 456-1697	
Chicago, Minneapolis, Wisconsin	Eufaula Cruise Eufaula@knoll.com	O (312) 464-7318	C (378) 530-5572	
Dallas, Dallas, Residential Sales	Lori Ann Stevens LoriAnn.Stevens@knoll.com	O (940) 743-9851		
Detroit, MI, South	John Hunsell/Hunsell jhunsell@knoll.com		C (313) 438-4731	
Houston	Tracy Webb TWebb@knoll.com	O (713) 862-4455	C (713) 557-0769	
Indianapolis	Tracy Webb TWebb@knoll.com	O (317) 713-4038	C (317) 403-4038	
Los Angeles	Markie Smith MarkieS@knoll.com	O (310) 266-5896	C (310) 422-5384	
Los Angeles	Markie Smith MarkieS@knoll.com	O (310) 266-5896	C (310) 422-5384	
Mount Pleasant, Central and South Florida (including Miami Dade, Broward & Monroe Counties)	Rowanne Ray RRay@knoll.com		C (407) 225-4473	
Mount Pleasant, FL	Carolee Matthews CaroleeM@knoll.com	O (800) 871-5855	C (760) 376-5352	
Mount Pleasant/Mount Pleasant Carolee Matthews	Carolee Matthews CaroleeM@knoll.com		C (317) 403-4038	
New York	Linda Dugan ldugan@knoll.com	O (212) 343-4455	C (917) 407-4103	
New York, Residential Sales (J&J Showroom)	Jane Hunecke jhunecke@knoll.com	O (212) 343-4455	C (917) 776-6947	
New York	Carolee Webb CWebb@knoll.com	O (212) 343-4455	C (917) 810-1216	
New York	Carolee Webb CWebb@knoll.com	O (212) 343-4455	C (949) 446-8259	
Orange County (San Diego)	Linda Hunecke-Robb Linda.hunecke@knoll.com		C (949) 446-8259	

[pdf]

Amy Tanzillo KnollStudio Locations 20210513 knoll nkdc ks

Showroom and Sales Office Locations KnollStudio Region Sales Representative

Atlanta Jane Hunecke ... 3 O 415 609-5692 C 404 316-2409 C 480 231-7030 C 617 347-9247 C 615 748-0915 C 773 530-**5572** C 817 609-5731 C 317 403-9538 C 310 422-3394 C 407 225-4470 C 786 376-3052 C 917 90...

lang:it **score:11** filesize: 103.05 K page_count: 2 document date: 2021-05-13


[pdf]

Amy Tanzillo KnollStudio Locations 20201203 knoll nkdc ks

Showroom and Sales Office Locations KnollStudio Region Sales Representative

Atlanta Jane Hunecke ... 0 O 212 343-4065 O 212 343-4103 C 404 316-2409 C 617 347-9247 C 336 456-1697 C 773 530-**5572** C 817 609-5731 C 713 557-0789 C 317 403-9538 C 310 365-3420 C 310 422-3394 C 407 22...

lang:en **score:11** filesize: 104.47 K page_count: 2 document date: 2020-12-03

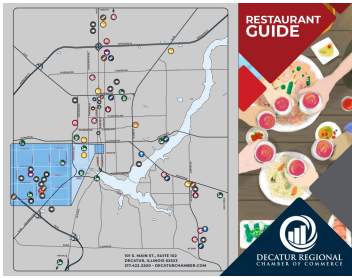


[pdf] User Manual Specifications Warranty

Tiffin and Happy Daze RV Sponsor Gold Country Ral low speed maneuvering in manual mode Optional design features include glazes \$2 800 MSRP for the stains In this coach glazed honey was RIS volume10number4 tiffinmotorhomes s rough

Premium is... Personal. When I needed help I called the Freightliner Custom Chassis 24/7 Direct se ... w that you might want to schedule if you re planning a pre-Thanksgiving getaway to Eufaula 918-473-**5572** . Lake Texoma From Eufaula, we turned south again on U.S. 69, this time to Lake Texoma, Oklahom...

lang:en **score:10** filesize: 7.85 M page_count: 84 document date: 2013-10-10

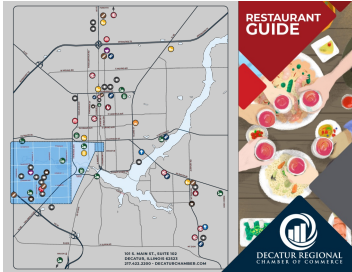


[\[pdf\]](#) Guide

Chamber RestGuide 2021 Proof growthzonesitesprod azureedge net sites 1260 05

N CHURCH ST IL 48 INTERSTATE 72 N MACARTHUR RD US 51 FORSYTH
INTERSTATE 72 IL 48 INTERSTATE 72 ... -330-2008 Golden Fox Brewing 2874 N
Dinneen St. 217-330-9993 The Wharf 201 1st Drive West 217-706-**5572** BEST BBQ
BETS Carrol Lou s Smokehouse 2612 N. MLK Dr. 217-542-7275 Hickory River
Smokehouse 2...

lang:en **score:9** filesize: 1.13 M page_count: 2 document date: 2021-05-10



[\[pdf\]](#) Guide

Chamber RestGuide 2020 Aug growthzonesitesprod azureedge net sites 1260 08

N CHURCH ST IL 48 INTERSTATE 72 N MACARTHUR RD US 51 FORSYTH
INTERSTATE 72 IL 48 INTERSTATE 72 ... 330-2008 Golden Fox Brewing 2874 N
Dinneen St. 217-330-9993 The Wharf 201 1st Drive West 217-706-**5572** BEST BBQ
BETS Carrol Lou s Smokehouse 2612 N. MLK Dr. 217-542-7275 Hickory River
Smokehouse 23...

lang:en **score:9** filesize: 1.1 M page_count: 2 document date: 2020-08-13