

FOREO UFO 3 go

FOREO UFO 3 go Skincare Device User Manual

Model: UFO 3 go (F1603)


INTRODUCTION

The FOREO UFO 3 go is a compact, travel-friendly smart mask device designed to enhance your skincare routine. It combines thermo-therapy, LED light therapy, and T-Sonic pulsations to deliver a comprehensive facial treatment. This manual provides instructions for setup, operation, maintenance, and troubleshooting to ensure optimal use of your device.

WHAT'S IN THE BOX

WHAT'S IN THE BOX?

UFO 3 go Pistachio



USB Charging Cable



General Manual

Image: The FOREO UFO 3 go device in pistachio color, a USB charging cable, and a general manual are shown inside the product packaging.

Your FOREO UFO 3 go package includes the following items:

- FOREO UFO 3 go Device
- USB Charging Cable
- Quick Start Guide / General Manual

DEVICE SETUP AND ACTIVATION

Before using your FOREO UFO 3 go device for the first time, it must be unlocked and registered via the FOREO For You mobile application. Follow these steps:

1. Download the **FOREO For You** app on your mobile phone.
2. Log in to your existing account or sign up for a new one.
3. Add your device by selecting the option at the top of your screen.
4. Choose the device series (UFO).
5. Press and hold the Power button on your device to connect it to the mobile app via Bluetooth.
6. Fill in the required purchase information within the app.

Your device is now ready for use.

KEY FEATURES

The FOREO UFO 3 go integrates several technologies to optimize your mask treatments:

1. Thermo-Therapy

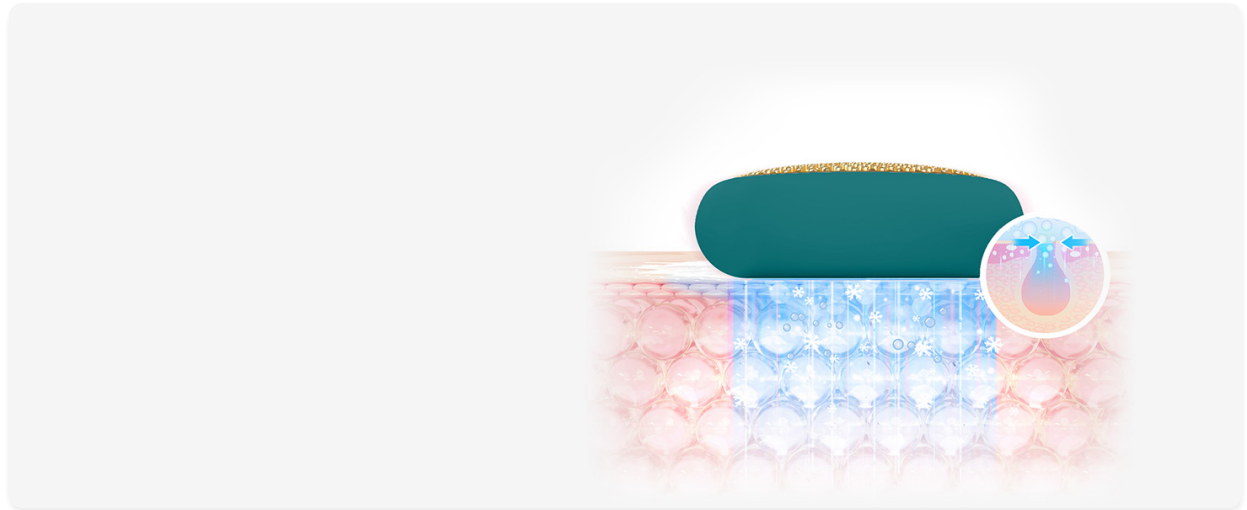


Image: A cross-section diagram illustrating how thermo-therapy gently warms the skin, helping to open pores and enhance the absorption of mask ingredients.

The warming function helps to prepare the skin by gently opening pores, allowing the active ingredients from your mask to penetrate more deeply and effectively.

2. T-Sonic Massage




Image: A cross-section diagram illustrating the gentle T-Sonic pulsations stimulating the skin, promoting circulation and a relaxing facial massage.

T-Sonic pulsations provide a gentle facial massage, which helps to relax facial muscle tension points and improve microcirculation, contributing to a more radiant complexion.

3. Full-Spectrum LED Light Therapy




Image: A chart detailing the benefits of various LED light colors, including Red for anti-aging, Blue for improving skin texture, Green for evening skin tone, White for tightening, Purple for reducing fine lines, Orange for revitalizing, Yellow for reducing redness, and Cyan for calming.

The device features various LED light wavelengths, each targeting specific skin concerns:

- **Red LED:** Helps diminish the appearance of aging signs.
- **Blue LED:** Contributes to improved skin texture.
- **Green LED:** Assists in brightening and evening skin tone.
- **White LED:** Aids in tightening and reducing puffiness.
- **Purple LED:** Works to reduce fine lines and boost radiance.
- **Orange LED:** Revitalizes and awakens skin glow.
- **Yellow LED:** Helps reduce redness and soothe the skin.
- **Cyan LED:** Calms and relieves skin stress.

OPERATING INSTRUCTIONS

The FOREO UFO 3 go is designed to be used with FOREO activated masks. Each mask has a pre-programmed treatment routine accessible via the FOREO For You app.

DEEP FACIAL HYDRATION ON-THE-GO



Image: A woman is shown gently gliding the FOREO UFO 3 go device across her cheek, demonstrating typical usage during a skincare routine.

1. Secure a FOREO activated mask onto your UFO 3 go device.
2. Open the FOREO For You app and select the corresponding mask treatment.
3. Follow the app's instructions to begin the treatment. The device will automatically adjust its temperature, pulsations, and LED light settings according to the chosen mask.
4. Gently glide the UFO 3 go across your clean, dry face and neck in circular motions until the treatment concludes.
5. Once the treatment is complete, remove and discard the mask. Rinse the device under running water.
6. Pat your face dry and gently massage any remaining essence into your skin.

MAINTENANCE AND CARE

To ensure the longevity and optimal performance of your FOREO UFO 3 go, follow these cleaning and storage guidelines:

- **Cleaning:** After each use, remove the mask and rinse the device under warm running water. Use a mild, non-abrasive soap if necessary.
- **Drying:** Gently pat the device dry with a lint-free cloth.

- **Storage:** Store your UFO 3 go in a clean, dry place away from direct sunlight and extreme temperatures.
- **Avoid:** Do not use cleaning products containing alcohol, petrol, or acetone, as these may damage the silicone material.

TROUBLESHOOTING

If you encounter issues with your FOREO UFO 3 go, refer to the following common solutions:

Device Not Activating or Responding

- **Battery:** If the device does not activate when pressing the center button, the battery may be empty. Recharge using the USB charging cable for up to 2 hours until fully charged. Then, restart the device by holding down the power button.
- **Microprocessor:** If the device cannot be switched off or interface buttons do not respond, the microprocessor might be temporarily malfunctioning. Press and hold the power button to restart the device.

Device Not Syncing to FOREO App

- **Charge & Bluetooth:** Ensure your device is fully charged and that your phone's Bluetooth is turned on.
- **Reconnect:** Switch your phone's Bluetooth off and then on again to attempt reconnection.
- **App Restart:** Close the FOREO app completely and then reopen it to restart the connection process.
- **Reinstall App:** Delete and reinstall the application. This may resolve issues related to outdated app versions. After reinstalling, restart your phone.
- **Clear Cache:** Delete your phone's cookies and cache memory.
- **OS Update:** Ensure your mobile phone's operating system has been updated to the latest version.

SPECIFICATIONS

Feature	Detail
Model Number	F1603
Dimensions	1.46 x 3.78 x 3.39 inches
Weight	4.94 ounces
Battery	1 Lithium Ion battery (included)
Manufacturer	FOREO
Item Form	Device
Skin Type	All
Material Feature	Natural

WARRANTY AND SUPPORT

For detailed warranty information, product registration, and customer support, please visit the official FOREO






support page.


Online Support: www.foreo.com/support

It is recommended to register your device on the FOREO website to activate your warranty and receive important product updates.

© 2025 FOREO. All rights reserved.

Related Documents - UFO 3 go


	<p>FOREO LUNA 3 User Manual: Smart Facial Cleansing and Firming Massage</p> <p>Comprehensive user manual for the FOREO LUNA 3, detailing its smart facial cleansing, T-Sonic pulsations, firming massage modes, app connectivity, and usage instructions for smoother, younger-looking skin.</p>
	<p>FOREO BEAR™ mini: Smart Microcurrent Facial Toning Device User Manual</p> <p>User manual for the FOREO BEAR™ mini, a smart microcurrent facial toning and massage device. Learn about its features, usage, safety, and benefits for firmer, younger-looking skin.</p>
	<p>FOREO UFO™ mini 2 User Manual: Smart Skincare Mask Device</p> <p>The official user manual for the FOREO UFO™ mini 2, a smart facial mask device. Learn about its features like T-Sonic™ pulsations and Thermo-Function, how to use it with various FOREO masks, the FOREO For You app, cleaning, safety guidelines, troubleshooting, and warranty information.</p>
	<p>FOREO BEAR Smart Microcurrent Facial Toning and Massage User Manual</p> <p>Comprehensive user manual for the FOREO BEAR smart microcurrent facial toning and massage device, covering setup, usage, safety warnings, troubleshooting, and warranty information.</p>
	<p>FOREO LUNA 3 plus User Manual: Advanced Facial Cleansing and Firming</p> <p>Comprehensive user manual for the FOREO LUNA 3 plus, detailing its advanced thermo-facial cleansing and firming massage features with microcurrent technology. Includes setup, usage instructions, app integration, safety guidelines, troubleshooting, and warranty information.</p>




[FOREO LUNA 2 Professional User Manual: High-Performance Deep Cleansing & Firming Facial Massage](#)

Discover the FOREO LUNA 2 Professional with this comprehensive user manual. Learn about its advanced T-Sonic™ technology for deep cleansing and firming facial massage, step-by-step usage, cleaning, charging, troubleshooting, and warranty information.


Documents - FOREO – UFO 3 go



[\[pdf\]](#) User Manual
UFO™ 3 go FOREO UFO go manual chinese 0assets foreo files static manuals 2023 05 UFO
VersionId 2bNiEYK2clurFLhXk0KjJwnD3J4S9jVS |||
UF ... UFO 3 go UFO 3 go ...
lang:tl **score:37** filesize: 1.52 M page_count: 9 document date: 2023-04-27



[\[pdf\]](#) User Manual
UFO™ 3 mini FOREO UFO mini manual chinese 1assets foreo files static manuals 2023 05 UFO 1
VersionId Os1xHLYUSL6ztQHvB93oybCfd16aPPIY |||
UFO 3 mini ...
lang:i-klngon **score:35** filesize: 1.48 M page_count: 9 document date: 2023-04-27



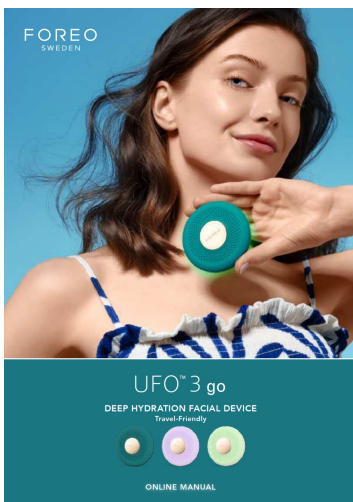
[pdf] User Manual

UFO 3 go

manual chinese VersionId


QuSsNnNqMgIHNTszJNRYkjrgTN2aBFwq assets foreo files static manuals 2023 05 |||

UFOTM 3 go UFOTM 3 go UFO 3 go 11000T-Sonic™ 8 UFOTM 3 go / T-SONICTM 1.520 100 8LED UFOTM USB APP 2 FOREO app 1. FOREO app 2. 3. 4. 5. app 6. UFOTM 1. UFOTM 3 go 2. UFOTM 3. FOREO logo 4. APP 5. 1. UFO...
lang:sw score:30 filesize: 1.52 M page_count: 9 document date: 2023-04-27



[pdf] User Manual Instructions

DEEP HYDRATION FACIAL DEVICE Turns device on off puts in Bluetooth pairing mode allows you to switch between different treatments ATTACHMENT RING Secures UFO™ Activated Mask UFO 3 go manual VersionId LhO1VNODk8x3b3hobN2Uha0a 4kpb1lK assets foreo files static manuals 2023 07 |||
DEEP HYDRATION FACIAL DEVICE Travel-Friendly ONLINE MANUAL FULL USER MANUAL GET TING STARTED Congratulations on taking the first step toward out-of-this-world skincare by acquiring UFOTM 3 go. Before you begin to enjoy all the benefits of sophisticated spa technology in the comfort of your home, p...
lang:en score:30 filesize: 2.55 M page_count: 10 document date: 2023-07-12



FOREO

CE

EU Declaration of Conformity

Doc No.: DOC_FOREO_20230516

We, FOREO AB, of Karlavägen 41, 11431 Stockholm, Sweden hereby declare that the EU-DoC is issued under sole responsibility and belongs to the following product:

Product Name: Personal handheld facial massager
Model No.: UFO 3, UFO 3 LED, UFO 3 go, UFO 3 mini
Brand: FOREO

Consists of 1 item.

Complies with the provisions of the following European Directives and are eligible to bear the CE mark.

Low Voltage Directive	2014/35/EU
Radio Equipment Directive	2014/53/EU
EMC Directive	2014/53/EU
RoHS Directive	2011/65/EU

Assessment of performance of the described product with the provisions of the stated EC Directive is given through compliance to the following standards.

Electrical Safety (LVD)	EN IEC 60335-2-33:2021 EN 60335-1:2012 + A1:2014 + A1:2017 + A2:2019 + A1:2021 A14:2019 + A2:2019
Radio Equipment (RF)	EN 62233:2008
Electromagnetic Compatibility (EMC)	EN 50528 V2.2.2 EN 301 489-1 V2.2.2 EN 301 489-17 V2.2.4 EN IEC 61000-3-2:2019 + A1:2021 EN 61000-3-3:2013 + A1:2019 + A2:2021
Restriction of Hazardous Substances (RoHS)	EN IEC 55014-1:2021 EN IEC 55014-2:2021 EN IEC 61000:2018

Signature:
Name: Anita Rieffs
Position: Global Operations Manager
Date: 16-May-2023

FOREO

certified by TÜV Rheinland

Page 1

[pdf] Declaration of Conformity

Microsoft Word UFO 3 series Cert EU DoC Foreo AB abjelis Certificato di conformitàForeo Ufo Led

Dispositivo per Maschera Viso Idratante 4 in 1 Terapia a Luce Rossa e Nir Ad Azione Profonda LED

Spettro Completo Termoterapia Massaggio T Sonic Skin Care Kit con App Amazon it

Bellezza81qDg0Ri6pLm media amazon images I 81qDg0Ri6pL ref dp product quick view |||

EU Declaration of Conformity DoC No.: DOC_FOREO_20230516 We, FOREO AB, of

Karlavägen 41, 11431 Stockholm, Sweden hereby declare that the EU-DoC is issued

under sole responsibility and belongs to the following product: Product Name:

Personal handheld facial massager Model No.: UFO 3, UFO 3 LED, U...

lang:en score:19 filesize: 487.03 K page_count: 1 document date: 2023-07-11