

**Chefman RJ11-10-GMRL**

# Chefman 1L Electric Tea Kettle

Model: RJ11-10-GMRL

## INTRODUCTION

---

The Chefman Fast-Boil 1-Liter Electric Kettle is designed for rapid water heating for various hot beverages and meals. Its compact design and user-friendly features make it an essential kitchen appliance for everyday use.



The Chefman 1L Electric Tea Kettle, a compact and efficient appliance for rapid water boiling.

## INCLUDED COMPONENTS

---

- Kettle
- Removable Lid
- Base
- User Guide

## SETUP

---

1. **Unpacking:** Carefully remove all packaging materials from the kettle and its base.
2. **First Use Cleaning:** Before first use, fill the kettle with water to the MAX fill line. Boil the water, then discard it. Repeat this process 2-3 times to ensure the kettle is clean.
3. **Placement:** Place the power base on a dry, flat, heat-resistant surface. Ensure the cord is not dangling where it can be pulled or tripped over.



## 1L capacity to pour more than 4 full cups of tea.


The Chefman Electric Kettle placed on a kitchen counter, ready for initial setup.

### OPERATING INSTRUCTIONS

---

1. **Filling the Kettle:** Lift the kettle from its base. Open the removable lid and fill the kettle with the desired amount of water. Do not fill below the MIN (0.5L) line or above the MAX (1.0L) line.





## Boil water for a perfect cup of tea in as little as 3 minutes.

Close-up view of the Chefman Electric Kettle's water level markings, indicating minimum (0.5L) and maximum (1.0L) fill lines.

2. **Placing on Base:** Securely close the lid. Place the kettle back onto its 360-degree swivel power base.



## 360° swivel base and no-drip spout make pouring easy.

The Chefman Electric Kettle positioned on its 360-degree swivel base, highlighting its cordless design.

3. **Starting Boil:** Plug the power base into a standard electrical outlet. Press the ON/OFF switch located on the handle downwards. The blue LED indicator lights will illuminate, signaling that the water is heating.





**Blue LED lights illuminate to show that the water is heating.**

The Chefman Electric Kettle with its blue LED lights illuminated, indicating that the water is actively heating.

4. **Automatic Shut-off:** The kettle will automatically shut off once the water reaches boiling temperature or if the kettle runs low on water, providing boil-dry protection. The LED lights will turn off.



## Automatically shuts off when boiling or if the kettle runs low on water.

The Chefman Electric Kettle with steam rising, demonstrating the automatic shut-off feature once water reaches boiling point.

5. **Pouring:** Carefully lift the kettle from the base and pour the hot water. The specially designed drip-free spout ensures mess-free pouring.



Hot water being poured from the Chefman Electric Kettle into a cup, showcasing its drip-free spout.

## MAINTENANCE AND CLEANING

---

### Daily Cleaning

Always unplug the kettle and allow it to cool completely before cleaning.

**Exterior:** Wipe the exterior with a soft, damp cloth. Do not use abrasive cleaners or scouring pads.

**Interior:** The removable lid allows for easy access to the interior for cleaning. Hand wash the interior with mild soap and water.





## Fully removable lid for cleaning or filling directly from the sink.

The Chefman Electric Kettle with its lid removed, illustrating the ease of access for cleaning and refilling.

### Descaling

Mineral deposits (limescale) can build up inside the kettle over time, affecting performance. To descale, fill the kettle with a mixture of 1 part white vinegar to 2 parts water. Let it soak for 20-30 minutes, then boil the mixture. Discard the mixture and rinse thoroughly several times with fresh water. For heavy buildup, repeat the process or use a commercial descaling solution.

### TROUBLESHOOTING

Problem	Solution
Kettle does not turn on	Ensure the power base is plugged in and the kettle is properly seated on the base. Check the ON/OFF switch.
Water not boiling	Check if the kettle is filled above the MIN line. Ensure the ON/OFF switch is fully engaged.

Problem	Solution
Kettle shuts off too soon	This may indicate limescale buildup. Perform descaling as per the Maintenance section.
Water tastes unusual	Perform the first-use cleaning steps again. Ensure no cleaning agents remain in the kettle.


## SPECIFICATIONS

Feature	Detail
Brand	Chefman
Model Name	1.0l Cordless Glass Electric Kettle
Item Model Number	RJ11-10-GMRL
Capacity	1 Liter
Power	1500W / 120V
Material	Heat-resistant borosilicate glass, stainless steel
Special Features	Indicator Light, Drip-Less Spout, Heat Resistant Handle, Cordless, Automatic Shut-Off
Dimensions (L x W x H)	7.68"L x 5.67"W x 7.8"H
Item Weight	1.7 Pounds
UPC	810087844677

## WARRANTY AND SUPPORT

This Chefman Electric Kettle comes with a 1-year assurance from Chefman. For detailed warranty information or support, please refer to the official Chefman website or contact their customer service.


For additional resources, you may refer to the official User Guide PDF:[User Guide \(PDF\)](#)



### [Chefman Fast-Boil 1L Infuser Kettle User Guide](#)

User guide for the Chefman Fast-Boil 1L Infuser Kettle, covering safety instructions, features, operating instructions, cleaning and maintenance, terms and conditions, and warranty registration.

lang:en **score:44** filesize: 686.35 K page\_count: 20 document date: 2025-02-27




### [\[pdf\] User Manual Instructions Guide Warranty](#)

RJ11 10 GMRL EU UG FINAL LIVE 022324 indd Document Library Electric Kettles Chefman v 1715724129 cdn shopify s files 1 0576 5755 7158 |||

FAST-BOIL™ 1L ELECTRIC KETTLE USER GUIDE Safety instructions Features Operating instructions Cleaning and maintenance Notes MAX 1.0L Terms and conditions 0.75L 0.5L Warranty registration MIN **RJ11-10-GMRL-EU** \*Boils faster than on the hob. READ ALL INSTRUCTIONS BEFORE USE For yo...

lang:en **score:39** filesize: 1.09 M page\_count: 100 document date: 2024-02-23



### [\[pdf\] Instructions Guide Warranty](#)

RJ11 10 GMRL UK UG FINAL LIVE 010524 indd Document Library Electric Kettles Chefman v 1715724129 cdn shopify s files 1 0576 5755 7158 |||

FAST-BOIL™ 1L ELECTRIC KETTLE USER GUIDE Safety instructions Features Operating instructions Cleaning and maintenance Notes MAX 1.0L 0.75L Terms and conditions 0.5L Warranty registration MIN **RJ11-10-GMRL-UK** \*Boils faster than on the hob. COOKING FORWARD™ Welcome Whether this ...

lang:en **score:38** filesize: 666.18 K page\_count: 20 document date: 2024-01-05




### [\[pdf\] Instructions Guide Warranty](#)

RJ11 10 GMRL CA UG FINAL LIVE 082823 indd US Document Library Electric Kettles Chefman v 1715724129 cdn shopify s files 1 0576 5755 7158 |||

FAST-BOIL 1L ELECTRIC KETTLE USER GUIDE Safety Instructions Features Operating Instructions Cleaning and Maintenance Notes Terms and Conditions Warranty Registration **RJ11-10-GMRL-TI-CA-SERIES** \*Boils faster than traditional heating methods like stovetop and microwave. COOKING FORWARD™ Welco...


lang:en **score:37** filesize: 872.95 K page\_count: 40 document date: 2023-08-28



[pdf] Instructions Frequently Asked Questions Guide Warranty

User Guide Chefman 1L Electric Tea Kettle with LED Lights Automatic Shut Off Removable Lid Boil Dry Protection Hot Water Boiler Kettles for Boiling Home Kitchen 81XfaqlAhfL m media amazon images I ||| FAST-BOIL 1L ELECTRIC KETTLE USER GUIDE Safety Instructions Features Operating Instructions MAX Cleaning and Maintenance 1.0L 0.75L Notes 0.5L Terms and Conditions MIN Warranty Registration **RJ11-10-GMRL** \*Boils faster than traditional heating methods like stovetop and microwave. ...

lang:en score:36 filesize: 291.91 K page\_count: 20 document date: 2023-03-31



[Chefman Fast-Boil 1L Infuser Kettle User Guide](#)

Comprehensive user guide for the Chefman Fast-Boil 1L Infuser Kettle. Learn about safety instructions, features, operating procedures, cleaning, maintenance, and warranty information for your Chefman kettle.

lang:en score:34 filesize: 343.77 K page\_count: 24 document date: 2023-01-23



[pdf] Flyer

D26p12 indd 40% 50% 30% 55% \$30 30 60% 25% flyer f wishabi net flyers 40159761 f8ea02b957dfa7ae

|||

SAVE TUE. DEC. 26 2023-MON. JAN. 1 2024 SHOP ONLINE STARTING SUNDAY DECEMBER 24 AT 3:00PM PST LIMIT ... ith Milk Frother #P7CEBBS6RBB 1999

Chefman 1L Cordless Glass Kettle 1500W Removable tea infuser **#RJ11-10-GMRL-CA** SAVE 30 Of our everyday low prices. Vicks Honeywell Humidiiers Select products

...

lang:en score:11 filesize: 24.66 M page\_count: 14 document date: 2023-12-26





[London Drugs Boxing Week Flyer: Deals on Electronics, Home, Beauty & More](#)

Explore the London Drugs Boxing Week flyer, featuring significant savings on a wide range of products including electronics, laptops, TVs, home appliances, personal care, gaming, and groceries, valid from December 26, 2023, to January 1, 2024.

lang:en score:11 filesize: 25.03 M page\_count: 15 document date: 2023-12-24



[pdf] Flyer

D26p12 indd 40% 50% 30% 55% \$30 30 60% 25% flyer f wishabi net flyers 40159761

471de217dddad5c1 |||

SAVE TUE. DEC. 26 2023-MON. JAN. 1 2024 SHOP ONLINE STARTING SUNDAY DECEMBER 24 AT 3:00PM PST LIMIT ... ith Milk Frother #P7CEBBS6RBB 1999

Chefman 1L Cordless Glass Kettle 1500W Removable tea infuser #RJ11-10-GMRL-CA SAVE 30 Of our everyday low prices. Vicks Honeywell Humidiiers Select products

...

lang:en score:11 filesize: 24.95 M page\_count: 14 document date: 2023-12-23



[pdf] Flyer

D26p12 indd 40% 50% 30% 55% \$30 30 60% 25% flyer f wishabi net flyers 40159761

a628ee91293da6cd |||

SAVE TUE. DEC. 26 2023-MON. JAN. 1 2024 SHOP ONLINE STARTING SUNDAY DECEMBER 24 AT 3:00PM PST LIMIT ... ith Milk Frother #P7CEBBS6RBB 1999

Chefman 1L Cordless Glass Kettle 1500W Removable tea infuser #RJ11-10-GMRL-CA SAVE 30 Of our everyday low prices. Vicks Honeywell Humidiiers Select products

...

lang:en score:11 filesize: 24.31 M page\_count: 14 document date: 2023-12-25



[pdf] Flyer

D26p12 indd 40% 50% 30% 55% \$30 30 60% 25% flyer f wishabi net flyers 40159761

1ca5839b842cf71b |||

SAVE TUE. DEC. 26 2023-MON. JAN. 1 2024 SHOP ONLINE STARTING SUNDAY  
DECEMBER 24 AT 3:00PM PST LIMIT ... ith Milk Frother #P7CEBBS6RBB 1999  
Chefman 1L Cordless Glass Kettle 1500W Removable tea infuser #RJ11-10-GMRL-  
CA SAVE 30 Of our everyday low prices. Vicks Honeywell Humidifiers Select products

...

lang:en score:11 filesize: 24.95 M page\_count: 14 document date: 2023-12-19