

## CrossBeats Monarch-Smartwatch

# CrossBeats Monarch Smartwatch User Manual

Model: Monarch-Smartwatch

## INTRODUCTION

This manual provides comprehensive instructions for the CrossBeats Monarch Smartwatch. Please read this manual carefully before using the device to ensure proper operation and to maximize its features. Keep this manual for future reference.

## WHAT'S IN THE BOX

Upon unboxing your CrossBeats Monarch Smartwatch, verify that all components are present:

- CrossBeats Monarch Smartwatch
- Charging Cable
- Additional Strap (Stainless Steel)



Additional  
**Stainless steel free**



**Quick  
Replies**



up to  
**7 days  
Battery**

Image: The CrossBeats Monarch Smartwatch, showcasing the included additional stainless steel strap, a screen displaying quick reply options, and a battery indicator showing up to 7 days of battery life.

## PRODUCT OVERVIEW

The CrossBeats Monarch Smartwatch features a durable design and a vibrant display. Familiarize yourself with its key physical attributes:

- **Display:** 1.43-inch UHD Infinite Display with 360x360 pixels resolution and 700 Nits brightness.
- **Body:** Sleek full metal body with Gorilla Glass for enhanced durability.
- **Straps:** Comes with one silicone strap and one additional stainless steel strap.



Image: A detailed view of the CrossBeats Monarch Smartwatch, featuring a blue bezel and a silver stainless steel strap, highlighting its elegant design.

# Impressive **UHD 1.43"** Infinity Display



Refresh  
Rate



700 Nits



360x360  
pixels



Image: A close-up of the CrossBeats Monarch Smartwatch display, emphasizing its 1.43-inch UHD Infinity Display with specifications like 60Hz refresh rate, 700 Nits brightness, and 360x360 pixels resolution.

## SETUP

### 1. Charging the Smartwatch

Before initial use, fully charge your smartwatch. Connect the charging cable to the watch's charging port and a USB power adapter. The watch will display a charging indicator.

- **Battery Charge Time:** Approximately 75 minutes for a full charge.
- **Average Battery Life:** Up to 15 days (typical usage).

### 2. App Installation and Pairing

To unlock the full potential of your Monarch Smartwatch, download and install the companion app on your smartphone. The app is compatible with Android operating systems.

1. Scan the QR code in the watch's initial setup screen or search for the "CrossBeats" app in your smartphone's app store.
2. Install the app and create an account or log in.

3. Enable Bluetooth on your smartphone.
4. Open the CrossBeats app and follow the on-screen instructions to pair your Monarch Smartwatch. This typically involves selecting your device from a list and confirming a pairing code on both the watch and phone.
5. Ensure a stable Bluetooth connection for optimal performance.

## OPERATING INSTRUCTIONS

---

### Basic Navigation

- **Swipe Up/Down:** Access quick settings or notifications.
- **Swipe Left/Right:** Navigate through widgets and features.
- **Press Side Button:** Return to the home screen or access the app menu.

### Bluetooth Calling

The Monarch Smartwatch supports advanced Bluetooth calling with a single-chip BT Calling system and AAC 3W speaker.

1. Ensure your watch is paired with your smartphone via Bluetooth.
2. To make a call, access the dial pad on your watch or select a contact from your synced phonebook.
3. Incoming calls can be answered or rejected directly from the watch.



## Bluetooth Calling



One tap pairing



Quick Dial Pad



In-built Mic & Speaker



## AI Health Monitoring

BP

HR

Spo2

Breath Training

Sleep Monitoring

AI Voice Assistance



Image: The CrossBeats Monarch Smartwatch demonstrating Bluetooth calling features, including one-tap pairing and an in-built mic and speaker. The image also highlights the AI Health Monitoring capabilities on the watch's rear, covering BP, HR, SpO2, Breath Training, Sleep Monitoring, and AI Voice Assistance.

### Health Tracking

Monitor your health with the integrated biosensors:

- **Heart Rate Monitor:** Continuously tracks your heart rate.
- **SpO2 Tracking:** Measures blood oxygen levels.
- **Sleep Tracking:** Analyzes sleep patterns.
- **Breath Training:** Guided breathing exercises.

Detailed health data can be viewed and analyzed within the CrossBeats companion app.

### Sports Modes

The smartwatch offers over 125 sports modes to track various physical activities. Select your desired activity from the sports mode menu to record your workout data.



Image: The CrossBeats Monarch Smartwatch interface displaying a selection of over 125 sports modes, including walking, basketball, football, and baseball. The image also highlights the NFC enabled feature and a variety of over 250 customizable watch faces.

## Notifications

Receive smart alerts for calls, messages, and app notifications directly on your watch. Manage notification settings through the companion app.

## NFC Functionality

The Monarch Smartwatch is NFC enabled. Refer to the companion app for specific instructions on setting up and utilizing NFC features, such as contactless payments or access control, if supported by your region and service providers.

## Passcode Protection

Secure your personal data on the watch by setting a passcode. This feature helps protect your information if the watch is lost or stolen.

## MAINTENANCE

Cleaning

Regularly clean your smartwatch and straps to maintain hygiene and appearance. Use a soft, damp cloth to wipe the display and body. For silicone straps, mild soap and water can be used. For stainless steel straps, a dry, soft cloth is recommended.



Image: The CrossBeats Monarch Smartwatch featuring a black silicone strap, illustrating one of the strap options.

Water Resistance

The CrossBeats Monarch Smartwatch has an IP67 rating, indicating resistance to dust and water immersion up to 1 meter for 30 minutes. It is suitable for daily use and splashes but should not be used for swimming or diving.

TROUBLESHOOTING

Issue	Possible Solution
Watch not turning on	Ensure the watch is fully charged. Connect to the charger and wait a few minutes.



Issue	Possible Solution
Cannot pair with smartphone	<ul style="list-style-type: none"><li>◦ Ensure Bluetooth is enabled on your phone.</li><li>◦ Make sure the watch is in pairing mode.</li><li>◦ Restart both the watch and the phone.</li><li>◦ Check if the CrossBeats app is updated to the latest version.</li></ul>
Inaccurate health data	Ensure the watch is worn snugly on your wrist, not too tight or too loose. Clean the sensor area on the back of the watch.
Notifications not received	<ul style="list-style-type: none"><li>◦ Verify Bluetooth connection.</li><li>◦ Check notification permissions for the CrossBeats app on your smartphone.</li><li>◦ Ensure notifications are enabled within the watch's settings and the app.</li></ul>

## SPECIFICATIONS

Feature	Detail
Brand	CrossBeats
Model Number	Monarch-Smartwatch
Display Size	1.43 Inches
Display Resolution	360 x 360 Pixels
Brightness	700 Nits
Connectivity Type	Bluetooth
Operating System	Android (compatible)
Battery Type	Lithium Ion
Battery Capacity	240 Milliamp Hours
Battery Charge Time	75 Minutes
Average Battery Life	15 Days
Item Weight	50 g

Feature	Detail
Product Dimensions	7.2 x 9 x 9.1 cm
Water Resistance	IP67 Rated
Special Features	Accelerometer, Bluetooth Calling, SpO2 Tracking, Heart Rate Monitor, Sleep Tracking, NFC Enabled, Passcode Protection, 125+ Sports Modes, AI Voice Assistance

## WARRANTY AND SUPPORT





CrossBeats products are designed for reliability and performance. For warranty information, please refer to the warranty card included with your product or visit the official CrossBeats website. Keep your purchase receipt as proof of purchase.

For technical support, troubleshooting assistance, or service inquiries, please contact CrossBeats customer support through their official website or the contact information provided in the product packaging.

**Manufacturer:** CrossBeats, Sellbrite Digital, Ground Floor, Brigade Tower, 135 Brigade Road, Bangalore 560025

**Country of Origin:** China

## Related Documents - Monarch-Smartwatch

	<p><a href="#">Crossbeats Orbit APEX Smartwatch User Manual</a></p> <p>Comprehensive user manual for the Crossbeats Orbit APEX smartwatch, detailing its overview, special features, installation, charging, connectivity, various functionalities like health monitoring, sports tracking, notifications, and other features. Includes setup instructions and a disclaimer.</p>
	<p><a href="#">Ignite LYT Smartwatch User Manual - Features, Setup &amp; Usage</a></p> <p>Comprehensive user manual for the Ignite LYT smartwatch by Crossbeats. Learn about its features, setup, charging, connectivity, and various health and fitness tracking functions.</p>
	<p><a href="#">Crossbeats Orbit Infinite Smartwatch User Manual: Features, Setup, and Usage Guide</a></p> <p>Comprehensive user manual for the Crossbeats Orbit Infinite smartwatch. Learn about its features, how to set it up, connect to your phone, use health monitors, sports modes, and more.</p>
	<p><a href="#">Orbit Smartwatch User Manual - Crossbeats</a></p> <p>User manual for the Crossbeats Orbit smartwatch. Learn how to set up, connect, and use features like fitness tracking, heart rate monitoring, sleep analysis, sports modes, notifications, and more. Includes instructions for charging, strap installation, and troubleshooting.</p>



### [Orbit Styl User Manual - Crossbeats](#)

User manual for the Crossbeats Orbit Styl smartwatch, detailing its features, setup, and usage, including health monitoring, sports modes, and connectivity.



### [CROSSBEATS Orbit Infiniti Smartwatch User Manual](#)

Comprehensive user manual for the CROSSBEATS Orbit Infiniti smartwatch, detailing setup, features, health monitoring, connectivity, and usage instructions.