

Yaheetech YT-00124722-71

Yaheetech 71.5in Multi-Level Cat Tree Tower Instruction Manual

Model: YT-00124722-71

1. INTRODUCTION

This manual provides detailed instructions for the assembly, operation, and maintenance of your Yaheetech 71.5-inch Multi-Level Cat Tree Tower. Please read all instructions carefully before assembly and use to ensure proper setup and safety for your pets.

2. SAFETY INFORMATION

- Ensure all parts are securely fastened before allowing pets to use the cat tree.
- Place the cat tree on a flat, stable surface to prevent tipping.
- Keep small children away from the cat tree during assembly and ensure they do not climb on it.
- Regularly inspect the cat tree for loose or damaged parts and tighten or replace as necessary.
- This product is designed for indoor use only.

3. PACKAGE CONTENTS

Verify that all components listed below are present before beginning assembly. If any parts are missing or damaged, please contact customer support.

Part	Description	Quantity
Base Board	Sturdy base for stability	1
Platforms	Various levels for climbing and resting	Multiple
Condos	Enclosed resting areas	2
Padded Perches	Soft elevated resting spots	2

Part	Description	Quantity
Scratching Posts	Sisal rope wrapped posts	5
Ramp	Carpeted ramp for easy access	1
Hammock	Soft hanging bed	1
Dangling Balls	Play toys	2
Hardware	Screws, bolts, Allen wrench	1 set
Instruction Manual	This document	1

4. ASSEMBLY INSTRUCTIONS

Assembly is required. The accompanying instructions will guide you through the installation process. An Allen wrench is included; no additional power tools are typically needed.

4.1. Assembly Overview Video

Video: Official Yaheetech assembly guide for the 71.5-inch cat tree tower. This video demonstrates the step-by-step process of putting together the cat tree, including attaching posts, platforms, and accessories.

4.2. Step-by-Step Assembly

- 1. Prepare the Base:** Lay the largest base board flat on the floor. Attach the initial scratching posts to the designated holes on the base.
- 2. Build Lower Levels:** Secure the first set of platforms and condos to the posts. Ensure all screws are tightened.
- 3. Install Ramp and Hammock:** Attach the carpeted ramp and the soft hammock to their respective positions.
- 4. Construct Upper Levels:** Continue adding posts, platforms, and the second condo, working your way upwards.
- 5. Attach Top Perches:** Secure the two padded perches at the highest points of the tower.
- 6. Add Accessories:** Hang the dangling balls from the designated spots.
- 7. Final Check:** Double-check all connections to ensure stability and tightness.

For visual guidance, refer to the assembly video above or the detailed diagrams provided in the printed manual.

5. PRODUCT FEATURES

The Yaheetech 71.5in Multi-Level Cat Tree Tower is designed to provide a comprehensive activity center for your cats. Key features include:

- **Multi-Level Design:** Offers various heights for climbing, playing, and resting.
- **Cozy Condos:** Two enclosed spaces provide privacy and security for napping.
- **Padded Perches:** Two well-padded top perches with raised edges offer comfortable lounging spots.
- **Scratching Posts:** Five sisal rope coiled posts encourage natural scratching behavior, protecting furniture.
- **Ramp:** A carpeted ramp provides easy access to different levels, especially for kittens or older cats.
- **Hammock:** A large, comfortable hammock for relaxing.

- **Dangling Toys:** Two fluffy dangling balls provide interactive play.






Image: The fully assembled Yaheetech 71.5-inch cat tree tower, showcasing its multi-level design with various features and cats interacting with it.



Image: Detailed view of the large cat condos, highlighting their spacious interiors suitable for cats to rest comfortably.



Image: A close-up of the foam-padded perches, illustrating their soft texture and raised edges designed for comfort and security.



Image: The comfortable hammock feature of the cat tree, showing its soft material and inviting design for cat relaxation.

6. OPERATING INSTRUCTIONS

Once assembled, place the cat tree in a location where your cat feels comfortable and safe. Cats often prefer locations near windows for observation or in quiet corners for security.

- Encourage your cat to explore the tree by placing treats or toys on different levels.
- Show your cat the scratching posts by gently guiding their paws to the sisal rope.
- Allow your cat to acclimate to the new structure at their own pace.

7. MAINTENANCE

Regular maintenance will extend the life of your cat tree and ensure a hygienic environment for your pets.

- **Cleaning:** Hand wash only. Use a damp cloth and mild detergent to spot clean soiled areas. Avoid harsh chemicals.
- **Vacuuming:** Regularly vacuum the plush surfaces to remove loose fur and dust.
- **Inspection:** Periodically check all screws and connections for tightness. Tighten any loose parts to maintain stability.
- **Scratching Post Care:** If sisal rope becomes worn, consider rotating posts or replacing them if severely damaged to maintain effective scratching surfaces.

8. TROUBLESHOOTING

- **Instability:** Ensure the cat tree is placed on a level surface. Check and tighten all screws. If instability persists, consider anchoring the tree to a wall (anchoring hardware not included).
- **Cat Not Using Tree:** Place familiar toys or treats on the tree. Use catnip to attract your cat. Ensure the tree is in a location your cat prefers.
- **Excessive Shedding from Plush:** This is common with new plush products. Regular vacuuming will reduce shedding over time.

9. SPECIFICATIONS






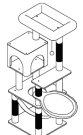





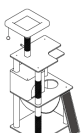





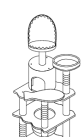
Attribute	Detail
Model Number	YT-00124722-71
Dimensions (LxWxH)	24 x 19 x 71.5 inches
Item Weight	40.9 pounds
Material	Engineered Wood, Plush, Sisal
Color	Light Gray
Target Audience	House Cats (All Life Stages, All Breed Sizes)
Included Components	Instruction Manual

10. WARRANTY & SUPPORT

Warranty: This product comes with a 3-year manufacturer's warranty.

Support: For any questions, missing parts, or assistance with assembly, please contact Yaheetech customer service. Refer to the contact information provided in your purchase documentation or visit the official Yaheetech website.

Related Documents - YT-00124722-71

<p>IMPORTANT/WICHTIG/ATENCIÓN IMPORTANT/IMPORTANTE</p> <div><p>1. Read the manual carefully before assembly. 2. Do not use power tools for assembly. 3. Do not use glue or other fasteners. 4. Do not use the cat tree as a bed or for other purposes. 5. Do not use the cat tree in areas with high humidity or temperature fluctuations.</p></div> <div><p>6. Estimated assembly time: 15-20 minutes. 7. Recommended weight limit: 15 lbs (7 kg). 8. For proper stability, place on a flat, level surface.</p></div> <div><p>9. Do not use the cat tree if you are pregnant, have a heart condition, or are taking medication. 10. Do not use the cat tree if you have a history of falls or dizziness. 11. Do not use the cat tree if you are under the influence of alcohol or drugs.</p></div> <div><p>12. Do not use the cat tree if you are unable to follow the instructions. 13. Do not use the cat tree if you are unable to lift or move heavy objects. 14. Do not use the cat tree if you are unable to stand on a stable surface.</p></div> <div><p>15. For more information, contact customer support. 16. For more information, visit our website. 17. For more information, call our toll-free number.</p></div> <p>100</p>	<p>Yaheetech Cat Tree Assembly Instructions</p> <p>Comprehensive guide for assembling the Yaheetech Cat Tree, featuring a hammock, scratching posts, and perches. Includes parts list, step-by-step instructions, and safety recommendations.</p>
<p>Yaheetech</p> <p>592407</p>  <p>1. Read the manual carefully before assembly. 2. Do not use power tools for assembly. 3. Do not use glue or other fasteners. 4. Do not use the cat tree as a bed or for other purposes. 5. Do not use the cat tree in areas with high humidity or temperature fluctuations.</p> <p>100</p>	<p>Yaheetech 592407 Cat Tree Installation Manual</p> <p>Comprehensive installation guide for the Yaheetech 592407 Cat Tree, featuring multi-level design, scratching posts, and climbing features. Includes parts list and step-by-step assembly instructions.</p>
<p>IMPORTANT/WICHTIG/ATENCIÓN IMPORTANT/IMPORTANTE</p> <div><p>1. Read the manual carefully before assembly. 2. Do not use power tools for assembly. 3. Do not use glue or other fasteners. 4. Do not use the cat tree as a bed or for other purposes. 5. Do not use the cat tree in areas with high humidity or temperature fluctuations.</p></div> <div><p>6. Estimated assembly time: 15-20 minutes. 7. Recommended weight limit: 15 lbs (7 kg). 8. For proper stability, place on a flat, level surface.</p></div> <div><p>9. Do not use the cat tree if you are pregnant, have a heart condition, or are taking medication. 10. Do not use the cat tree if you have a history of falls or dizziness. 11. Do not use the cat tree if you are under the influence of alcohol or drugs.</p></div> <div><p>12. Do not use the cat tree if you are unable to follow the instructions. 13. Do not use the cat tree if you are unable to lift or move heavy objects. 14. Do not use the cat tree if you are unable to stand on a stable surface.</p></div> <div><p>15. For more information, contact customer support. 16. For more information, visit our website. 17. For more information, call our toll-free number.</p></div> <p>100</p>	<p>Yaheetech 67-inch Cat Tree Assembly Instructions</p> <p>Step-by-step guide for assembling the Yaheetech 67-inch Cat Tree Tower, including a detailed parts list, safety warnings, and contact information.</p>
<p>Yaheetech</p> <p>613443</p>  <p>1. Read the manual carefully before assembly. 2. Do not use power tools for assembly. 3. Do not use glue or other fasteners. 4. Do not use the cat tree as a bed or for other purposes. 5. Do not use the cat tree in areas with high humidity or temperature fluctuations.</p> <p>100</p>	<p>Yaheetech 613443 Cat Tree Installation Manual - Assembly Guide</p> <p>Comprehensive installation manual for the Yaheetech 613443 multi-level cat tree. Includes parts list, step-by-step assembly instructions, safety warnings, and customer support information.</p>
<p>IMPORTANT/WICHTIG/ATENCIÓN IMPORTANT/IMPORTANTE</p> <div><p>1. Read the manual carefully before assembly. 2. Do not use power tools for assembly. 3. Do not use glue or other fasteners. 4. Do not use the cat tree as a bed or for other purposes. 5. Do not use the cat tree in areas with high humidity or temperature fluctuations.</p></div> <div><p>6. Estimated assembly time: 15-20 minutes. 7. Recommended weight limit: 15 lbs (7 kg). 8. For proper stability, place on a flat, level surface.</p></div> <div><p>9. Do not use the cat tree if you are pregnant, have a heart condition, or are taking medication. 10. Do not use the cat tree if you have a history of falls or dizziness. 11. Do not use the cat tree if you are under the influence of alcohol or drugs.</p></div> <div><p>12. Do not use the cat tree if you are unable to follow the instructions. 13. Do not use the cat tree if you are unable to lift or move heavy objects. 14. Do not use the cat tree if you are unable to stand on a stable surface.</p></div> <div><p>15. For more information, contact customer support. 16. For more information, visit our website. 17. For more information, call our toll-free number.</p></div> <p>100</p>	<p>Yaheetech Multilevel Cat Tree Condo with Scratching Posts and Hammock - Assembly Guide</p> <p>Comprehensive assembly instructions and safety information for the Yaheetech Multilevel Cat Tree Condo. This guide details parts, steps, and important usage guidelines for pet owners.</p>
<p>Yaheetech</p> <p>592647</p>  <p>1. Read the manual carefully before assembly. 2. Do not use power tools for assembly. 3. Do not use glue or other fasteners. 4. Do not use the cat tree as a bed or for other purposes. 5. Do not use the cat tree in areas with high humidity or temperature fluctuations.</p> <p>100</p>	<p>Yaheetech 592647 Ocean-Themed Cat Tree Assembly Instructions</p> <p>Comprehensive assembly guide for the Yaheetech 592647 Ocean-Themed Cat Tree. Features step-by-step instructions, parts list, safety warnings, and customer support information for this multi-level cat tower.</p>

