

[Manuals.plus](#) /

› [Govee](#) /

› Govee WiFi Thermometer Hygrometer H5103 User Manual

Govee H5103

Govee WiFi Thermometer Hygrometer H5103 User Manual

Your guide to precise indoor temperature and humidity monitoring.

PRODUCT OVERVIEW

The Govee WiFi Thermometer Hygrometer H5103 is an advanced indoor climate monitoring device designed to provide accurate temperature and humidity readings. It features stable Wi-Fi and Bluetooth connectivity, allowing real-time data monitoring and alerts via the Govee Home App. Equipped with a Swiss-made sensor, it offers high precision and refreshes data every 2 seconds. The electronic ink display ensures easy readability, and the device supports free data storage and export for up to 2 years.



The Govee H5103 device alongside its companion mobile application, showcasing real-time temperature and humidity data.

WHAT'S IN THE BOX

- Wi-Fi Thermo-Hygrometer
- AA Battery (3 included)
- User Manual

Seamless Wi-Fi & Bluetooth Connection

Monitor your home's temperature & humidity from anywhere



Illustration of the Govee H5103 package contents, ensuring all necessary items are present for initial setup.

SETUP

1. Powering On

Locate the battery compartment on the back of the Govee H5103 device. Insert the three included AA batteries, ensuring correct polarity. The electronic ink display will activate automatically once batteries are properly installed.

Digital Wi-Fi Temperature Humidity Monitor



Current Temperature
($\pm 0.54^{\circ}\text{F}/\pm 0.3^{\circ}\text{C}$)



Humidity
($\pm 3\%$)



$^{\circ}\text{C}/^{\circ}\text{F}$ Switch



Dry

Humidity < 30%



Comfort

30% < Humidity < 60%
68°F < Temperature < 78.8°F



Wet

Humidity > 60%

Detailed view of the Govee H5103, highlighting the battery compartment for easy installation.

2. App Installation & Pairing

1. Download the **Govee Home App** from the App Store (iOS) or Google Play Store (Android).
2. Open the app and create an account or log in.
3. Tap the "+" icon in the top right corner of the app's home screen to add a new device.
4. Search for and select "H5103" from the device list.
5. Follow the on-screen instructions to pair the device via Bluetooth and connect it to your 2.4GHz Wi-Fi network. (Note: 5G Wi-Fi is not supported).

Official Govee video demonstrating the setup and initial pairing process for the H5103 device with the Govee Home App.



Screenshot from the Govee Home App illustrating the steps to add and connect your new thermometer hygrometer.

OPERATING INSTRUCTIONS

1. Display Information

The electronic ink display shows the current temperature (in °F or °C), relative humidity (%), battery level, and Wi-Fi/Bluetooth connection status. A smiley or frowny face indicator provides a quick visual cue for comfort levels based on temperature and humidity.

Electronic Ink Display, Easier to Read

read temp & humidity info easily



Wide reading angle



Clear under bright light



The clear electronic ink display of the Govee H5103, showing all essential environmental data at a glance.

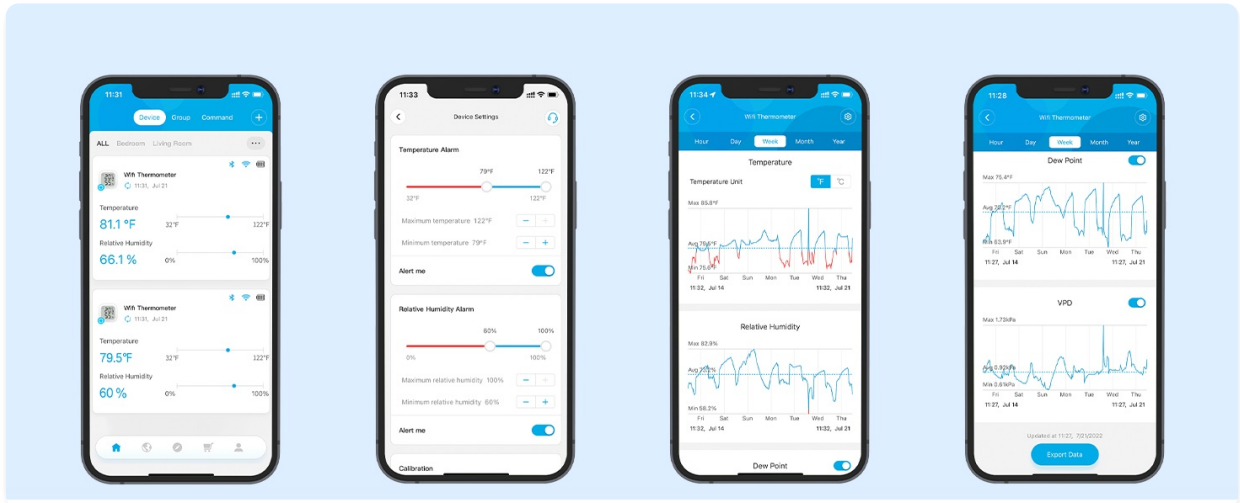
2. Temperature Unit Switching

Press the button located on the top of the device to toggle between Fahrenheit (°F) and Celsius (°C) temperature units.

3. Remote Monitoring & Data Access

Once connected to the Govee Home App, you can remotely monitor real-time temperature and humidity data from anywhere. The app provides historical data graphs for the past 13 days and allows you to export data for up to 2 years, which is useful for long-term environmental tracking.

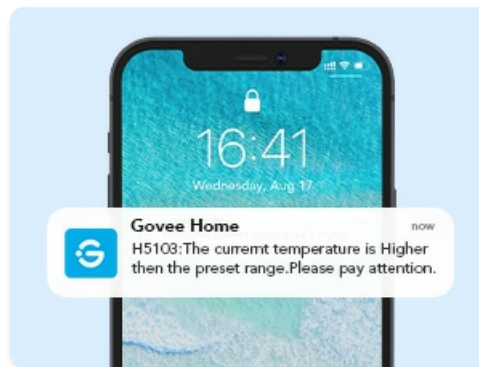
Official Govee video showcasing the remote monitoring capabilities and data visualization features within the Govee Home



Screenshots of the Govee Home App displaying detailed temperature and humidity graphs, along with data export options.

4. Smart Alert Function

Set custom Living temperature and humidity ranges within the Govee Home App. If the readings go outside your preset ranges, you will receive instant notifications on your smartphone, allowing for timely adjustments to your environment.




An example of a push notification from the Govee Home App, alerting the user to a temperature deviation.

PLACEMENT AND USAGE SCENARIOS

For optimal accuracy, place the Govee H5103 in a location free from direct sunlight, drafts, or extreme temperature fluctuations. Its compact design allows for versatile placement options.

- **Bedroom:** Monitor sleep environment for comfort.
- **Baby Room:** Ensure optimal conditions for infants.
- **Wine Cellar/Basement:** Maintain ideal storage conditions for sensitive items.
- **Greenhouse:** Track climate for plant growth.
- **Pet Areas:** Ensure a comfortable environment for pets.
- **RV/Travel Trailer:** Monitor conditions on the go.



The Govee H5103 is suitable for monitoring environmental conditions in a wide range of indoor and semi-enclosed spaces.

MAINTENANCE

1. Battery Replacement

The device uses 3 AA batteries. When the battery indicator on the display shows low power, or if the device stops responding, it's time to replace the batteries. Open the battery compartment cover on the back, remove the old batteries, and insert new 1.5-volt AA alkaline batteries, observing the correct polarity. Close the cover securely.

2. Cleaning

To clean the device, gently wipe the surface with a soft, dry cloth. Do not use abrasive cleaners or immerse the device in water.

TROUBLESHOOTING

Issue	Solution
Device not connecting to Wi-Fi	Ensure your Wi-Fi network is 2.4GHz. Check signal strength. Restart the device and your Wi-Fi router.
Inaccurate readings	Relocate the device away from direct sunlight, heat sources, drafts, or high humidity areas. Allow 15-30 minutes for readings to stabilize after relocation.
Display scrambled or blank	Replace the batteries with new ones. If the issue persists, contact Govee support.
App notifications not received	Check app notification settings on your phone and within the Govee Home App. Ensure the device is connected to Wi-Fi and has a stable internet connection.

SPECIFICATIONS

Feature	Detail
---------	--------

Feature	Detail
Product Dimensions	2.86 x 2.86 x 2.89 inches; 5.29 ounces
Item Model Number	H5103
Batteries	3 AA batteries required (included)
Manufacturer	Govee
Color	White
Item Weight	5.29 Ounces
Battery Description	Alkaline

WARRANTY AND SUPPORT

Govee products typically come with a limited warranty. For specific warranty details, registration, and technical support, please visit the official Govee website or contact their customer service.

You can also refer to the official user guide PDF for more detailed information [Govee H5103 User Manual \(PDF\)](#)

For further assistance, please visit the [Govee Store on Amazon](#).