



Manuals.plus /

› SWGOTA /

› SWGOTA CS2PRO Smartwatch User Manual - 1.85" HD Bluetooth Call Smartwatch for iOS and Android

SWGOTA CS2PRO

SWGOTA CS2PRO Smartwatch User Manual

Model: CS2PRO | Brand: SWGOTA

1. INTRODUCTION

This manual provides comprehensive instructions for the safe and effective use of your SWGOTA CS2PRO Smartwatch. Please read this manual thoroughly before operating the device and retain it for future reference. The SWGOTA CS2PRO Smartwatch features a 1.85-inch HD display, Bluetooth calling capabilities, and various health and fitness tracking functions.

2. PACKAGE CONTENTS

Verify that all items are present in your package:

- SWGOTA CS2PRO Smartwatch (Main Unit)
- Charging Cable
- Silicone Strap
- Milanese Strap
- User Manual



Image: The SWGOTA CS2PRO Smartwatch laid out with its accessories, including the magnetic charging cable, an additional strap, and the printed user manual, all within the product box.

3. SETUP GUIDE

3.1 Charging the Smartwatch

Before first use, fully charge the smartwatch. Connect the magnetic charging cable to the charging points on the back of the watch and plug the USB end into a power adapter (not included) or a computer's USB port.

- Charging time: Approximately 2 hours for a full charge.
- Battery life: Up to 15 days in standby, 5-7 days with normal use.

15 jours D'autonomie en Veille

300 mAH Batterie

5-7 jours D'utilisation

300 mAH

Batterie À Très Longue Durée De Vie

Batterie 300mAH intégrée, très grande autonomie, jusqu'à 15 jours en veille et 5 à 7 jours en utilisation normale.



Jours

Image: Illustration showing the SWGOTA CS2PRO Smartwatch and its battery life, indicating 15 days standby and 5-7 days normal use from a 300mAh battery.

3.2 Installing the App and Pairing

The SWGOTA CS2PRO Smartwatch uses the "FitCloudPro" application for full functionality. Ensure your smartphone runs iOS 9.0+ or Android 4.4+.

1. **Download the App:** Scan the QR code in the manual or search for "FitCloudPro" in your smartphone's app store (App Store for iOS, Google Play Store for Android).
2. **Register/Log In:** Open the app and follow the on-screen instructions to create an account or log in.
3. **Enable Bluetooth:** Ensure Bluetooth is enabled on your smartphone.

4. **Pair the Device:** In the "FitCloudPro" app, navigate to the device section and search for your smartwatch. Select "CS2PRO" from the list of available devices to pair.
5. **Grant Permissions:** Allow necessary permissions (e.g., notifications, location, contacts) for the app to function correctly.

4. OPERATING INSTRUCTIONS

4.1 Basic Navigation

The smartwatch features a 1.85-inch full touch screen with an oleophobic coating for smooth interaction and fingerprint resistance.

- **Swipe Up/Down:** Access quick settings or notifications.
- **Swipe Left/Right:** Navigate through widgets and main functions.
- **Tap:** Select an item or confirm an action.
- **Side Button:** Press to return to the home screen or wake the device.



Wonderful Large Screen

The ultra-high-definition large screen makes the vision better and more natural.

1.85"

240*284

Anti

Full Touch Screen | HD Resolution | Fingerprint

The advertisement features a close-up of a gold smartwatch with a black mesh strap, set against a background of a desert landscape with pink sand dunes under a blue sky with clouds. The watch's screen is the central focus, displaying a dark, reflective surface. The text is overlaid on the image in a clean, sans-serif font.

Image: Close-up of the SWGOTA CS2PRO Smartwatch screen, highlighting its 1.85-inch full touch screen, 240*284 HD resolution, and anti-fingerprint coating.

4.2 Bluetooth Calling

The CS2PRO supports Bluetooth 5.1 for direct calls from your wrist.

- **Making Calls:** Access the dial pad on the watch to enter a number or select from synced contacts.
- **Answering Calls:** When a call comes in, you can answer or reject it directly from the watch.
- **Audio:** The watch is equipped with a Hi-Fi speaker and microphone for hands-free communication.



The graphic features two smartwatches. The watch on the left has a black dial pad with a green call icon. The watch on the right shows an incoming call notification for 'Honey' at 08:22, with a red call icon and a grey decline icon. Above the watches are icons for SMS, Twitter, Facebook, Instagram, and a music note. Below the watches are four icons in dashed boxes: a speaker, a microphone, a contact card, and a call log. The background is a light peach color with faint curved lines.

Wireless Call BLUETOOTH 5.1

Using Bluetooth 5.1 smart voice calls,
enjoy Hi-Fi technology freely.

SMS

Hi-Fi Speaker

Microphone

Sync Contacts

Call Records

Image: Two SWGOTA CS2PRO smartwatches demonstrating the Bluetooth calling feature. One shows a dial pad, the other an incoming call notification with options to answer or decline.

4.3 Health Monitoring

The smartwatch integrates HRS3600 + STK8321 high-precision sensors for continuous health tracking.

- **Heart Rate:** Monitors heart rate 24/7. View real-time data on the watch or detailed graphs in the FitCloudPro app.
- **Blood Oxygen (SpO2):** Measures blood oxygen levels.

- **Sleep Tracking:** Automatically tracks sleep patterns (deep sleep, light sleep, wake times) and provides reports in the app to help develop healthy sleep habits.
- **Activity Tracking:** Records steps, distance, and calories burned throughout the day.



24/7 Heart Rate



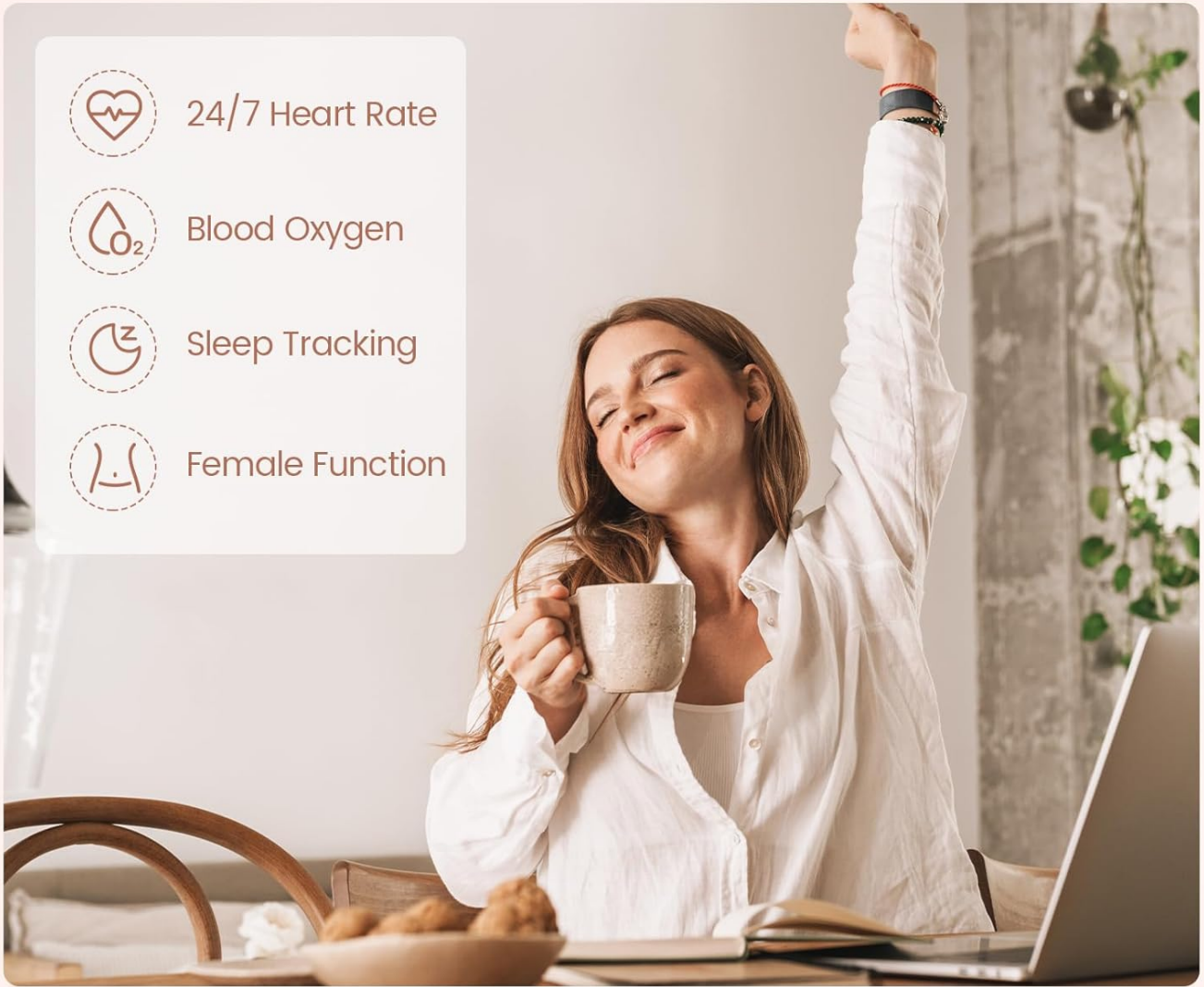
Blood Oxygen



Sleep Tracking



Female Function



All-day Health Management

Accurate real-time HPV tracking and monitoring to keep your health always with you.

Image: A person stretching with the SWGOTA CS2PRO Smartwatch on their wrist, accompanied by icons for 24/7 Heart Rate, Blood Oxygen, Sleep Tracking, and Female Function, illustrating all-day health management.



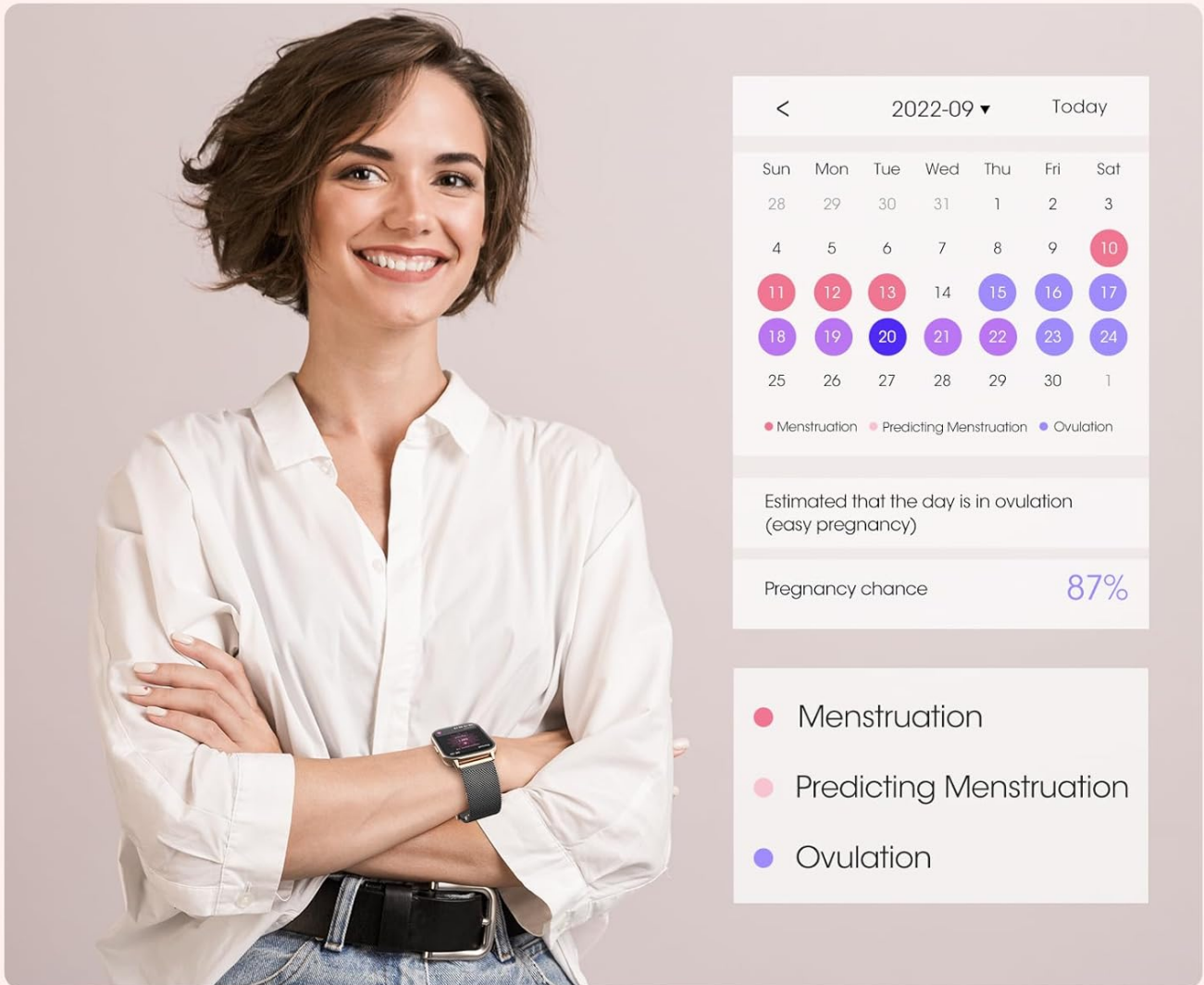
Image: A person sleeping with the SWGOTA CS2PRO Smartwatch, showing sleep data such as deep sleep, light sleep, and wake-up times, indicating automatic sleep monitoring.

4.4 Female Health Function

The smartwatch includes dedicated features for women's health management.

- **Tracking Modes:** Menstrual period, menstrual prediction, and ovulation period reminders.
- **Preparation:** Provides advance notice to help users prepare and adjust lifestyle habits.

Female Function



You can let women know their menstrual cycle in detail through the menstrual data recorded manually.

Image: A woman smiling with the SWGOTA CS2PRO Smartwatch on her wrist, next to a calendar display showing menstrual cycle tracking, including menstruation, predicted menstruation, and ovulation periods.

4.5 Sports Modes

The watch offers 18 integrated sports modes to track various physical activities.

- **Available Modes:** Running, Fitness, Cycling, Walking, Yoga, Basketball, Tennis, and more.
- **Data Analysis:** Provides professional sports data analysis to help users understand and improve their exercise performance.

18
Sports
Modes



Running



Fitness



Cycling



Walking



Yoga



Basketball



Tennis



A variety of sports modes are preset, and professional sports data analysis allows you to understand exercise better.

Image: A woman in sportswear with the SWGOTA CS2PRO Smartwatch, surrounded by icons representing 18 different sports modes, including Running, Fitness, Cycling, Walking, Yoga, Basketball, and Tennis.

4.6 Smart Notifications and Other Features

- **Message Notifications:** Receive notifications from various apps (e.g., Facebook, Instagram, WhatsApp, TikTok) directly on your smartwatch. Enable this feature in the FitCloudPro app.
- **Sedentary Reminder:** Reminds you to move after periods of inactivity.
- **Water Drinking Reminder:** Prompts you to drink water regularly.
- **Weather Forecast:** Displays current weather conditions.
- **Alarm Clock:** Set alarms directly from the watch.
- **Music Player Control:** Control music playback on your smartphone.
- **Custom Dials:** Personalize your watch face with various online options or your own photos via the app.
- **Password Unlock:** Secure your watch with a PIN.
- **Remote Camera Control:** Use your watch as a remote shutter for your smartphone camera.
- **Voice Assistant:** Access your phone's voice assistant.



Image: A person's wrist wearing the SWGOTA CS2PRO Smartwatch displaying a message notification, with icons for Facebook, Instagram, WhatsApp, and TikTok, illustrating smart notification capabilities.

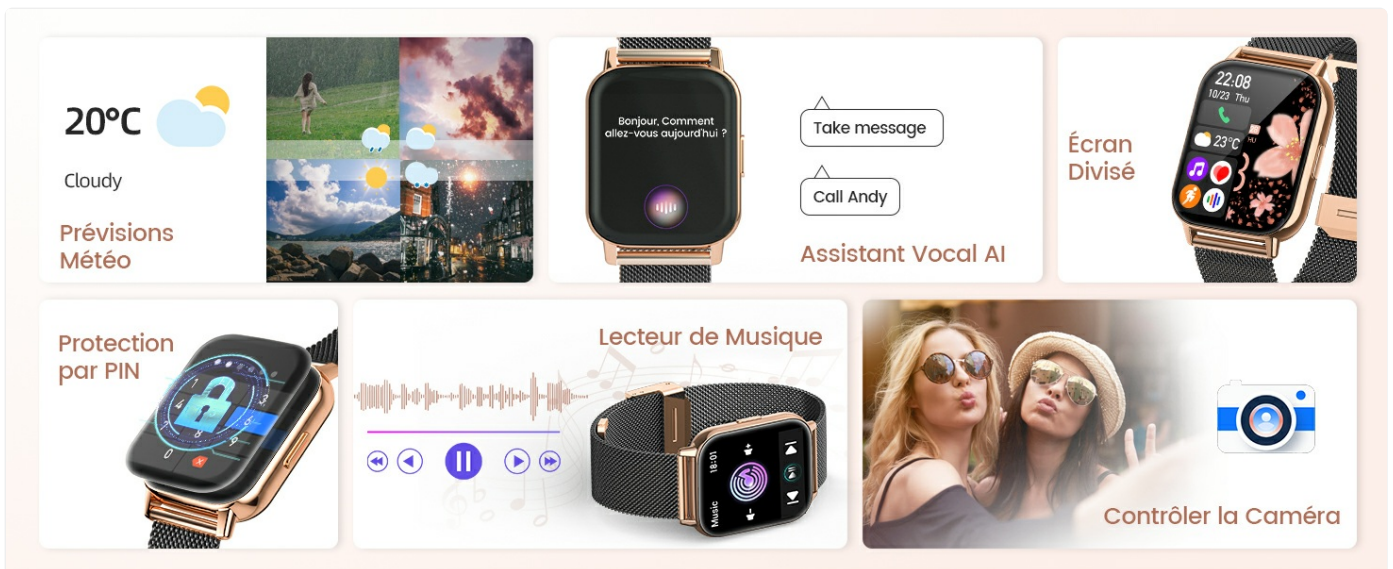


Image: A collage of images demonstrating various features of the SWGOTA CS2PRO Smartwatch, including weather forecast, AI voice assistant, music player control, remote camera control, and PIN protection.

5. MAINTENANCE AND CARE

5.1 Cleaning

Regularly clean your smartwatch and straps to ensure optimal performance and hygiene.

- Wipe the screen and watch body with a soft, lint-free cloth.
- For straps, use a mild soap solution and rinse thoroughly. Ensure the strap is completely dry before reattaching.
- Avoid using harsh chemicals or abrasive materials.

5.2 Water Resistance (IP68)

The SWGOTA CS2PRO Smartwatch is IP68 waterproof, meaning it is resistant to dust and can withstand immersion in water up to 1.5 meters for up to 30 minutes. This makes it suitable for daily use, such as washing hands or light rain.

Important:

- Do not use the watch for swimming, diving, or in hot water (e.g., showers, saunas) as steam and hot water can compromise the seal.

- Avoid exposing the watch to high-velocity water or sudden temperature changes.
- If the watch gets wet, wipe it dry before charging or operating buttons.

IP68 Waterproof

Professional waterproof, accompany you to let go of your hands and feet, and enjoy the moment to the fullest.



Image: The SWGOTA CS2PRO Smartwatch partially submerged in water, illustrating its IP68 waterproof rating.

5.3 Strap Replacement

The watch comes with two interchangeable straps (Milanese and silicone). To replace a strap:

1. Locate the quick-release pins on the underside of the strap where it connects to the watch body.
2. Slide the pin inwards to detach the strap.
3. Align the new strap with the watch body and slide the pin back into place until it clicks securely.

2 Exchange Straps

Elegant Milanese strap
with skin-friendly silicone strap.



Image: Diagram showing the SWGOTA CS2PRO Smartwatch with both Milanese and silicone straps, illustrating their dimensions and the interchangeability feature.

6. TROUBLESHOOTING

Problem	Possible Cause	Solution
Watch does not turn on.	Low battery.	Charge the watch for at least 30 minutes.
Cannot pair with smartphone.	Bluetooth is off; app not running; watch not discoverable.	Ensure Bluetooth is on. Restart the FitCloudPro app. Restart both watch and phone. Forget device in phone's Bluetooth settings and try pairing again.
Notifications not received.	App permissions not granted; notifications disabled in app/phone settings.	Check app permissions for notifications. Ensure notifications are enabled in FitCloudPro app and phone's system settings. Keep the app running in the background.
Inaccurate health data.	Watch not worn correctly; sensor obstruction.	Ensure the watch is snug on your wrist, not too tight or too loose. Clean the sensors on the back of the watch. Avoid excessive movement during measurements.
Bluetooth call quality is poor.	Distance from phone; environmental interference.	Keep the watch within Bluetooth range of your phone. Avoid noisy environments.

7. SPECIFICATIONS

Model: CS2PRO

Brand: SWGOTA

Display: 1.85-inch HD Full Touch Screen

Resolution: 240 x 284

Connectivity: Bluetooth 5.1

Compatibility: iOS 9.0+ / Android 4.4+

Sensors: HRS3600 (Heart Rate), STK8321 (Accelerometer)

Water Resistance: IP68

Battery: 300mAh Lithium-polymer

Battery Life: 5-7 days (typical use), up to 15 days (standby)

Dimensions: 27.5 x 7.5 x 1.7 cm (approximate, including strap)

Weight: 200 g

Special Features: Bluetooth Calling, Heart Rate Monitoring, SpO2 Monitoring, Sleep Tracking, Female Health Tracking, 18 Sports Modes, Message Notifications, Music Control, Remote Camera, Voice Assistant, Custom Dials, PIN Protection.

8. WARRANTY AND SUPPORT

For warranty information and customer support, please refer to the documentation included with your purchase or contact SWGOTA customer service through their official website or the retailer where the product was purchased. Please have your model number (CS2PRO) and purchase details ready when contacting support.

Manufacturer: SWGOTA

