

Manuals.plus /

- › DYON /
- › DYON iGoo-TV 55U 55-inch Google TV User Manual

DYON iGoo-TV 55U

DYON iGoo-TV 55U 55-inch Google TV User Manual

Model: iGoo-TV 55U | Brand: DYON

1. INTRODUCTION

This manual provides essential information for the safe and efficient operation of your DYON iGoo-TV 55U 55-inch Google TV. Please read these instructions thoroughly before using the television and retain them for future reference. This 4K Ultra HD Smart LED TV features Google TV, an HD Triple Tuner, and integrated access to various streaming services and the Google Play Store.

2. SAFETY INFORMATION

Always observe the following safety precautions to prevent electric shock, fire, or injury:

- Do not expose the TV to rain or moisture.
- Ensure proper ventilation; do not block ventilation openings.
- Use only the power cord supplied with the TV.
- Do not open the TV casing; refer all servicing to qualified personnel.
- Keep batteries out of reach of children.

3. WHAT'S IN THE BOX

Carefully unpack your DYON iGoo-TV 55U and check for the following items:

- DYON iGoo-TV 55U Television
- Remote Control
- User Manual (this document)
- Power Cable
- TV Stand Components (if included)

- AAA Batteries for Remote Control (2x)



Google Play

FOR MORE ENTERTAINMENT



Image: DYON iGoo-TV 55U television with its remote control and stand components.

4. SETUP

4.1. Installing the TV Stand

1. Place the TV face down on a soft, flat surface to prevent screen damage.
2. Attach the stand components to the designated slots on the bottom of the TV using the provided screws. Ensure they are securely fastened.
3. Carefully lift the TV to an upright position on a stable, level surface.

4.2. Connecting External Devices

Connect your external devices such as set-top boxes, gaming consoles, or sound systems to the appropriate ports on the TV.

- **HDMI:** For high-definition video and audio. The TV has 3 HDMI ports.
- **USB:** For connecting USB storage devices. The TV has 2 USB ports.

- **Antenna/Cable:** Connect your antenna or cable TV feed for DVB-T2, DVB-C, or DVB-S2 reception.
- **Ethernet:** For a wired internet connection.

4.3. Initial Power On and Configuration

1. Connect the power cable to the TV and then to a power outlet.
2. Press the power button on the remote control or on the TV itself.
3. Follow the on-screen instructions to select your language, country, and connect to your Wi-Fi network.
4. Sign in with your Google Account to access Google Play Store, Google Assistant, and personalized content.
5. Perform a channel scan for your DVB-T2/C/S2 tuner to find available TV channels.

5. OPERATING INSTRUCTIONS

5.1. Remote Control Overview

The included remote control provides full functionality for your DYON iGoo-TV 55U. It features dedicated buttons for popular streaming services and Google Assistant.

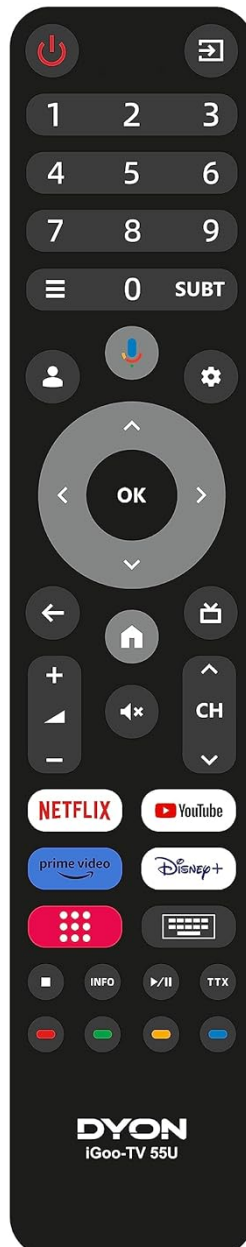



Image: Remote control for DYON iGoo-TV 55U, highlighting quick access buttons for streaming services.

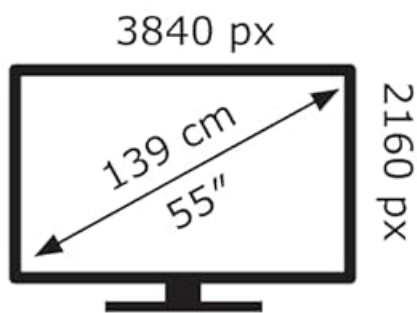
- **Power Button:** Turns the TV on/off.
- **Google Assistant Button:** Activates voice control.
- **Navigation Pad (OK button):** For menu navigation and selection.
- **Back Button:** Returns to the previous screen.
- **Home Button:** Accesses the Google TV home screen.
- **Volume +/-:** Adjusts volume.
- **Channel +/-:** Changes TV channels.
- **Netflix, Prime Video, YouTube, Disney+ Buttons:** Direct access to these streaming applications.

5.2. Google TV Interface

The Google TV interface organizes your content from various apps and subscriptions into a single, personalized home screen. Use the navigation pad on your remote to browse recommendations, access your installed apps, and manage your profile.



77 kWh/1000h



2019/2013

Image: Overview of the Google Play Store and various streaming applications available on Google TV.

5.3. Using Google Assistant

Press the Google Assistant button on your remote and speak into the microphone to control your TV, search for content, get answers, and manage smart home devices. For example, say "Find action movies" or "Open Netflix."

5.4. Digital Tuner Functions

Your TV includes an HD Triple Tuner supporting DVB-S2 (satellite), DVB-C (cable), and DVB-T2 (terrestrial) with HEVC. To access live TV:

1. Ensure your antenna or satellite dish is properly connected.
2. Navigate to the Live TV section from the Google TV home screen or select the TV input.
3. If not already done during initial setup, perform a channel scan in the TV settings to find available channels.

6. MAINTENANCE

6.1. Cleaning the TV

- Always unplug the TV before cleaning.
- Use a soft, dry cloth to wipe the screen and cabinet.
- For stubborn marks, lightly dampen the cloth with water or a mild, non-abrasive screen cleaner. Do not spray cleaner directly onto the screen.

6.2. Software Updates

Your Google TV will periodically check for and install software updates automatically when connected to the internet. You can also manually check for updates in the TV's settings menu under System > About > System update.

7. TROUBLESHOOTING

If you encounter issues with your TV, refer to the following common problems and solutions:

Problem	Possible Solution
No power	Check if the power cable is securely connected to the TV and the power outlet. Ensure the outlet is active. Try a different power outlet.
No picture, but sound is present	Check the input source. Ensure external devices are powered on and connected correctly. Try restarting the TV.
No sound, but picture is present	Check the volume level and mute status. Verify audio settings and external audio device connections.
Remote control not working	Replace the batteries. Ensure there are no obstructions between the remote and the TV's IR sensor. Re-pair the remote if it's a Bluetooth remote.
Cannot connect to Wi-Fi	Ensure your Wi-Fi router is on and working. Re-enter the Wi-Fi password carefully. Try restarting your router and the TV.

8. SPECIFICATIONS

Detailed technical specifications for the DYON iGoo-TV 55U:

Feature	Detail
Model Name	iGoo-TV 55U
Screen Size	139 cm (55 inch)
Display Technology	LED
Resolution	3840 x 2160 pixels (4K Ultra HD)
Refresh Rate	50/60 Hz
Digital Reception	HD Triple Tuner (DVB-S2, DVB-C, DVB-T2 with HEVC)
Operating System	Google TV
Smart Features	Integrated Google Assistant, Google Play Store, Chromecast, HbbTV
Supported Internet Services	Prime Video, Netflix, YouTube, Disney+, DAZN, Apple TV+, Paramount+, Waipu.tv etc.
Connectivity	Wi-Fi, Ethernet
HDMI Ports	3
USB Ports	2
Audio Output Mode	Surround
Speaker Max Output Power	16 Watts
Power Consumption	77 Watts
Voltage	100-240 VAC 50-60 Hz
Item Weight	15.2 Kilograms
Model Number	D800236

For detailed energy efficiency information, please refer to the official EU energy label via the [EPREL](#) database.

9. WARRANTY AND SUPPORT

Your DYON iGoo-TV 55U comes with a standard manufacturer's warranty. Please refer to the warranty card included in your packaging for specific terms and conditions. For technical support, troubleshooting assistance, or service requests, please contact DYON customer service through their official website or the contact information provided in your warranty documentation.