

[Manuals.plus](#) /

> [realme](#) /

> realme 11 Pro+ 5G Smartphone User Manual

realme 11 Pro+

realme 11 Pro+ 5G Smartphone User Manual

Model: 11 Pro+ | Brand: realme

INTRODUCTION

Welcome to the user manual for your new realme 11 Pro+ 5G smartphone. This guide provides essential information on setting up, operating, maintaining, and troubleshooting your device to ensure optimal performance and user experience. Please read this manual thoroughly before using your phone.





Image: Front and back view of the realme 11 Pro+ 5G in Sunrise Beige. The front shows the curved display, and the back highlights the circular camera module and vegan leather finish.

1. SETUP GUIDE

1.1 What's in the Box

Your realme 11 Pro+ 5G package includes the following items:

- realme 11 Pro+ 5G Smartphone
- Charger (100W SUPERVOOC)
- USB Type-C Cable
- SIM Ejector Tool
- Protective Case
- Quick Start Guide
- Safety Information

1.2 Inserting SIM Cards

1. Locate the SIM card tray on the side of your phone.
2. Insert the SIM ejector tool into the small hole next to the tray and press firmly until the tray pops out.
3. Place your Nano-SIM cards into the tray with the gold contacts facing down. Ensure they are correctly oriented. This device supports Dual SIM functionality.
4. Carefully push the tray back into the phone until it clicks into place.

realme
11 Pro+ 5G



realme
11 Pro+ 5G

Image: Bottom view of the realme 11 Pro+ 5G, illustrating the USB-C charging port, speaker grille, and the SIM card tray slot.

1.3 Initial Charging and Power On

Before first use, it is recommended to fully charge your device.

1. Connect the USB Type-C cable to the phone's charging port and the 100W SUPERVOOC charger.
2. Plug the charger into a power outlet. The phone will display a charging indicator.
3. Once sufficiently charged, press and hold the Power button (located on the right side) until the realme logo appears.
4. Follow the on-screen instructions to complete the initial setup, including language selection, Wi-Fi connection, and Google account setup.

Curved^{120Hz}
Vision Display

950nits
Peak Brightness

PREMIUM
INSIDE
AND OUT.

2160Hz
PWM Dimming

1.07
Billion colours



Image: The realme 11 Pro+ 5G connected to its 100W SUPERVOOC charger, demonstrating the fast charging capability.


2. OPERATING INSTRUCTIONS

2.1 Basic Navigation


- **Touchscreen Gestures:** Tap to select, swipe to scroll, pinch to zoom.
- **Power Button:** Press to lock/unlock the screen, press and hold to power off or restart.
- **Volume Buttons:** Adjust media volume, call volume, or ringtone volume.

2.2 Display Features

The realme 11 Pro+ 5G features a 6.7-inch OLED curved vision display with a 120Hz refresh rate, offering smooth visuals and vibrant colors. It supports 950 nits peak brightness and 2160Hz PWM Dimming for comfortable viewing.



DARE TO LEAP



realme 11 Pro+ 5G

200MP. Zoom to the Next Level

NEXT LEVEL

CAMERA

120Hz Curved Vision Display



200MP OIS SuperZoom Camera



100W SUPERVOOC Charge



5000mAh Massive Battery

UPTO 12GB+12GB Dynamic RAM

Upto 12GB+12GB Dynamic RAM. *Upto 12GB+12GB Dynamic RAM. Actual performance may vary. © 2024 Realme. All rights reserved. Realme reserves all rights.



REALME 11 PRO+ SERIES IS

Premium Vegan Leather Design



Dimensity 7050 5G Chipset



32MP Sony Selfie Camera



Up to 256GB Storage



DARE TO LEAP

DARE TO LEAP

DARE TO LEAP

DARE TO LEAP

DARE TO LEAP




Image: Close-up of the realme 11 Pro+ 5G's curved vision display, highlighting its immersive edge-to-edge design.

2.3 Camera Usage

Capture stunning photos with the 200MP OIS SuperZoom Camera. The phone also features a 32MP Sony Selfie Camera.

- Open the Camera app from the home screen or lock screen.
- Select your desired mode (Photo, Portrait, Night, Pro, etc.).
- Tap the shutter button to take a picture or hold it to record a video.
- Use pinch gestures to zoom in or out.

2.4 Security Features

Unlock your phone securely using the in-display fingerprint recognition or facial recognition.

- Navigate to **Settings > Password & Security** to set up your preferred biometric security method.
- Follow the on-screen prompts to register your fingerprint or face.

3. MAINTENANCE

3.1 Cleaning Your Device

To keep your phone clean, gently wipe it with a soft, lint-free cloth. Avoid using harsh chemicals or abrasive materials.

3.2 Battery Care

The realme 11 Pro+ 5G is equipped with a 5000mAh battery. To prolong battery life:

- Avoid extreme temperatures.
- Use the original 100W SUPERVOOC charger for optimal charging speed and safety.
- Do not let the battery drain completely frequently.
- Consider enabling battery optimization features in settings.

3.3 Software Updates

Regular software updates provide new features, security patches, and performance improvements. Check for updates by going to **Settings > About device > realme UI version**

4. TROUBLESHOOTING

4.1 Common Issues and Solutions

- **Phone not turning on:** Ensure the battery is charged. Press and hold the Power button for at least 10 seconds.
- **Apps crashing:** Clear the app's cache (Settings > Apps > [App Name] > Storage usage > Clear cache) or reinstall the app.
- **Network connectivity issues:** Check if Airplane Mode is off. Restart your phone. Verify SIM card insertion.
- **Slow performance:** Close background apps, clear cache, or restart the device.

4.2 Factory Reset

If your phone experiences persistent issues, a factory reset may be necessary. **Warning: This will erase all data on your phone. Back up important data before proceeding.**

1. Go to **Settings > System settings > Back up and reset > Reset phone**
2. Select **Erase all data.**
3. Confirm your decision and enter your lock screen password if prompted.

5. SPECIFICATIONS



Image: An overview graphic highlighting key features of the realme 11 Pro+ 5G, including its 120Hz Curved Vision Display, 200MP OIS SuperZoom Camera, 100W SUPERVOOC Charge, 5000mAh battery, Dimensity 7050 5G Chipset, 32MP Sony Selfie Camera, and up to 256GB storage.

Feature	Detail
Brand	realme
Model	11 Pro+ 5G
Operating System	Android
RAM	12 GB
Storage Capacity	256 GB
CPU Model	Snapdragon (<i>Note: Product description mentions Dimensity 7050 5G Chipset. Please refer to official product page for exact SoC.</i>)
Color	Sunrise Beige
SIM Card Slot Count	Dual SIM
Connector Type	USB Type-C
Biometric Security	Fingerprint Recognition
Water Resistance Level	Water Resistant
Rear Camera Resolution	200 MP
Front Camera Resolution	32 MP
Battery Capacity	5000 mAh
Battery Average Life	72 Hours (Standby)

Feature	Detail
Screen Size	6.7 Inches
Refresh Rate	120 Hz
Display Type	OLED
Cellular Technology	5G
Wireless Technologies	Bluetooth, Wi-Fi
Dimensions	8 x 74 x 162 Millimeters
Video Capture Resolution	4K, 1080P, 720P

6. WARRANTY INFORMATION

Your realme 11 Pro+ 5G comes with a **1-year manufacturer's warranty** from the date of purchase. This warranty covers manufacturing defects under normal use conditions.

For detailed terms and conditions, please refer to the warranty card included in your product packaging or visit the official realme support website.

Additional protection plans, such as extended warranty and screen protection, may be available for purchase separately. Please check with your retailer for more information.

7. CUSTOMER SUPPORT

For further assistance, technical support, or service inquiries, please contact realme customer support:

- **Official realme Website:** [realme India Support](#) (or your regional realme support page)
- **Service Center Locator:** Visit the realme website to find an authorized service center near you.
- **Manufacturer Contact:** Oppo Mobiles India Private Limited, 5th Floor, Tower-B, Building No. 8, DLF Cyber City, Gurugram, Haryana-122002, India.

Please have your device's model number and serial number ready when contacting support.

