

## CASARIA 109567

# CASARIA Sacramento Coffee Table User Manual

Model: 109567 | Brand: CASARIA

## INTRODUCTION

Thank you for choosing the CASARIA Sacramento Coffee Table. This manual provides essential information for the safe assembly, operation, and maintenance of your new furniture. Please read these instructions carefully before beginning assembly and retain them for future reference.

## SAFETY INFORMATION

**Attention: Maximum load capacity is 50 kg.**

Before first use, ensure the table is fully assembled according to the instructions and placed on a stable, level surface. Do not exceed the maximum load capacity to prevent damage or injury. Keep small parts away from children during assembly.

## PRODUCT OVERVIEW

The CASARIA Sacramento Coffee Table features a modern design with practical storage solutions. Its dimensions are 95 cm (length) x 55 cm (width) x 50 cm (height), making it suitable for various living spaces.



COMPACTO,  
PRÁCTICO Y MUY  
SPACIOSO.



The CASARIA Sacramento Coffee Table offers a compact, practical, and spacious design for your living area.

# EL DISEÑO SE UNE A LA FUNCIONALIDAD



Amplio espacio  
de almacenamiento



Tablero adicional  
debajo de la mesa



Adecuado para  
diferentes formas de sofá

This table combines design with functionality, providing ample storage and adapting to different sofa styles.

Key features include:

- Modern, open design
- Large tabletop surface
- Additional storage shelf below the tabletop
- Robust and stable construction
- Scratch-resistant and water-repellent surface

## SETUP AND ASSEMBLY

The CASARIA Sacramento Coffee Table is designed for quick and easy assembly. All necessary mounting materials and detailed instructions are included in the package. Please follow the step-by-step guide provided with your product for correct assembly.



The table's dimensions are 95x55x50 cm. Assembly is straightforward with the included materials and instructions.

Ensure all components are present before starting. If any parts are missing or damaged, please contact customer support.

## OPERATING INSTRUCTIONS

This coffee table is designed for versatile use in various settings, including living rooms, offices, or children's rooms. The large tabletop and the additional shelf provide ample space for storing items such as remote controls, books, magazines, and snacks, keeping them organized and easily accessible.





The main product image of the CASARIA Sacramento Coffee Table, showcasing its design and utility.

The open design allows for easy access to items stored on the lower shelf from multiple sides.

## MAINTENANCE

The table's surface features a scratch-resistant coating that is also water-repellent, making it easy to clean. To maintain its appearance and longevity:

- Wipe the surface regularly with a soft, slightly damp cotton cloth.
- Avoid using abrasive cleaners or harsh chemicals, as these can damage the coating.
- Promptly clean up any spills to prevent staining.
- Do not place extremely hot items directly on the surface; use coasters or protective mats.

# CONSTRUCCIÓN ESTABLE



El revestimiento antirayaduras de la superficie repele el agua y es fácil de cuidar. La construcción de las patas planas de la mesa la hace **especialmente estable y puede soportar hasta 50 kg**. Los tacos de goma de las patas proporcionan un apoyo seguro adicional.

The table features stable construction and a water-repellent, scratch-resistant surface for easy maintenance.

## TROUBLESHOOTING

If you encounter any issues with your CASARIA Sacramento Coffee Table, consider the following:

- **Stability Issues:** Ensure all screws and fasteners are tightened securely. Check that the table is placed on a flat, even surface. The plastic protectors on the feet help prevent floor scratches and provide additional support.
- **Surface Damage:** For minor scratches, touch-up pens or furniture repair kits designed for melamine surfaces may be used. For significant damage, contact customer support.
- **Missing Parts:** If any parts were missing during assembly, please contact CASARIA customer service with your product model number and purchase details.

## SPECIFICATIONS

Feature	Detail
---------	--------

Feature	Detail
Brand	CASARIA
Model Number	109567
Color	Oak-White
Product Dimensions	95 x 55 x 50 cm (Length x Width x Height)
Product Weight	18.2 kg
Material	Engineered Wood (Melamine top)
Special Features	Storage, Scratch-resistant, Water-repellent
Maximum Load Capacity	50 kg
Style	Modern
Room Type	Living Room, Home Office

## MESA DE CENTRO **SACRAMENTO**

### DIFERENTES COLORES





Blanco  
Puro



Blanco/  
Roble Sonoma



Blanco/  
Gris Oscuro



Madera/  
Gris Antracita







The Sacramento Coffee Table is available in multiple color options to suit different interiors.



## WARRANTY AND SUPPORT

For warranty information, product support, or to report missing/damaged parts, please refer to the documentation included with your purchase or visit the official CASARIA website. Keep your proof of purchase for any warranty claims.

### Related Documents - 109567

	<p><a href="#">Casaria 2in1 Foldable Standing &amp; Bistro Table - User Manual and Assembly Guide</a></p> <p>User manual and assembly instructions for the Casaria 2in1 foldable standing and bistro table. Includes safety warnings, general notes, intended use, maintenance, technical specifications, disposal information, and step-by-step assembly guidance.</p>
	<p><a href="#">Casaria Standing Table Vierfuß XL - Assembly, Care, and Technical Specifications</a></p> <p>Comprehensive guide for the Casaria Standing Table Vierfuß XL (Article Nos. 109655, 109656), including assembly instructions, maintenance tips, technical data, and safety information. Designed for indoor and outdoor domestic use.</p>
	<p><a href="#">Casaria Acacia Folding Side Table 100030 - User Manual and Care Instructions</a></p> <p>Official user manual and care instructions for the Casaria Acacia Folding Side Table (Model 100030). Learn about assembly, intended use, maintenance, technical specifications, and disposal.</p>
	<p><a href="#">Casaria 2in1 Adjustable Standing Bistro Table - Assembly, Care, and Technical Instructions</a></p> <p>Comprehensive instructions for the Casaria 2in1 Standing and Bistro Table. Includes assembly steps, maintenance guidelines, technical specifications, and safety information for model numbers 100591, 109629, 109702, and 109704.</p>



 <p>The diagram shows the assembly steps for the Buffetisch. It includes a list of languages: DE, EN, FR, IT, ES, NL, PL, PT. The assembly steps are numbered 1 through 4. Step 1 shows the table top. Step 2 shows the table legs being attached. Step 3 shows the table being unfolded. Step 4 shows the table fully assembled. Below the diagram, there is a QR code and the text 'Büfettisch' and 'Artikel-Nr. 100082, 107733, 109614'.</p>	<p><a href="#">Casaria Buffet Table: Safety Instructions and Product Information</a></p> <p>Concise and SEO-optimized HTML document detailing safety instructions, product features, and diagram descriptions for the Casaria Buffet Table (Article Numbers: 100082, 107733, 109614).</p>
 <p>The diagram shows the assembly steps for the Gartentisch Vanamo. It includes a list of languages: DE, EN, FR, IT, ES, NL, PL, PT. The assembly steps are numbered 1 through 4. Step 1 shows the table top. Step 2 shows the table legs being attached. Step 3 shows the table being unfolded. Step 4 shows the table fully assembled. Below the diagram, there is a QR code and the text 'Gartentisch Vanamo' and 'Artikel-Nr. 100082, 107733, 109614'.</p>	<p><a href="#">Casaria Vanamo Garden Table - Assembly, Care, and Safety Instructions</a></p> <p>Detailed instructions for the Casaria Vanamo garden table, including assembly steps, maintenance tips, technical specifications, and safety guidelines. Learn how to properly set up, care for, and dispose of your outdoor furniture.</p>