

[Manuals.plus](#) /

> [Iwell](#) /

> Iwell Tall Bathroom Cabinet (White, 2 Drawers) - Instruction Manual

Iwell storage cabinet

Iwell Tall Bathroom Cabinet (White, 2 Drawers) - Instruction Manual

Model: storage cabinet

1. PRODUCT OVERVIEW

The Iwell Tall Bathroom Cabinet is a versatile storage solution designed to enhance organization in various rooms. It features open shelves for easy access, two removable drawers for concealed storage, and a main cabinet section with an adjustable shelf to accommodate items of different heights. Its compact design makes it suitable for bathrooms, living rooms, dining rooms, or entryways.

Dimensions: 11.8"D x 23.6"W x 49.6"H



Figure 1: Iwell Tall Bathroom Cabinet in a typical bathroom environment.

2. SAFETY INFORMATION

This cabinet is constructed from premium P2 MDF board, designed to resist humidity and deformation, making it suitable for bathroom environments. The materials are environmentally friendly and odorless. For enhanced safety, especially in households with children or pets, an anti-tipping device is included to secure the cabinet to the wall.

- Always use the provided anti-tipping device to secure the cabinet to a wall stud.
- Do not overload shelves or drawers beyond their recommended weight capacity.
- Keep small parts away from children during assembly.

More details are shown





Figure 2: Illustration of the anti-tip kit for secure wall mounting.

3. PACKAGE CONTENTS

Before beginning assembly, please verify that all components are present and undamaged. The package should contain:

- 1 x Storage Cabinet (all panels and parts)
- 1 x Hardware Bag (screws, dowels, anti-tip kit, handles, etc.)
- 1 x Instruction Manual

If any parts are missing or damaged, please contact customer support for assistance.

4. ASSEMBLY AND SETUP

Assembly is required for this product. Follow the step-by-step instructions provided in the included manual. All parts are numbered for easy identification.

1. Unpack all components and lay them out on a clean, soft surface to prevent scratches.
2. Identify each part using the numbered labels and the assembly diagram.
3. Follow the graphical instructions carefully, ensuring all connections are secure.

4. Once assembled, install the anti-tipping device to a wall stud for stability.

Tip: It is recommended to have a second person assist with assembly for easier handling and stability.



Figure 3: Product dimensions and weight capacities for various sections.

5. OPERATING AND USAGE

The Iwell Tall Bathroom Cabinet offers flexible storage options:

- **Open Storage Compartments:** Two open shelves at the top are ideal for frequently used items, decorative pieces, or toiletries.
- **Removable Drawers:** Two drawers provide discreet storage for smaller items, keeping your space tidy. The position of these drawers can be changed to suit your needs.
- **Hidden Storage Space:** The lower cabinet features a door-enclosed section with an adjustable shelf. This shelf has 3 height options, allowing you to customize the internal space for taller or shorter items.

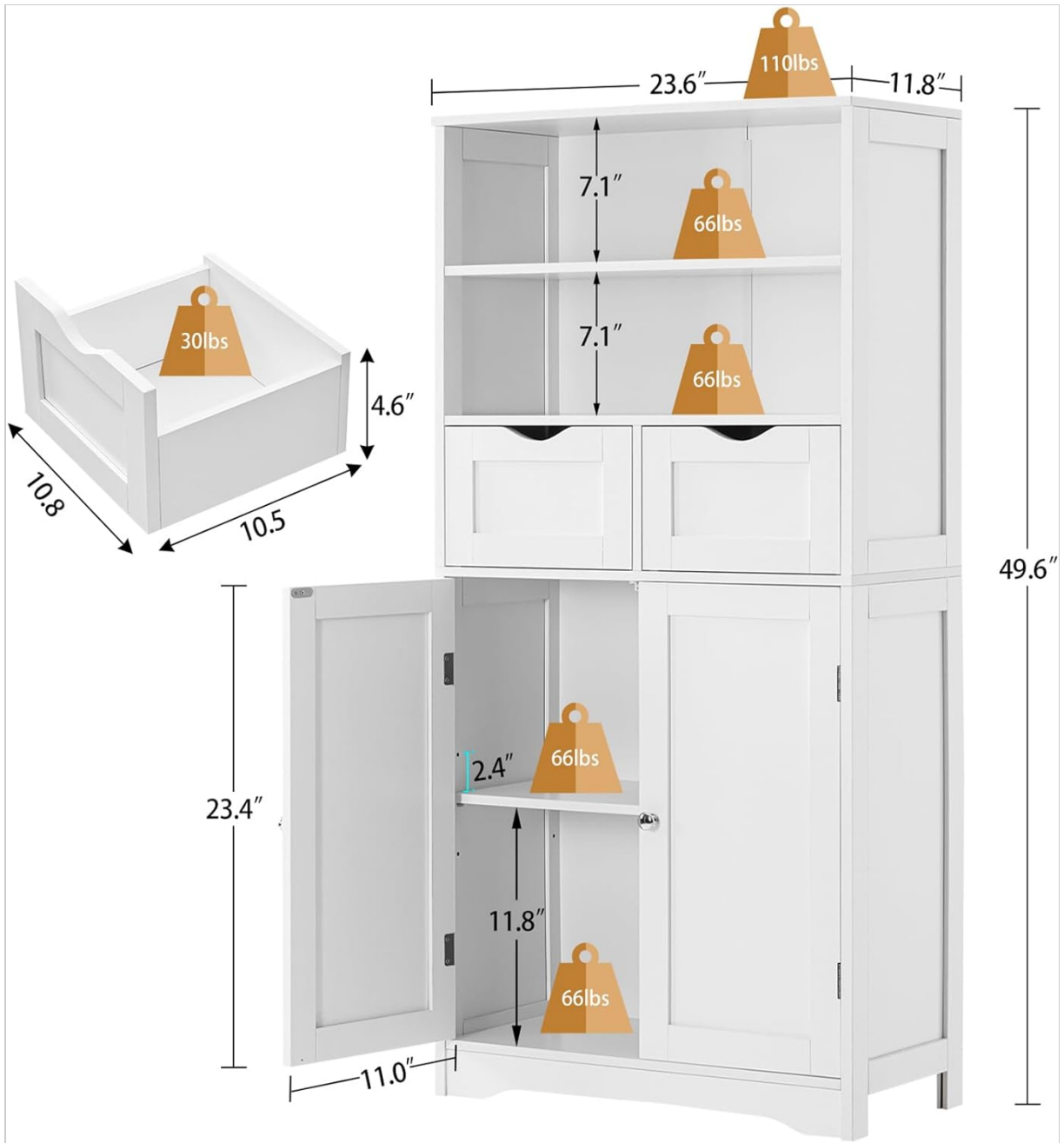


Figure 4: Overview of storage compartments and adjustable shelf positions.



Figure 5: Examples of customizable drawer positions for varied storage needs.

DIY Your Storage

You can change the position of the drawer according to your different needs.



Figure 6: Detailed view of cabinet features including handles, magnetic door closure, and adjustable shelf pins.

6. MAINTENANCE

To maintain the appearance and longevity of your Iwell Tall Bathroom Cabinet:

- Wipe the cabinet surfaces with a damp cloth.
- Avoid using harsh chemicals or abrasive cleaners, as these can damage the finish.
- Periodically check all screws and connections to ensure they remain tight.
- Ensure the cabinet is not exposed to excessive moisture for prolonged periods.

7. TROUBLESHOOTING

If you encounter any issues with your cabinet, refer to the following common solutions:

- **Cabinet feels wobbly:** Ensure all screws are tightened. Verify the anti-tipping device is correctly installed and secured to a wall stud.
- **Drawers do not slide smoothly:** Check for any obstructions in the drawer glides. Ensure the drawers are assembled correctly and are not overloaded.
- **Doors do not close properly:** Inspect hinges for proper alignment and tightness. Adjust if necessary.

Ensure the magnetic catch is securely installed.

- **Missing or damaged parts:** Refer to Section 3 (Package Contents) and contact customer support immediately for replacements.

8. SPECIFICATIONS

Brand	Iwell
Model Number	storage cabinet
Color	White
Material	Engineered Wood (P2 MDF Board)
Product Dimensions (D x W x H)	11.8" x 23.6" x 49.6"
Item Weight	41.9 Pounds
Number of Drawers	2
Number of Adjustable Shelves	1 (with 3 height options)
Number of Doors	2
Additional Features	Anti-Tipping Device, Removable Shelf, Dent Resistant, Fade Resistant

9. WARRANTY AND SUPPORT

Iwell provides an 18-month quality service for this product. If you encounter any issues or require assistance, please contact our customer support team. We are committed to providing a solution within 24 hours or offering a 100% refund if necessary.

For support, please visit the official Iwell store or contact your retailer.

Online Store: [Iwell Store on Amazon](#)