

Best Choice Products SKY6618

Best Choice Products 3-Piece Modern Dining Set Instruction Manual

Model: SKY6618

INTRODUCTION

Thank you for choosing the Best Choice Products 3-Piece Modern Dining Set. This manual provides essential information for the safe assembly, proper use, and maintenance of your new dining set. Please read these instructions carefully before assembly and retain them for future reference.



Image: The Best Choice Products 3-Piece Modern Dining Set, featuring a rectangular table with two chairs, all in a medium brown and black finish. The chairs are tucked neatly under the table, showcasing its space-saving design.

SAFETY INFORMATION

WARNING: Failure to follow these safety instructions may result in injury or damage to the product.

- Do not load more than 175 pounds (79 kg) on the table.
- Do not load more than 275 pounds (125 kg) on each chair.
- Be cautious of sharp edges during assembly and use.
- Always follow the assembly instructions carefully to ensure stability and safety.
- Ensure all bolts and screws are securely tightened before use. Periodically check and re-tighten as necessary.
- Keep small parts and packaging materials away from children during assembly.

PACKAGE CONTENTS

Before beginning assembly, ensure all parts listed below are present and undamaged. If any parts are missing or damaged, do not proceed with assembly and contact customer support.

- 1 x Tabletop
- 2 x Chairs
- Table Frame Components
- Chair Frame Components
- Storage Rack
- Assembly Hardware (screws, bolts, washers, Allen wrench)

ASSEMBLY INSTRUCTIONS

Assembly is required for this dining set. An Allen wrench is included for your convenience. It is recommended to assemble the product on a soft, clean surface to prevent scratches.

1. **Unpack and Identify Parts:** Carefully remove all components from the packaging. Lay them out and compare them against the parts list provided in your product box to ensure everything is accounted for.
2. **Assemble the Table Frame:** Attach the table legs to the table frame using the provided hardware. Do not fully tighten screws until all components are loosely assembled.
3. **Install the Storage Rack:** Secure the built-in steel wire storage rack to the table frame as indicated in the diagram. Ensure it is oriented correctly.
4. **Attach the Tabletop:** Place the tabletop onto the assembled table frame and secure it with the appropriate screws. Once all screws are in place, fully tighten all table hardware.
5. **Assemble the Chairs:** For each chair, attach the seat and backrest to the chair frame using the provided hardware. Ensure all connections are firm. Do not fully tighten until all parts are aligned.
6. **Final Tightening:** Once both chairs are assembled, fully tighten all screws and bolts on the chairs.
7. **Inspect:** Verify that the table and chairs are stable and all connections are secure before use.

Product Dimensions



Image: A diagram illustrating the dimensions of the table and chairs, providing visual guidance for assembly and space planning. Table dimensions are 31.5" L x 20.75" W x 30.5" H. Chair dimensions are 17.5" W x 15.75" D x 31.5" H.

USAGE

This 3-piece dining set is designed for compact spaces, offering both functionality and convenience.

- **Space-Saving Design:** The chairs are designed to fit perfectly under the tabletop when not in use, maximizing floor space in smaller rooms.
- **Built-in Storage Rack:** Utilize the bottom-mounted steel wire shelf for convenient storage of dishes, napkins, placemats, or other small dining accessories. This keeps essentials within easy reach while maintaining a tidy appearance.
- **Weight Capacity:** Adhere to the specified weight limits: 175 lbs (79 kg) for the table and 275 lbs (125 kg) for each chair to ensure product longevity and user safety.

Space Saving

Versatile set includes two chairs that slide beneath the table top and fit seamlessly into smaller living spaces



Image: The dining set with both chairs neatly tucked under the table, demonstrating its space-saving capability. This feature is ideal for smaller living areas.

Lower Storage Shelf

Mounted beneath the table for easy and convenient access to your favorite dinner accessories



Slatted Metal Shelf



3.75" Clearance



30 lb Capacity




Image: A close-up view of the table's lower storage shelf, showing it holding plates and napkins. The image highlights the practical storage solution for dining essentials.

MAINTENANCE AND CARE

Proper care will help maintain the appearance and extend the life of your dining set.

- **Cleaning:** Wipe surfaces with a dry cloth to remove dust and spills. For stubborn marks, use a slightly damp cloth with mild soap, then dry immediately. Avoid harsh chemicals or abrasive cleaners.
- **Spills:** Clean spills immediately to prevent staining, especially on the MDF wood surfaces.
- **Protection:** Use placemats or coasters to protect the tabletop from heat, moisture, and scratches.
- **Inspection:** Periodically check all bolts and screws and re-tighten them as needed to ensure the stability and safety of the furniture.
- **Environment:** Avoid placing the furniture in direct sunlight or near heat sources, as this can cause fading or warping.

TROUBLESHOOTING

If you encounter any issues with your dining set, refer to the following common solutions:

- **Wobbly Table/Chairs:** Ensure all assembly hardware (screws, bolts) are fully tightened. If the issue persists, loosen all hardware slightly, press down firmly on the wobbly component to level it, then re-tighten.
- **Missing Parts:** If you find any parts missing upon unboxing, do not proceed with assembly. Contact Best Choice Products customer support immediately for assistance.
- **Difficulty Assembling:** Review the assembly instructions carefully. Ensure you are using the correct hardware for each step. Sometimes, parts may appear similar but have subtle differences.
- **Scratches/Damage:** For minor scratches on the wood-look surface, furniture repair markers can be used. For significant damage, contact customer support.

SPECIFICATIONS

Feature	Detail
Brand	Best Choice Products
Model Number	SKY6618
Material	MDF Wood (tabletop/chair seats), Steel (frame)
Color	Medium Brown/Black
Table Dimensions (L x W x H)	31.5" x 20.75" x 30.5" (80 cm x 52.7 cm x 77.5 cm)
Chair Dimensions (W x D x H)	17.5" x 15.75" x 31.5" (44.5 cm x 40 cm x 80 cm)
Table Weight Capacity	175 lbs (79 kg)
Chair Weight Capacity (each)	275 lbs (125 kg)
Item Weight	38.7 lbs (17.5 kg)
Assembly	Required (Instructions and tools included)
Product Care	Wipe with Dry Cloth

Reliable Support

Each piece of this set is built to be the perfect setting for any meal








Image: An overhead view of the dining set with plates, showing the maximum weight capacities for both the table (175 lbs) and each chair (275 lbs), emphasizing reliable support.


WARRANTY AND SUPPORT

Best Choice Products stands behind the quality of its products. For specific warranty information, please refer to the documentation included with your purchase or visit the official Best Choice Products website.

If you have any questions, require replacement parts, or need assistance with assembly or troubleshooting, please contact Best Choice Products customer support. Contact details are typically found on the product packaging or the manufacturer's website.

Related Documents - SKY6618

	<p>Best Choice Products 3-Piece Modern Dining Table Set Assembly Instructions</p> <p>Instruction manual for the Best Choice Products 3-Piece Modern Dining Table Set (Model Numbers: SKY6025, SKY6525, SKY6727, SKY6728), including assembly steps, parts list, hardware details, weight capacities, and warranty information.</p>
	<p>Best Choice Products 5-Piece Modern Dining Table Set Instruction Manual</p> <p>Instruction manual for the Best Choice Products 5-Piece Modern Dining Table Set (SKY4587 + SKY6026), detailing assembly steps, parts list, hardware, safety notices, and warranty information.</p>
	<p>Best Choice Products 5-Piece Round Dining Table Set Instruction Manual</p> <p>Instruction manual for the Best Choice Products 5-Piece Round Dining Table Set (models SKY6310 + SKY6311), including assembly steps, parts list, and warranty information.</p>
	<p>Best Choice Products 5-Piece Aluminum Patio Dining Set Instruction Manual</p> <p>Instruction manual for the Best Choice Products 5-Piece Aluminum Patio Dining Set (Model SKY 2827), detailing assembly steps, safety notices, hardware and parts lists, and warranty information.</p>
	<p>Best Choice Products 5-Piece Round Dining Table Set Assembly Instructions (SKY6310, SKY6311, SKY7262)</p> <p>Comprehensive instruction manual for assembling the Best Choice Products 5-Piece Round Dining Table Set. Includes parts list, hardware, tools required, and step-by-step assembly guides for the table and chairs. Model numbers: SKY6310, SKY6311, SKY7262.</p>



[Best Choice Products 5-Piece Kids Beginner Drum Set Instruction Manual](#)

Instruction manual for the Best Choice Products 5-Piece Kids Beginner Drum Set (models SKY5565 + SKY5566), covering safety, parts, assembly, and tuning instructions.