



Manuals.plus /

- › Reaks /
- › Reaks King Size Electric Heated Mattress Pad Instruction Manual

Reaks King Size Electric Heated Mattress Pad

Reaks King Size Electric Heated Mattress Pad Instruction Manual

Model: King Size Electric Heated Mattress Pad

1. INTRODUCTION

This manual provides detailed instructions for the safe and efficient use of your Reaks King Size Electric Heated Mattress Pad. Please read all instructions carefully before use and retain this manual for future reference.



Image: The Reaks King Size Electric Heated Mattress Pad laid out on a bed, showing the quilted surface and two attached controllers for dual-zone heating.

2. IMPORTANT SAFETY INFORMATION

To reduce the risk of burns, electric shock, fire, or injury, this product must be used in accordance with the following instructions:

- Do not use with infants, children, incapacitated individuals, or anyone insensitive to heat.
- Do not use if the mattress pad is wet.
- Ensure the power cord and controller cords are not pinched or damaged.
- Always unplug the mattress pad when not in use.
- Do not use pins or other metallic objects with this product.
- This product is equipped with built-in overheating protection.
- Certified by ETL and FCC for safety and quality standards.

3. PACKAGE CONTENTS

Verify that all components are present:

- 1 x Reaks King Size Electric Heated Mattress Pad
- 2 x Dual Controllers with 13-foot cords
- 2 x Power Cords (6-foot)
- 1 x Instruction Manual (this document)

4. SETUP INSTRUCTIONS

1. **Unpack:** Carefully remove the mattress pad and controllers from the packaging.
2. **Position:** Place the heated mattress pad directly on your mattress, ensuring it is centered and smooth. The fitted skirt should securely cover the sides of your mattress. This pad is designed to fit deep mattresses up to 15 inches.
3. **Connect Controllers:** Locate the connection ports at the foot of the mattress pad. Plug each controller cord firmly into its respective port. For King size, there are two controllers for dual-zone heating.
4. **Connect Power:** Plug the 6-foot power cords from each controller into a standard 120V AC electrical outlet. Ensure the cords are not tangled or pinched between the mattress and bed frame.

Fit For Deep Mattress Up to 15 inches



Image: A hand demonstrating how the fitted skirt of the mattress pad stretches to accommodate a deep mattress, illustrating its secure fit.

5. OPERATING INSTRUCTIONS

Your Reaks heated mattress pad features dual controls, allowing independent temperature settings for each side of the bed.



Image: A detailed view of the two digital controllers, highlighting the "ON/OFF", "PREHEAT", "TIMER/HEAT", and adjustment buttons. The display shows current settings.

5.1. Power On/Off

- Press the **ON/OFF** button on each controller to turn the respective side of the mattress pad on or off. The lighted buttons facilitate operation in low light conditions.

5.2. Adjusting Heat Settings

- Your mattress pad offers 12 heat settings, ranging from 87°F to 115°F.
- Press the **TIMER/HEAT** button to cycle through the heat settings. Use the **+** and **-** buttons to select your desired warmth level.

5.3. Preheat Function

- To quickly warm your bed, press the **PREHEAT** button. This mode rapidly heats the pad to your selected temperature.

5.4. Auto Shut-Off Timer

- The timer allows you to set an automatic shut-off from 1 to 12 hours.
- Press the **TIMER/HEAT** button repeatedly until the timer icon flashes, then use the + and - buttons to set the desired duration.
- The controller remembers your preferred settings for convenience.



Image: An overhead illustration depicting a bed with two individuals, demonstrating the dual control feature where each side can be set to a different temperature (low vs. high).

6. CARE AND MAINTENANCE

Proper care ensures the longevity and performance of your heated mattress pad.

- **Disconnect:** Always unplug the power cords from the wall outlet and detach the controllers from the mattress pad before cleaning.
- **Machine Washable:** The mattress pad is machine washable. Use a gentle cycle with warm water.

- **Drying:** Tumble dry at a low heat setting. Ensure the pad is completely dry before reconnecting to power.
- **Do Not:** Do not dry clean, iron, or bleach the mattress pad.



Image: A woman removing the mattress pad from a bed, accompanied by six icons illustrating the care instructions: machine washable, wash in warm water, tumble dry at low heat, do not dry clean, do not iron, and do not bleach.

7. TROUBLESHOOTING

Problem	Possible Cause	Solution
Mattress pad not heating	Power cord not plugged in; controller not connected properly; power outage.	Ensure all connections are secure and power is available. Press ON/OFF button.
One side not heating (dual control models)	Controller for that side is off or disconnected.	Check the controller for the affected side; ensure it is powered on and connected.
Pad feels too hot or not warm enough	Heat setting is too high or too low.	Adjust the heat setting using the + and - buttons on the controller.
Controller display not working	Power issue; controller malfunction.	Unplug and re-plug the power cord. If the issue persists, contact customer service.

8. SPECIFICATIONS

Brand: Reaks

Model: King Size Electric Heated Mattress Pad

Size: King (78 x 80 x 15 inches)

Material: 100% Polyester, Quilted

Heat Settings: 12 (87°F to 115°F)

Control: Dual Control

Auto Shut-Off Timer: 1-12 Hours

Special Features: Preheat Function, Memory Control, Lighted Buttons, Overheating Protection

Certifications: ETL, FCC

Product Weight: 6.71 pounds

Care Instructions: Machine Washable







- | | | | |
|---|---|---|---|
| 1 |  Skin-Friendly Quilted | 2 |  Extra Padding Layers |
| 3 |  Fast Heating Wires | 4 |  Protection Layer |

Image: An exploded diagram illustrating the construction of the mattress pad, detailing its four layers: skin-friendly quilted fabric, extra padding, fast heating wires, and a protective layer.

9. WARRANTY AND SUPPORT

For any assistance, questions, or concerns regarding your Reaks King Size Electric Heated Mattress Pad, please contact our customer service team. We are committed to providing support and ensuring your satisfaction.

Please refer to your purchase documentation for specific warranty details. If you experience any issues, especially if you feel the wires or have concerns about heating, contact us directly for support.

Contact Information: Refer to the contact details provided with your product packaging or visit the official Reaks website.

