

Ya-man YJFD0L

Ya-man Hyper Face Lift Brush YJFD0L Instruction Manual

Model: YJFD0L | Brand: Ya-man

1. INTRODUCTION

Thank you for purchasing the Ya-man Hyper Face Lift Brush YJFD0L. This advanced beauty device is designed to provide comprehensive lift care for your face, scalp, and body using a combination of EMS, electrocurrent, and red LED light. Please read this instruction manual thoroughly before use to ensure safe and effective operation. Keep this manual for future reference.



Figure 1: Ya-man Hyper Face Lift Brush YJFD0L main unit.

2. SAFETY INFORMATION

Before using the device, please observe the following safety precautions:

- Always check your skin and scalp for any abnormalities before use.
- Discontinue use immediately if you experience any discomfort, irritation, or adverse reactions on your skin or scalp.
- Do not use on broken, inflamed, or irritated skin.
- Consult a doctor before use if you have any medical conditions, are pregnant, or have electronic medical implants.
- Keep out of reach of children.
- This device is water-resistant (IPX5) and can be used in the shower or bath. However, do not use it in hot water containing bath additives or in hot springs. Avoid submerging the device completely.

3. PACKAGE CONTENTS

Verify that all items are included in the package:

- Main Unit
- Multi-attachment
- Scalp attachment
- Face attachment
- AC Adapter
- Charging Stand
- Instruction Manual (with Warranty Card)

1台で、頭から足先まで



Figure 2: Main unit and included attachments.

4. PRODUCT FEATURES

The Ya-man Hyper Face Lift Brush YJFD0L incorporates advanced technology for effective skincare:

- **Multi-Attachment Design:** Features a newly developed multi-attachment that precisely fits the sternocleidomastoid muscle and face line, enabling authentic lift care.
- **Dual EMS Stimulation:** Utilizes both low-frequency EMS for outer muscles and mid-frequency EMS for inner muscles, stimulating both simultaneously for comprehensive muscle activation.
- **Facial Muscle Stimulation:** Targets both superficial and deep facial muscles, including those difficult to move voluntarily, for efficient lift care.
- **Electrocurrent:** Provides electrical stimulation that gently moves the skin surface.
- **Red LED Light:** Enhances the overall skincare experience.

3つの機能

HYPER FACE LIFT BRUSH

EMS

エレクトロ
カレント

赤色
LED




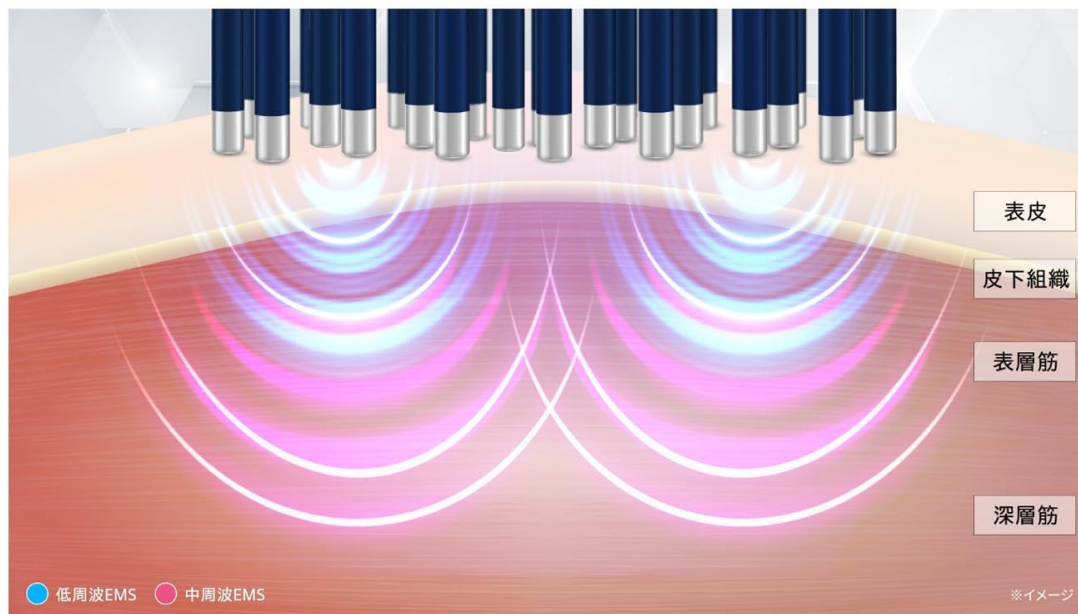
Figure 3: Overview of EMS, Electrocurrent, and Red LED functions.

EMS

MULTI

SCALP

FACE



低周波と中周波の複合 EMS で、インナーマッ
スルとアウターマッスルの両方を刺激しながら、
理想的なリフトケア *


*引き上げるように動かすこと

Figure 4: EMS technology stimulating superficial and deep muscles.

エレクトロカレント

SCALP

FACE



肌表面をピリピリと動かす電気刺激

赤色LED

MULTI

SCALP

FACE

Figure 5: Electrocurrent stimulation on the skin surface.

5. SETUP

5.1 Charging the Device

Before first use, fully charge the device. Charging takes approximately 3 hours. A full charge provides approximately 60 minutes of operation, though this may vary depending on usage environment and level settings.

1. Connect the AC adapter to the charging stand.
2. Place the main unit onto the charging stand. The indicator lights will show charging status.
3. Once fully charged, disconnect the AC adapter.

5.2 Attaching the Brush Head

Select the appropriate attachment for your desired treatment area (face, scalp, or multi-purpose) and securely attach it to the main unit. The device will automatically adjust its mode based on the attached head.

6. OPERATING INSTRUCTIONS

Follow these steps for general operation:

1. Attach the desired brush head.
2. Press the power button to turn on the device.
3. Select the EMS level. Start with the lowest level and gradually increase to a comfortable intensity.
4. Toggle the electrocurrent ON/OFF as desired.
5. Toggle the vibration ON/OFF as desired.
6. Apply the device to your scalp or skin. Ensure good contact for effective treatment.

The device can be used on various parts of the body:

- **Face:** Use the face attachment. Gently glide the brush along your face, moving upwards as if lifting the skin.
- **Scalp:** Use the scalp attachment. Part your hair and gently move the brush across your scalp.
- **Body:** Use the multi-attachment. Apply to areas like the neck, arms, or thighs.



for FACE

フェイスアタッチメント

顔

胸鎖乳突筋

デコルテ

メディカルシリコン採用した
ブラシで優しい肌当たり。
30本もの電極を搭載し、
1回で効率的なケアを実現。

Figure 6: Usage examples on face, neck, head, and body.

お風呂でもつかえる

時短


防水*機能付で湯舟や
シャワーに入りながら使える

シャンプー中
にも

*...IPX5

※入浴剤入りのお湯、温泉の中ではご使用いただけません。

Figure 7: Using the Face Attachment for gentle skin contact.



スカルプアタッチメント

頭皮

硬いブラシで、
髪をかき分けながら使える。
顔と皮一枚でつながっている
頭皮から引き上げ。

Figure 8: Using the Scalp Attachment to stimulate the scalp.

1台で、頭から足先まで



Figure 9: The device is water-resistant (IPX5) for use during bathing. Note: Do not use in hot water with bath additives or hot springs.

7. MAINTENANCE AND CARE

Proper maintenance ensures the longevity and hygiene of your device:

- After each use, turn off the device and remove the attachment.
- Clean the attachments under running water. Ensure no residue remains.
- Wipe the main unit with a soft, dry cloth. Do not use harsh chemicals or abrasive cleaners.
- Ensure all parts are completely dry before storing.
- Store the device in a cool, dry place away from direct sunlight.

8. TROUBLESHOOTING

If you encounter any issues, please refer to the following common solutions:

- **Device does not turn on:** Ensure the device is fully charged. Check if the power button is pressed correctly.

- **No sensation or weak stimulation:** Ensure the attachment is securely connected. Make sure there is good contact between the brush and your skin/scalp. Increase the EMS level gradually.
- **Device stops unexpectedly:** The device may have an automatic shut-off feature after a certain period of use. Recharge the device if the battery is low.

If the problem persists, please contact customer support.

9. SPECIFICATIONS

Model Number	YJFD0L
Brand	Ya-man
Power Source	Battery Powered (Lithium-ion rechargeable battery)
Materials	ABS, Silicone
Product Dimensions (L x W x H)	5.1 x 4.9 x 18.8 cm (Approx. W51xD188xH49 mm)
Product Weight	Approx. 170g (Max. approx. 210g)
Charging Time	Approx. 3 hours
Operating Time	Approx. 60 minutes
Rated Power Supply	DC5V
Power Consumption	Max. approx. 3W (during charging)
Water Resistance Level	IPX5 (Splash-proof, not submersible)
Country of Origin	China

10. WARRANTY AND SUPPORT

This product comes with a warranty. Please refer to the warranty card included with your instruction manual for details on coverage and duration. For product support, inquiries, or service requests, please contact Ya-man customer service through their official website or the contact information provided in the warranty documentation.