

## wedoking Tiny Hidden Buds

# wedoking Smallest Invisible Sleep Earbuds User Manual

Model: Tiny Hidden Buds

## INTRODUCTION

The wedoking Tiny Hidden Buds are designed to provide a comfortable and discreet audio experience, especially for sleeping and side sleepers. These wireless earbuds offer effective noise blocking and seamless Bluetooth connectivity, making them suitable for various daily activities.

Key features include a tiny, lightweight design with soft silicone ear tips for a secure and comfortable fit, even for smaller ear canals. They are engineered to block external noise and offer extended playtime with their charging case.

## WHAT'S IN THE BOX

- 1 pair Wireless Earbuds
- 1 x Charging Case
- 3 pair L/M/S Short & Long Earbud Caps
- 3 x L/M/S Eartips
- Cable
- User Manual





Image: The wedoking Tiny Hidden Buds, showing the earbuds, open charging case, and various ear tip sizes included in the package.

## SETUP

### 1. Charging the Earbuds and Case

Before first use, fully charge the earbuds and the charging case. Place the earbuds into the charging case. Connect the provided charging cable to the case and a power source. The indicator lights on the case will show the charging status. A full charge provides approximately 4-5 hours of playtime for the earbuds, with the charging case extending total playtime up to 24 hours.

# 24H ALL DAY LONG PLAYTIME

**4-5Hrs**

**Single Charge**

**20Hrs**

**With Charging Case**



Image: The wedoking charging case with earbuds, illustrating the 4-5 hours single charge and 20 hours with charging case battery life.

## 2. Pairing with Your Device

1. Ensure the earbuds are charged and inside the charging case.
2. Open the charging case. The earbuds will automatically enter pairing mode.
3. On your device (smartphone, tablet, etc.), go to Bluetooth settings and turn Bluetooth on.
4. Search for "wedoking Tiny Hidden Buds" or a similar name in the list of available devices.
5. Select the earbuds to connect. Once connected, you will hear an audio prompt, and the indicator lights on the earbuds may change.

The earbuds utilize Bluetooth 5.2 for seamless and stable connectivity with both iOS and Android devices.

## 3. Achieving the Best Fit

The earbuds come with 3 sizes of soft silicone ear tips and ear caps to ensure a comfortable and secure fit. Experiment with different sizes to find the one that provides the best seal and comfort for your ears. A proper fit is crucial for effective noise blocking and sound quality.

# LIGHTWEIGHT & SOFT

**3 Size Extra-soft Silicon Earbud Tips for  
A Perfect Fit Even with Smaller Ear Canals.**



Image: Close-up of the wedoking Tiny Hidden Buds, highlighting the lightweight design and the three sizes of extra-soft silicone earbud tips for a perfect fit.

## OPERATING THE EARBUDS

### 1. Basic Functions

The wedoking Tiny Hidden Buds are designed for simplicity, especially for sleep. They do not feature touch controls or low battery alerts to ensure an undisturbed experience. Once connected, audio playback is controlled directly from your paired device.

### 2. Noise Blocking

These earbuds provide effective passive noise blocking up to 24dB. The ergonomic design and soft silicone ear tips create a gentle seal in your ear, which physically blocks external noise. Please note that these earbuds do not feature Active Noise Cancelling (ANC) technology.

# NOISE BLOCKING

A Soft Fin Fits Snugly in The Ridge of Your Ear.



Image: A person sleeping comfortably with the wedoking Tiny Hidden Buds, demonstrating the noise-blocking feature and soft fin design that fits snugly in the ear.

### 3. Single Earbud Use

Each earbud can be used independently. Simply take one earbud out of the charging case, and it will connect to your device. This feature is useful for situations where you need to remain aware of your surroundings while still enjoying audio.



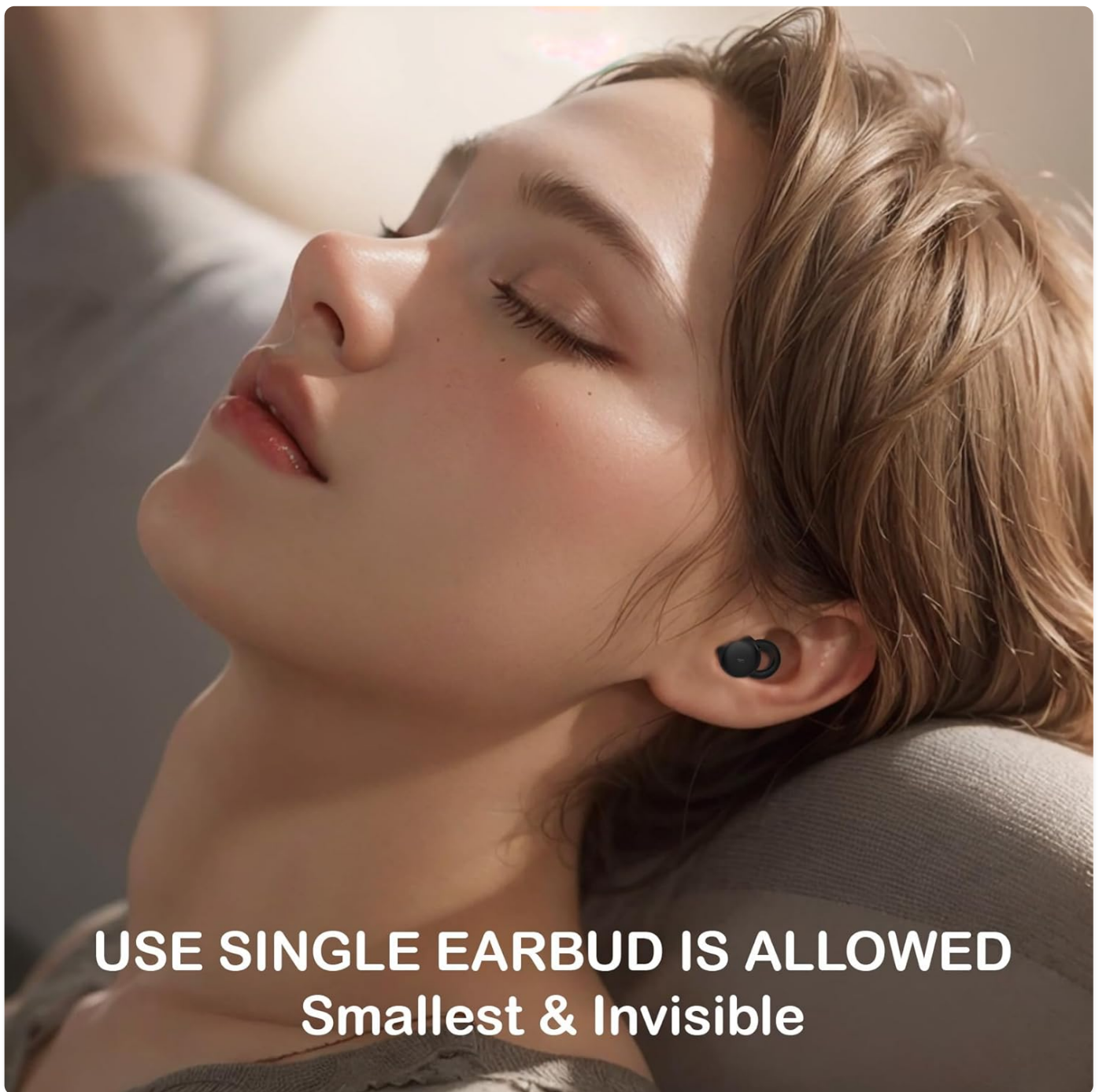


Image: A person wearing a single wedoking Tiny Hidden Bud, illustrating the ability to use a single earbud for discreet listening.

## MAINTENANCE

---

### 1. Cleaning

Regularly clean your earbuds and charging case to maintain optimal performance and hygiene. Use a soft, dry, lint-free cloth to wipe the earbuds and charging contacts. For the silicone ear tips, you can remove them and gently wash them with mild soap and water, ensuring they are completely dry before reattaching.

### 2. Water Resistance

The wedoking Tiny Hidden Buds are rated IPX6 water and sweat resistant. This means they can withstand light rain and sweat from workouts. However, they are not designed for submersion in water. Avoid exposing them to strong jets of water or prolonged immersion.

## Lightweight & Water Resistance

*These earphones provide IPX6 water and sweat resistance that you can easily use during sports and workouts.*



Image: The wedoking Tiny Hidden Buds with water splashes, illustrating their IPX6 water and sweat resistance for use during sports and workouts.

### 3. Storage

When not in use, store the earbuds in their charging case to protect them and ensure they are charged for your next use. Store in a cool, dry place away from extreme temperatures.

### TROUBLESHOOTING

| Problem                           | Possible Cause  | Solution   |
|-----------------------------------|---|--|
| Earbuds not charging              | Poor contact with charging pins; case battery low; dirty charging contacts. | Ensure earbuds are correctly seated in the case. Charge the case. Clean charging contacts on both earbuds and case with a dry cotton swab. |
| Cannot pair with device           | Earbuds not in pairing mode; Bluetooth off on device; interference.         | Ensure earbuds are out of the case and in pairing mode. Turn Bluetooth off and on again on your device. Move closer to your device.        |
| Sound is intermittent or cuts out | Distance from device; interference; low earbud battery.                     | Reduce distance between earbuds and device. Avoid strong electromagnetic interference. Recharge earbuds.                                   |
| One earbud not working            | Low battery; connection issue; earbud not properly seated in case.          | Ensure both earbuds are fully charged. Place both earbuds back in the case, close it, then reopen to re-establish connection.              |
| Poor sound quality                | Improper fit; dirty ear tips/grilles.                                       | Adjust earbud position and try different ear tip sizes for a better seal. Clean ear tips and grilles.                                      |

### SPECIFICATIONS

| Feature                 | Detail                   |
|-------------------------|--------------------------|
| Model Name              | Buds for Sleeping        |
| Connectivity Technology | Wireless (Bluetooth 5.2) |
| Bluetooth Range         | 10 Meters                |

| Feature                             | Detail                                    |
|-------------------------------------|---|
| Battery Life (Single Charge)        | Up to 4-5 hours                           |
| Total Playtime (with Charging Case) | Up to 24 hours                            |
| Material                            | Plastic, Silicone                         |
| Water Resistance Level              | IPX6 Water Resistant                      |
| Noise Control                       | Sound Isolation (Passive Noise Blocking)  |
| Control Method                      | No touch controls (controlled via device) |
| Item Weight                         | 3.84 ounces (109 Grams)                   |
| Product Dimensions                  | 0.39 x 0.51 x 0.67 inches                 |
| UPC                                 | 768420512205                              |



## WARRANTY AND SUPPORT

For detailed warranty information and customer support, please refer to the official wedoking website or contact their customer service directly. You can also find additional information in the comprehensive User Manual PDF provided with your product.




**Official User Manual (PDF):** [Download PDF](#)  
**Visit the wedoking Store:** [wedoking Amazon Store](#)



### Related Documents - Tiny Hidden Buds

|   |   |
|---|---|
|  | <p><a href="#">OCC T18 True Wireless Sports Earbuds User Manual</a></p> <p>Comprehensive user manual for OCC T18 True Wireless Sports Earbuds, detailing setup, Bluetooth connection, functions, charging, device compatibility, and safety precautions.</p>                              |
|  | <p><a href="#">Golden Sound Sleep Buds Operation Guide</a></p> <p>Learn how to use your Golden Sound Sleep Buds, featuring Sleep, Game, Music, ANC, and Transparent modes. This guide covers pairing, controls, charging, and troubleshooting for optimal sleep and audio experience.</p> |



|   |  |
|---|--|
|   | <p><a href="#">Wedoking Sleep True Wireless Bluetooth Headset Quick Start Guide</a></p> <p>A quick start guide for the Wedoking Sleep True Wireless Bluetooth Headset, covering setup, charging, pairing, and troubleshooting.</p>   |
|  | <p><a href="#">occiam T9 True Wireless Sports Earbuds User Manual</a></p> <p>User manual for the occiam T9 True Wireless Sports Earbuds, covering setup, usage, charging, and maintenance.</p>   |
|   | <p><a href="#">MY002 Wireless Bluetooth Earbuds User Manual</a></p> <p>User manual for the MY002 wireless Bluetooth earbuds, detailing product introduction, wireless pairing steps, functional operation, and important safety information.</p>   |
|  | <p><a href="#">Noise Aura Buds User Manual: Features, Specifications, and Operation</a></p> <p>Comprehensive user manual for Noise Aura Buds, covering package contents, detailed specifications, power and pairing instructions, reset procedures, charging guidance, touch controls, warranty information, and safety precautions.</p> |