

SwitchBot W2400000

SwitchBot Curtain 3 (Rod) Instruction Manual

Model: W2400000 | Brand: SwitchBot

INTRODUCTION

The SwitchBot Curtain 3 is an automatic curtain opener designed to effortlessly upgrade your existing curtains. This device offers enhanced performance, quiet operation, and multiple control options to integrate seamlessly into your smart home ecosystem. It is suitable for various rooms including bedrooms, living rooms, offices, and baby rooms.

WHAT'S IN THE BOX

- Main Unit x 1
- Hook Pair (Rod) x 1
- Type-C Cable x 1
- Beads Fixer (beads installed) x 1
- Magnet Attachment (for positioning) x 1

SETUP AND INSTALLATION

Setting up your SwitchBot Curtain 3 is a straightforward process, requiring no special tools or modifications to your existing curtain setup. Follow these simple steps to get started:

1. **Attach the Device:** Hang the main unit onto your curtain rod. The device is designed to snap securely onto the rod.
2. **Install Positioning Magnets:** Place the provided positioning magnets on your curtain rod. These magnets help the device accurately determine its open and closed positions, eliminating the need for repeated calibration.
3. **Connect to App:** Download the SwitchBot app on your smartphone. Follow the in-app instructions to connect your SwitchBot Curtain 3.

The SwitchBot Curtain 3 is widely compatible with various curtain rod types, including extendable rods, back tab, grommet, tab top, and ring top curtains. Please note that if the diameter of the extendable area of your rod is less than 5/8 inch, this device will not be compatible.



Image: The SwitchBot Curtain 3 device with a visual representation of its simple 3-step setup process.


Make all your curtains smart **in just seconds.**



Image: Hands demonstrating how the SwitchBot Curtain 3 attaches to a curtain rod, highlighting its compatibility with various rod diameters.

Widely compatible.

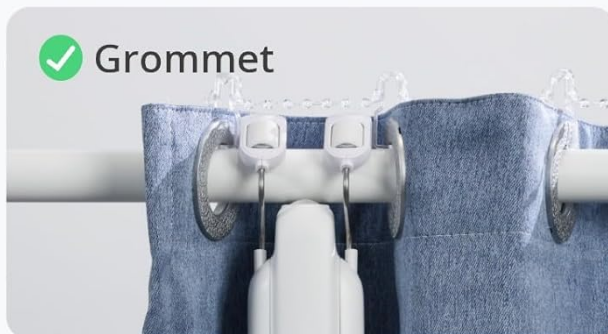
✓ Extendable Rod




✓ Back Tab



✓ Grommet



✓ Tab Top



✓ Ring Top




Image: Visual examples of the SwitchBot Curtain 3's compatibility with different curtain styles, including extendable rod, back tab, grommet, tab top, and ring top.



Image: A three-step visual guide illustrating the installation process of the SwitchBot Curtain 3 on a curtain rod.

OPERATING INSTRUCTIONS

The SwitchBot Curtain 3 offers multiple convenient ways to control your curtains:

- **App Control:** Use the SwitchBot app to open, close, or set a custom open percentage for your curtains.

- **Scheduled Operation:** Set custom schedules within the app for fully automated curtain movements throughout the day.
- **Voice Control:** With a SwitchBot Hub (sold separately), you can use voice commands via Alexa, Google Home, SmartThings, Siri Shortcuts, and IFTTT.
- **Touch & Go:** Gently pull your curtains, and the SwitchBot Curtain 3 will automatically take over and complete the movement.
- **Remote Control:** A separate remote control can be purchased for direct control.

The device features a Silent Mode, operating below 25dB, allowing for slower and quieter curtain movements, ideal for undisturbed sleep or sound-sensitive individuals.

Now even quieter with **QuietDrift™**.

Opens like natural sunlight at just 5mm/s.




Image: An overview of the various control methods available for the SwitchBot Curtain 3, including app, voice, timers, touch & go, remote, and light sensor.

A stronger kind of thrust.

Easily push curtains up to **15 kg**.

Up to
33
lbs



Image: Demonstrates the integration of SwitchBot Curtain 3 with Apple HomeKit via SwitchBot Hub 2, allowing control through the Home App and Apple Watch.

A game changer for smart curtains.

Simple, no-nonsense installation.



Other Smart Curtains



SwitchBot Curtain 3

Image: A comparison chart illustrating the low noise level (25dB) of the SwitchBot Curtain 3 in Silent Mode compared to other motorized curtains and whispering sounds.

MAINTENANCE

The SwitchBot Curtain 3 is designed for long-lasting performance with minimal maintenance. It features an 8-month battery life on a single charge. For continuous power, a solar panel accessory (sold separately) can be attached, eliminating the need for manual charging.

The upgraded high-performance motor is capable of moving heavy curtains up to 15KG (33 lbs), ensuring smooth operation even with thick curtain materials.

Bigger battery life, less stress.



**8-Month
Battery**



**Endless
Power**

(Solar Panel sold separately)

Image: Highlights the 8-month battery life of the SwitchBot Curtain 3 and the option for endless power with a separately sold solar panel.

Multiple Control Options



App



Voice



Timers



Touch & Go



Remote



Light Sensor

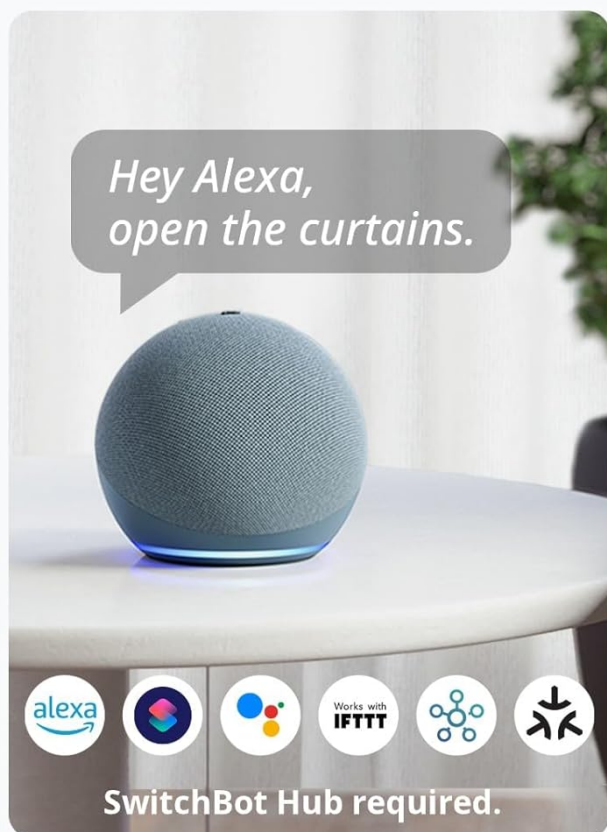


Image: Illustrates the powerful motor of the SwitchBot Curtain 3, capable of pushing curtains weighing up to 33 lbs (15 kg).

TROUBLESHOOTING

If you encounter any issues with your SwitchBot Curtain 3, please refer to the comprehensive user manual for detailed troubleshooting steps. A digital copy of the user manual can be found [here](#).

SPECIFICATIONS



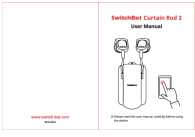
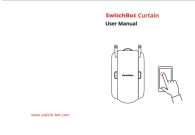


Product Dimensions	9.45 x 2.36 x 2.36 inches
Item Weight	1.94 pounds
Item Model Number	W2400000
Batteries	1 AAA batteries required (included)
Manufacturer	Wonderlabs
Color	White

Special Feature	Ergonomic
Max Number of Supported Devices	1
Compatible Devices	Various Smart Home Devices and Systems

WARRANTY AND SUPPORT

For information regarding product warranty, technical support, and additional resources, please visit the official SwitchBot Brand Store. You can access the store [here](#).

Related Documents - W2400000

	<p>SwitchBot Curtain Rod 3 User Manual: Installation and Operation Guide</p> <p>Comprehensive user manual for the SwitchBot Curtain Rod 3, covering package contents, preparation, track compatibility, installation for various curtain types, magnet attachment, calibration, control methods, device settings, charging, firmware updates, specifications, warranty, and regulatory information.</p>
	<p>SwitchBot Curtain U Rail 3 User Manual: Installation, Setup, and Operation</p> <p>Comprehensive user manual for the SwitchBot Curtain U Rail 3. Learn how to install, set up, control, and troubleshoot your smart curtain opener. Includes specifications, warranty, and support information.</p>
	<p>SwitchBot Curtain Rod 2 User Manual - Setup, Installation & Control Guide</p> <p>Comprehensive user manual for the SwitchBot Curtain Rod 2 (Model W0701600). Learn how to install, set up, control, and troubleshoot your smart curtain opener. Includes specifications, warnings, and warranty information.</p>
	<p>SwitchBot Curtain User Manual: Smart Home Automation for Your Window Coverings</p> <p>This user manual provides comprehensive instructions for the SwitchBot Curtain, covering installation, setup, app control, voice commands, scheduling, and smart home integration for automated window coverings. Learn to enhance your home environment with effortless curtain automation.</p>
	<p>SwitchBot MeterTH S1 Thermometer and Hygrometer User Manual</p> <p>User manual for the SwitchBot MeterTH S1, a wireless thermometer and hygrometer. Learn about package contents, installation, features, specifications, and troubleshooting.</p>
	<p>SwitchBot Bot User Manual: Smart Button Pusher Guide</p> <p>Comprehensive user manual for the SwitchBot Bot, detailing setup, installation, operation modes, voice commands, connectivity, specifications, safety, and warranty information for this smart home automation device.</p>