

Glocusent GLCSNTA2001

Glocusent Posh Premium Book Light

User Instruction Manual

INTRODUCTION

Thank you for choosing the Glocusent Posh Premium Book Light. This advanced reading light is designed to provide optimal illumination for various reading environments, ensuring eye comfort and convenience. Featuring a dual-row 16-LED design, multiple brightness levels, and adjustable color temperatures, it offers a personalized reading experience. Its powerful rechargeable battery and integrated timer function make it an ideal companion for both leisure and focused reading.



Figure 1: Glocusent Posh Premium Book Light and its packaging.

What's in the Box

Upon unboxing your Glocusent Posh Premium Book Light, please ensure all the following items are present:

- 1 x Posh Premium Book Light
- 1 x Type-C Cable (24 inches)
- 1 x User Manual (this document)
- 1 x Bookmark



Figure 2: Included components of the Posh Premium Book Light.

PRODUCT FEATURES

- **Advanced 16-LED Dual-Row Design:** Equipped with 16 high-quality LED beads arranged in a dual-row configuration for maximum brightness and even light distribution without harsh edges.
- **5 Brightness Levels:** Easily adjust the light intensity to suit your preference and environment.
- **3 Color Temperatures:** Choose from 1800K (Amber for blue light reduction, ideal for bedtime reading), 3400K (Mild for leisure reading), and 6000K (Natural for focus during work or study).
- **Long-Lasting 1000mAh Rechargeable Battery:** Provides up to 160 hours of illumination on the lowest setting, ensuring extended use without frequent recharging.
- **30-Minute Auto-Off Timer:** A convenient feature that automatically turns off the light after 30 minutes, perfect for falling asleep while reading.
- **Wide-Opening & Stable Clamp:** Designed to securely attach to various surfaces, including books, e-readers, laptop screens, desks, and headboards.
- **Portable and Lightweight:** Weighing only 2.08 ounces (59 grams), it is highly portable for travel and on-the-go use.

16 LEDs Dual-row Design



5 Brightness Levels



Glocusent

**LED
BEADS 16**



**7 LED
BEADS**

Others



Figure 3: The 16-LED dual-row design ensures even illumination.



Figure 4: Internal view of the double row LED arrangement.

3 Color Temperatures

1800K / 3400K / 6000K



Bed Reading(1800K)



Casual Reading(3400K)



Working(6000K)

Figure 5: Three available color temperatures for various reading needs.

SETUP

The Glocusent Posh Premium Book Light is designed for quick and easy setup:

1. **Unpack:** Remove the book light and all accessories from the packaging.
2. **Charge (Initial):** For optimal performance, fully charge the device before first use. Refer to the "Charging" section for

instructions.

3. **Attach:** Open the wide-opening clamp and securely attach it to your book, e-reader, laptop screen, desk, or headboard. Ensure the clamp has a firm grip.
4. **Adjust:** Utilize the flexible gooseneck to position the light head directly over your reading material, ensuring the light beam covers the desired area evenly.



Figure 6: The stable clamp allows versatile attachment.

OPERATION

Operating your Glocusent Posh Premium Book Light is intuitive:



Figure 7: Control buttons and indicators on the book light.

1. **Power On/Off:** Press the **Power Button** (usually marked with a power symbol) to turn the light on or off.
2. **Adjust Brightness:** While the light is on, press the **Brightness Adjustment Button** (often marked with +/- or a single button for cycling) to cycle through the 5 available brightness levels.
3. **Change Color Temperature:** Press the **Color Temperature Button** (often marked with a sun or color icon) to switch between the 1800K (Amber), 3400K (Mild), and 6000K (Natural) settings.
4. **Activate 30-Minute Timer:** Long press the **Power Button** to activate the 30-minute auto-off timer. A small indicator light (Timer Indicator) will illuminate to confirm the timer is active. The light will automatically turn off after 30 minutes.

CHARGING

The Glocusent Posh Premium Book Light features a powerful 1000mAh rechargeable battery. To charge the device:

1. Locate the Type-C charging port on the device.
2. Connect the provided 24-inch Type-C cable to the book light's charging port.
3. Connect the other end of the Type-C cable to a compatible USB power source (e.g., computer USB port, wall adapter, power bank). Note: A wall adapter is not included.
4. The charging indicator light will show the charging status. Typically, it will be red while charging and turn green or off when fully charged.
5. A full charge provides up to 160 hours of use on the lowest brightness setting.

Up to **160hrs** Wireless Reading

USB-C Rechargeable



Figure 8: USB-C charging and battery capacity.

CARE AND MAINTENANCE

To ensure the longevity and optimal performance of your book light:

- **Cleaning:** Wipe the surface of the light with a soft, dry cloth. Do not use abrasive cleaners or solvents.
- **Storage:** Store the book light in a cool, dry place away from direct sunlight and extreme temperatures.

- **Battery Care:** If not used for extended periods, charge the battery at least once every three months to maintain its health.
- **Avoid Water:** The device is not waterproof. Avoid exposure to water or high humidity.

TROUBLESHOOTING

Problem	Possible Cause	Solution
Light does not turn on.	Battery is depleted.	Charge the book light using the provided Type-C cable.
Light flickers or is dim.	Low battery.	Recharge the book light.
Cannot change brightness or color.	Buttons not pressed correctly or device malfunction.	Ensure you are pressing the correct buttons firmly. If the issue persists, try resetting the device by fully discharging and recharging it.
Light does not charge.	Faulty cable, power source, or charging port.	Try a different Type-C cable or USB power source. Ensure the charging port is clean and free of debris.

SPECIFICATIONS

Feature	Detail
Model Name	Book Light
Model Number	GLCSNTA2001
Light Source Type	LED (16 LEDs)
Brightness	30 Lumen (Max)
Color Temperatures	1800K (Amber), 3400K (Mild), 6000K (Natural)
Brightness Levels	5
Battery Capacity	1000mAh Lithium Metal (included)
Max Run Time	Up to 160 hours (on lowest setting)
Charging Port	USB Type-C
Cable Length	24 Inches
Product Dimensions	11.6"D x 1.3"W x 1.7"H (29.46 x 3.3 x 4.32 cm)
Item Weight	2.08 ounces (59 Grams)
Material	Acrylonitrile Butadiene Styrene (Plastic)
Finish Type	Matte
Switch Type	Push Button
Special Feature	Cordless, 30-min Timer

Feature	Detail
Water Resistance Level	Not Water Resistant
Voltage	5 Volts (DC)
Color Rendering Index (CRI)	95.00
Certifications	FCC, CE, RoHS, PSE & C-TICK approved

WARRANTY AND SUPPORT

Glocusent is committed to providing high-quality products and excellent customer service.



- **Happiness Promise:** We offer a 30-day happiness promise for your satisfaction.
- **Product Coverage:** Your Glocusent Posh Premium Book Light is covered by a 24-month warranty from the date of purchase.
- **Customer Service:** For any questions, concerns, or support needs, please contact Glocusent customer service. Refer to the product packaging or the official Glocusent website for contact information.



IMPORTANT SAFETY INFORMATION

- Do not disassemble, repair, or modify the device.
- Keep away from extreme temperatures, direct sunlight, and open flames.
- Do not expose to water or other liquids.
- Keep out of reach of children.
- Dispose of the product responsibly according to local regulations.


© 2024 Glocusent. All rights reserved.

Related Documents

	<p>Glocusent 16LEDs Clip-on Mini Book Light: User Manual and Specifications</p> <p>Comprehensive user guide and technical specifications for the Glocusent 16LEDs Clip-on Mini Book Light. Discover its features including 16 LEDs, 3 color modes (amber, warm, natural), 5 brightness levels, and up to 80 hours of battery life. Learn operation, charging, and maintenance.</p>
	<p>Glocusent Willow Head Book Light - User Guide and Specifications</p> <p>Detailed information about the Glocusent Willow Head Book Light, including product features, specifications, instructions, and company information. Learn how to use, charge, and care for your book light.</p>

	<p>Glocusent Upgraded LED Neck Reading Light: User Guide, Features, and Specifications</p> <p>Explore the Glocusent Upgraded LED Neck Reading Light. This guide provides detailed instructions on operation, charging, and specifications, along with insights into the product's design and company philosophy. Features adjustable brightness and color temperatures for optimal reading comfort.</p>
	<p>Glocusent Innovative Tri-Head Book Light - Features, Instructions, and Specifications</p> <p>Discover the Glocusent Tri-Head Book Light. Learn about its innovative design, adjustable brightness and color temperatures, charging instructions, specifications, and company philosophy. Perfect for readers seeking comfortable and customizable lighting.</p>

Documents - Glocusent – GLCSNTA2001

	<p>[pdf] User Manual Catalog</p> <p>A20 60 × 90 mm 0318 DAFRRHtz9dQ BAEPJbdcCDU Lilo User Manual Glocusent Posh Premium Book Light for Reading in Bed with Timer 16 LED Rechargeable Runs 160hrs 1800K Eyecaring Clip on 3 Colors 5 Brightness Levels Perfect Readers C1qQ1ebHLIL m media amazon images I catalogue English Deutsch Franais Italiano Espaol About Glocusent Service Contact 1-6 7-10 11-14 ... reen light will turn on when the reading light is fully charged. 5 Product Specifications Model GLCSNTA2001 Brightness Levels 5LM - 30LM Color Temperature 1800K, 3200K, 6000K Battery Lithium ...</p> <p>lang:en score:38 filesize: 4.91 M page_count: 30 document date: 2023-06-16</p>
---	--