

VASAGLE ULGT026W01

VASAGLE ULGT026W01 Entryway Console Table Instruction Manual

Model: ULGT026W01 | Brand: VASAGLE

INTRODUCTION

The VASAGLE ULGT026W01 Entryway Console Table is a modern and functional piece designed to enhance various living spaces. Featuring a sleek tempered glass tabletop and a sturdy steel frame, this table offers both elegance and practical utility. Its slim design and adjustable feet ensure stability and adaptability to different environments.


SAFETY INFORMATION

To ensure safe use of your VASAGLE ULGT026W01 Entryway Console Table, please observe the following guidelines:


- **Maximum Weight Capacity:** The tempered glass top and steel frame are designed to support up to 30 kg (66 lbs). Do not exceed this weight limit to prevent damage or injury.
- **Anti-Tip Kit:** An anti-tip kit is included to secure the table to the wall, preventing accidental tipping. It is highly recommended to install this kit, especially in households with children or pets.
- **Adjustable Feet:** The table is equipped with adjustable feet to compensate for uneven floors, ensuring stability and preventing wobbling.



Anti-Tip Kit for Added Safety



Buffer Pads for Noise Reduction



Leveling Feet for More Stability

Image showing the anti-tip kit, buffer pads, and adjustable leveling feet for enhanced safety and stability.

PARTS LIST

Before assembly, please verify that all components listed below are present and undamaged. Refer to the included accessory kit for specific hardware.

- Console Table Frame (Steel)
- Tempered Glass Top
- Accessory Kit (contains screws, bolts, adjustable feet, buffer pads)
- Anti-Tip Kit
- Instruction Manual

SETUP AND ASSEMBLY

The VASAGLE ULGT026W01 Entryway Console Table is designed for easy and straightforward assembly. Follow the clear instructions and use the numbered parts provided in your package.

Tools Required:

- Basic assembly tools (e.g., screwdriver, Allen key - not included unless specified in accessory kit)

General Assembly Steps:

1. Unpack all components and lay them out on a clean, soft surface to prevent scratches.
2. Attach the table legs to the main frame using the provided hardware from the accessory kit. Ensure all connections are secure.
3. Carefully place the tempered glass top onto the frame. Ensure it is properly seated and any included buffer pads are positioned to prevent movement.
4. Install the anti-tip kit by securing one end to the table frame and the other to a wall stud, following the specific instructions in the anti-tip kit package.
5. Adjust the leveling feet at the bottom of each leg to ensure the table is stable and does not wobble.

High Load Capacity

Tempered glass plus sturdy steel ensure a max load of 66 lb (30 kg)



Image illustrating the overall dimensions of the console table (13.8"D x 39.4"W x 31.5"H) to aid in placement during setup.

OPERATING INSTRUCTIONS

The versatile design of the VASAGLE ULGT026W01 Console Table allows it to be used in various settings and for multiple purposes:

- **Entryway Table:** Ideal for holding keys, mail, decorative items, or a small lamp.
- **Sofa Table:** Position behind a couch to provide a surface for drinks, books, or remote controls.
- **Display Table:** Showcase plants, photo frames, or cherished heirlooms.
- **Space-Saving Solution:** Its slim profile makes it suitable for narrow hallways, bedrooms, or small living areas.

VASAGLE

by SONGMICS HOME



Image depicting the console table used as an entryway table, adorned with decorative vases and a small stool.



Image showing the console table placed behind a sofa, holding decorative items and storage bins.

Quality Tempered Glass

Sturdy, durable, and elegant



0.2" (5 mm) Thick



Easy to Clean

Image illustrating the console table in a bedroom setting, used as a minimalist display surface.

MAINTENANCE

Regular maintenance will help preserve the appearance and longevity of your console table.

- **Tempered Glass Top:** The 5 mm thick tempered glass is easy to clean. Use a soft, damp cloth and a mild glass cleaner. Avoid abrasive materials that could scratch the surface.
- **Steel Frame:** Wipe the steel frame with a soft, dry cloth. Avoid harsh chemicals that may damage the finish.
- **Spills:** Promptly wipe up any spills to prevent stains, especially on the frame.

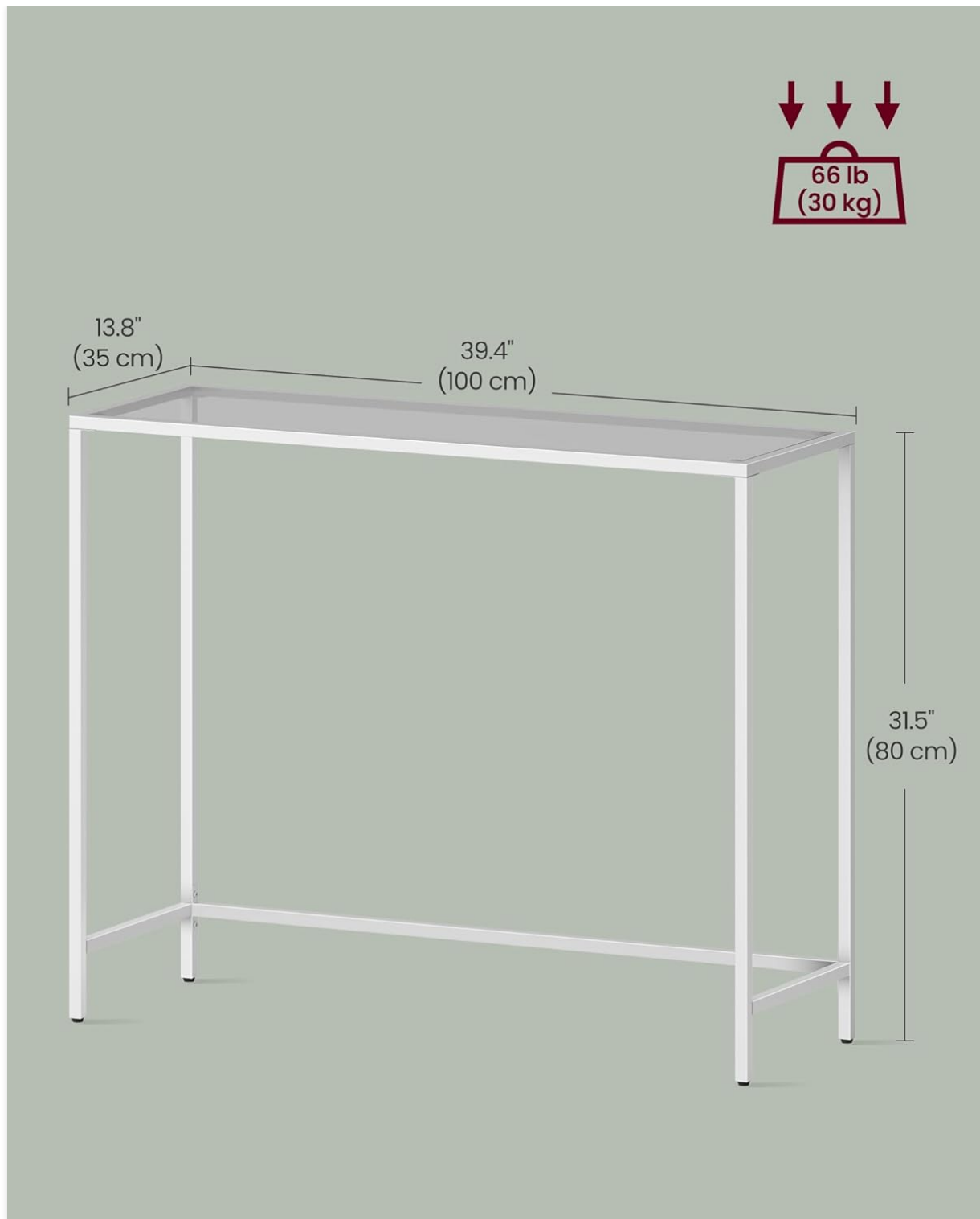


Image highlighting the quality of the 5mm thick tempered glass and its easy-to-clean surface.

TROUBLESHOOTING

If you encounter any issues with your console table, refer to the following common solutions:

- **Wobbling:** If the table is unstable, adjust the leveling feet located at the bottom of each leg until the table is firm and level.
- **Glass Movement:** Ensure the glass top is properly seated within the frame and that any included buffer pads are in place to prevent sliding.
- **Missing Parts or Damage:** If any parts are missing or damaged upon arrival, please contact customer support for assistance.

SPECIFICATIONS

Feature	Detail
Brand	VASAGLE
Model Number	ULGT026W01
Product Dimensions	13.8"D x 39.4"W x 31.5"H
Item Weight	16.3 Pounds
Maximum Weight Recommendation	66 Pounds (30 kg)
Frame Material	Steel, Glass
Top Material Type	Tempered Glass (5 mm thick)
Color	White (Pearl White and Slate Gray)
Required Assembly	Yes
Recommended Uses	Sofa Table, Entryway Table, Console Table
Indoor Outdoor Usage	Indoor

WARRANTY AND SUPPORT

Warranty: This product comes with a Limited Warranty. Please refer to your purchase documentation for specific terms and conditions regarding coverage and duration.

Customer Support: For any questions, concerns, or assistance with your product, including missing parts, assembly issues, or warranty claims, please contact VASAGLE customer support through the retailer where the product was purchased or visit the official VASAGLE website for contact information.