



[Manuals.plus](#) /

> [AIRROBO](#) /

> AIRROBO PC100 Robotic Pool Cleaner User Manual

AIRROBO PC100

AIRROBO PC100 Robotic Pool Cleaner User Manual

Model: PC100

INTRODUCTION

This manual provides comprehensive instructions for the safe and efficient operation, maintenance, and troubleshooting of your AIRROBO PC100 Robotic Pool Cleaner. Please read this manual thoroughly before using the device and retain it for future reference.

Kabelloses Design

Keine Kabel, keine Verwicklungen




Image: The AIRROBO PC100 Robotic Pool Cleaner, a compact and efficient device designed for autonomous pool cleaning.

PRODUCT OVERVIEW

The AIRROBO PC100 is a wireless robotic pool cleaner designed to efficiently clean the floor, walls, and waterline of various pool types. It features intelligent navigation and powerful suction for thorough cleaning.

Key Features:

- **Wireless Operation:** Eliminates tangled cables and hoses, offering hassle-free operation with a single button press.
- **Dual Cleaning Modes:** Automatically scrubs the pool floor, waterline, and walls.
- **Strong Suction & Fine Filtration:** Equipped with powerful suction, efficient motors, and active scrubbing brushes to remove dust, sand, and small debris. A 180 µm fine filter ensures effective debris capture.
- **Intelligent Navigation:** Utilizes automatic positioning and smart path planning for comprehensive zigzag cleaning.
- **Extended Battery Life:** Provides up to 150 minutes of cleaning, covering areas up to 288 m².
- **Automatic Parking:** The robot parks near the pool wall when the battery is low or a cleaning cycle is complete,

facilitating easy retrieval.

What's in the Box:

- AIRROBO PC100 Pool Cleaner
- Internal Filter
- Maintenance Tools
- Power Adapter
- Retrieval Hook

SETUP

1. **Charge the Device:** Before first use, fully charge the AIRROBO PC100 using the provided power adapter. Ensure the charging port is dry before connecting the adapter. The charging indicator will show the charging status.
2. **Prepare the Pool:** Ensure the pool is free of large debris that could obstruct the cleaner. The water temperature should be within the recommended operating range (typically 10°C to 35°C).
3. **Submerge the Cleaner:** Gently lower the cleaner into the pool. Tilt it slightly to allow air bubbles to escape until it sinks to the bottom. Ensure it is fully submerged before starting.

Intelligente Pfadplanung 10x effizienter

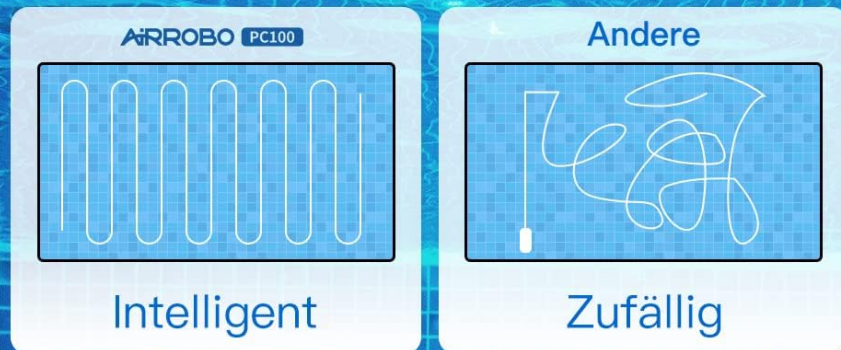


Image: The AIRROBO PC100 features a wireless design, eliminating the need for external cables during operation.

OPERATING INSTRUCTIONS

1. **Start Cleaning:** Once the cleaner is fully submerged, press the power button to initiate a cleaning cycle. The cleaner will begin its programmed cleaning path.
2. **Cleaning Modes:** The PC100 operates with two cleaning modes, automatically adjusting to clean the pool floor, walls, and waterline. It uses intelligent path planning for efficient coverage.
3. **Wall Climbing:** The cleaner is designed to climb pool walls up to a 90-degree angle to clean the waterline effectively.
4. **Automatic Parking:** Upon completion of a cleaning cycle or when the battery is low, the cleaner will automatically move to the nearest pool wall and park itself for easy retrieval.
5. **Retrieving the Cleaner:** Use the provided retrieval hook to gently pull the cleaner to the surface. Allow excess water to drain before lifting it out of the pool.

Experte für Wandklettern


Passt eng an Wände bis zu einem Winkel von 90 Grad



Image: The PC100 uses intelligent path planning for efficient and thorough cleaning in a zigzag pattern.

Lange Laufzeit

Geeignet für alle Arten von Pools



7800 mAh

Akku mit großer Kapazität

Image: The cleaner demonstrates its wall-climbing capability, adhering closely to walls for comprehensive cleaning.



Image: The robot automatically stops and parks itself at the side of the pool for easy retrieval after cleaning.

MAINTENANCE

Regular maintenance ensures optimal performance and extends the lifespan of your AIRROBO PC100.

1. **Clean the Filter:** After each cleaning cycle, remove the internal filter and rinse it thoroughly with clean water. Ensure all debris is removed from the 180 µm fine filter.
2. **Drain Water:** Before storing, ensure all water is drained from the cleaner. The quick water drainage feature assists in this process.
3. **Clean the Exterior:** Wipe down the exterior of the cleaner with a soft, damp cloth. Do not use harsh chemicals or abrasive materials.
4. **Inspect Brushes and Tracks:** Periodically check the scrubbing brushes and tracks for any trapped debris or wear. Clean or replace as necessary.
5. **Storage:** Store the cleaner in a cool, dry place away from direct sunlight and extreme temperatures. Ensure the

battery is partially charged before long-term storage.

Automatischer Stopp an der Seite



Image: The cleaner features a quick water drainage system, making it easy to remove water after use.

TROUBLESHOOTING

If you encounter issues with your AIRROBO PC100, refer to the following common problems and solutions:

Problem	Possible Cause	Solution
Cleaner does not start	Low battery; Power button not pressed correctly; Obstruction	Charge the battery fully; Ensure the power button is pressed firmly; Check for and remove any obstructions.
Poor cleaning performance	Clogged filter; Worn brushes; Large debris in pool	Clean the internal filter; Inspect and replace brushes if worn; Remove large debris manually before cleaning.

Problem	Possible Cause	Solution
Cleaner gets stuck	Obstruction; Uneven pool surface; Low battery	Remove any obstructions; Ensure the pool surface is suitable for robotic cleaners; Charge the battery.
Cleaner does not climb walls	Low battery; Slippery pool surface (algae); Worn tracks/brushes	Ensure battery is fully charged; Brush pool walls to remove algae; Inspect and replace tracks/brushes if worn.

If the problem persists, please contact AIRROBO customer support.

SPECIFICATIONS

Feature	Detail
Model Number	YM-EU-PC100-01
Dimensions (L x W x H)	42 x 39 x 21 cm
Weight	11.92 kg
Material	Plastic
Color	White
Power Source	Battery Powered
Battery Type	Lithium
Lithium Battery Capacity	68.48 Watt-hours
Battery Weight	460 Grams
Run Time	Up to 150 minutes
Cleaning Area	Up to 288 m ²
Filter Fineness	180 µm
Control Method	Push Button
Special Features	Wireless, Intelligent Navigation, Automatic Parking, Wall Climbing



Image: Visual representation of the PC100's 150-minute run time and ability to clean up to 288 m² with its 7800 mAh battery.

WARRANTY AND SUPPORT

AIRROBO provides a 1-year warranty service for the PC100 Robotic Pool Cleaner. For any questions, technical assistance, or warranty claims, please do not hesitate to contact AIRROBO customer support.

Please refer to your purchase documentation or the official AIRROBO website for specific contact details and warranty terms.

