

# iKF Solo Wireless Over Ear Headphones User Manual

Model: iKF Solo | Brand: iKF

## 1. PRODUCT OVERVIEW

The iKF Solo Wireless Over Ear Headphones are designed to provide an immersive audio experience with advanced features such as Active Noise Cancelling (ANC), HiFi stereo sound, and an extended battery life. These headphones are suitable for various activities including travel, work, and gaming, offering both wireless Bluetooth and wired connectivity options.



Image: iKF Solo Wireless Over Ear Headphones, showcasing their sleek offwhite design.

## 2. WHAT'S IN THE BOX

Upon unboxing your iKF Solo headphones, you will find the following components:

- iKF Solo Headphones
- USB Charging Cable
- Detachable External Microphone
- User Manual (this document)
- Storage Bag



Image: A visual representation of the iKF Solo headphone package contents, including the headphones, charging cable, external microphone, and storage bag.

## 3. KEY FEATURES

### 3.1 Active Noise Cancelling (ANC)

The iKF Solo headphones feature hybrid active noise cancelling technology, effectively reducing background noise by up to 52dB. This is ideal for environments such as flights, commutes, or busy offices. ANC levels can be adjusted via the iKF app.

# ADVANCED ACTIVE NOISE CANCELLATION

Filter out up to 95% of low-frequency ambient sound to ensure nothing distracts you from your music.



Image: A graphic demonstrating the principle of active noise cancellation, showing how ambient sound is filtered out.

## 3.2 HiFi Sound Quality

Equipped with 40mm silk diaphragm speakers, these headphones deliver powerful bass and clear treble, providing a high-fidelity audio experience. An immersive 3D surround sound movie mode is also available for enhanced entertainment.

# IMMERSIVE HIFI SOUND

iKF Solo headphones deliver exceptional HiFi sound with iKF professional audio spatial , providing a lifelike and crystal-clear audio experience, making every song come to life.



Image: An exploded view highlighting the 40mm speaker driver, emphasizing the Hi-Res Audio capability.

## 3.3 Extended Playback Time

Enjoy up to 130 hours of playtime with ANC off, or 95 hours with ANC on, ensuring prolonged use without frequent recharging. The headphones charge fully in approximately 2 hours.

# UP TO 130 HRS PLAY TIME

Enjoy extended hours of music, calls, and entertainment with our remarkable battery life of up to 130 hours, ensuring you can immerse yourself in high-quality sound for extended periods.



**130<sub>h</sub>**  
ANC Turn off

**95<sub>h</sub>**  
ANC Turn on

iKF Official Store

Image: A visual representation of the impressive battery life, indicating 130 hours with ANC off and 95 hours with ANC on.

## 3.4 Comfortable and Foldable Design

Soft protein leather ear cushions and memory foam padding provide a comfortable, pressure-free fit for extended wear. The lightweight and foldable design enhances portability and storage convenience.



# FOR ON-THE-GO CONVENIENCE

Designed for convenience and portability, iKF Solo feature a foldable design, making them easy to store in your bag or pocket. The adjustable and soft ear cushions ensure optimal comfort, allowing you to enjoy an unparalleled wearing experience anytime, anywhere.



Image: The iKF Solo headphones in their folded configuration, demonstrating their compact design for travel and storage, along with a detail of the soft, skin-friendly earcups.

## 3.5 Versatile Connectivity

Supports dual wireless (Bluetooth 5.3) and wired connections (AUX input, USB audio output). The detachable microphone ensures clear communication for calls and gaming.

## 4. SETUP GUIDE

### 4.1 Charging the Headphones

1. Connect the USB charging cable to the Type-C port on the headphones.
2. Plug the other end of the cable into a compatible USB power source (e.g., computer USB port, wall adapter).
3. The LED indicator will show charging status. A full charge takes approximately 2 hours.

## 4.2 Bluetooth Pairing

1. Ensure the headphones are powered off.
2. Press and hold the Power button until the LED indicator flashes, indicating pairing mode.
3. On your device (smartphone, tablet, computer), enable Bluetooth and search for available devices.
4. Select "iKF Solo" from the list of found devices to connect.
5. Once connected, the LED indicator will change to a steady light or turn off, depending on the model.

## 5. OPERATING INSTRUCTIONS

### 5.1 Headphone Controls

The iKF Solo headphones feature intuitive button controls for various functions:

## EFFORTLESS CONTROL

Easily adjust volume, play/pause music, answer calls, and activate different modes at your fingertips.


- 
- Tap:** Volume up  
**Long press:** Skip track forward
- Tap:** Volume down  
**Long press:** Skip track backward
- Tap:** Play/Pause  
**Double-tap:** Answer  
**Triple-tap:** Transparent touch mode  
**Quadruple-tap:** Hang up  
**Long press:** Reject
- Tap:** Music Mode/ANC Mode/  
Transparent Mode  
**Double-tap:** Movie Mode on/off  
**Triple-tap:** Game Mode on/off  
**Quadruple-tap:** Wake up voice assistant

Image: A detailed diagram showing the location and function of each control button on the iKF Solo headphones.

Action	Function
--------	----------



Action	Function
Tap (+)	Volume Up
Long press (+)	Skip Track Forward
Tap (-)	Volume Down
Long press (-)	Skip Track Backward
Tap (Play/Pause)	Play/Pause Music
Double-tap (Play/Pause)	Answer Call
Triple-tap (Play/Pause)	Transparent Touch Mode
Quadruple-tap (Play/Pause)	Hang Up Call
Long press (Play/Pause)	Reject Call
Tap (Mode Button)	Cycle Music Mode/ANC Mode/Transparent Mode
Double-tap (Mode Button)	Movie Mode On/Off
Triple-tap (Mode Button)	Game Mode On/Off
Quadruple-tap (Mode Button)	Wake Up Voice Assistant

## 5.2 Transparent Mode

The transparent mode allows you to hear your surroundings without removing your headphones, enhancing situational awareness. This can be activated via a triple-tap on the Play/Pause button or by cycling through modes with the Mode button.

# EASILY ENABLE TRANSPARENT MODE

iKF-Solo transparent mode feature can be easily activated with a simple touch, allowing you to have clear conversations and hear your surroundings without removing your headphones.



Image: A person demonstrating the activation of transparent mode by touching the ear cup, allowing them to hear their surroundings.

## 5.3 iKF App Customization

Personalize your listening experience by downloading the iKF app. The app allows you to:

- Adjust ANC strength.
- Switch between various listening modes (e.g., Noise Reduction, Transparent, Movie, Game).
- Control EQ settings for customized audio profiles.
- Enable dual device pairing for seamless switching between devices.

## 5.4 Product Demonstration Video

Watch this official video for a visual guide on the iKF Solo headphones' features and operation:

Video: An official product video showcasing the iKF Solo Hybrid Active Noise Cancelling Headphones, demonstrating features like ANC, transparent mode, Hi-Fi sound, and gaming latency.

## 6. MAINTENANCE

To ensure the longevity and optimal performance of your iKF Solo headphones, follow these maintenance guidelines:

- **Cleaning:** Use a soft, dry cloth to clean the exterior of the headphones. For ear cushions, gently wipe with a slightly damp cloth and allow to air dry completely before use. Avoid using harsh chemicals or abrasive materials.
- **Storage:** When not in use, store the headphones in the provided storage bag to protect them from dust and scratches. Store in a cool, dry place away from direct sunlight and extreme temperatures.
- **Charging:** Use only the provided USB charging cable or a certified equivalent. Avoid using chargers with power exceeding 24 watts or unverified fast chargers, as this may damage the battery.
- **Water Resistance:** These headphones are not water resistant. Avoid exposure to liquids, moisture, or high humidity.
- **Handling:** Handle the headphones with care. Avoid dropping them or subjecting them to strong impacts.

## 7. TROUBLESHOOTING

If you encounter issues with your iKF Solo headphones, refer to the table below for common problems and their solutions:

Problem	Possible Cause	Solution
Headphones do not power on	Low battery	Charge the headphones fully.
Cannot pair via Bluetooth	Headphones not in pairing mode; Device Bluetooth off; Interference	Ensure headphones are in pairing mode (flashing LED). Turn device Bluetooth off/on. Move closer to the device. Forget previous pairings on your device.
No sound or low volume	Volume too low; Incorrect audio source; Unpaired	Increase headphone and device volume. Ensure headphones are correctly paired/connected. Check audio output settings on your device.
Sound is choppy or cuts out	Distance from device; Interference; Low battery	Reduce distance between headphones and device. Avoid strong Wi-Fi signals or other Bluetooth devices. Charge the headphones.
ANC not working effectively	ANC not activated; Improper fit	Ensure ANC is turned on. Adjust headphone fit for a proper seal around your ears.
Microphone not working	Microphone not attached; Incorrect input device selected	Ensure the detachable microphone is securely plugged in. Check your device's audio input settings to select the headphone microphone.

## 8. PRODUCT SPECIFICATIONS







Feature	Specification
Model Name	iKF Solo
Noise Control	Active Noise Cancellation, Sound Isolation
Connectivity Technology	Bluetooth, Wired (AUX, USB Type-C)
Wireless Communication Technology	Bluetooth 5.3
Bluetooth Range	10 Meters
Audio Driver Type	Dynamic Driver
Audio Driver Size	40 Millimeters
Frequency Range	20 Hz - 40,000 Hz
Impedance	64 Ohm
Battery Life (ANC Off)	Up to 130 Hours
Battery Life (ANC On)	Up to 95 Hours
Charging Time	Approx. 2 Hours
Headphones Jack	Type-C
Material	Plastic
Weight	1.57 pounds
Ear Placement	Over Ear
Control Type	Button Control, App, Voice
Water Resistance Level	Not Water Resistant

## 9. WARRANTY AND SUPPORT

For detailed warranty information and customer support, please refer to the official iKF website or the comprehensive User Manual PDF provided with your product. You can typically find the PDF manual at the following link: [iKF Solo User Manual \(PDF\)](#).

For further assistance, please contact iKF customer service through their official channels.

## Related Documents - iKF Solo

	<p><a href="#">iKF Solo Smart Wireless Noise Cancelling Headphones User Manual</a></p> <p>Comprehensive guide for the iKF Solo smart wireless noise cancelling headphones, detailing features such as transparency mode, movie and game modes, Bluetooth pairing, button controls, noise cancellation options, charging, and after-sales service. Includes technical specifications and troubleshooting tips.</p>
	<p><a href="#">iKF T3 Headphones: Features and Operation</a></p> <p>Comprehensive user manual for the iKF T3 Hybrid Active Noise Cancelling Headphones. Learn about features like ANC, Hi-Fi/Pop-Rock/Game modes, Bluetooth pairing, app integration, charging, and button controls for this over-ear wireless headset.</p>
	<p><a href="#">iKF R2 Wireless Bluetooth Headphones User Manual &amp; Guide</a></p> <p>Comprehensive guide for iKF R2 wireless Bluetooth headphones, covering setup, features, app usage, button controls, and support. Learn how to connect, charge, and use your iKF R2 headphones.</p>
	<p><a href="#">iKF-Solo Wireless Headphones User Manual</a></p> <p>Official user manual for the iKF-Solo Wireless Headphones, covering setup, usage, features, specifications, troubleshooting, and warranty information.</p>
	<p><a href="#">iKF-King Pro Wireless Headset User Manual</a></p> <p>User manual for the iKF-King Pro wireless headset, covering setup, usage, features, specifications, troubleshooting, and warranty information.</p>
	<p><a href="#">iKF-King Wireless Headphones - User Manual &amp; Specifications</a></p> <p>Detailed user manual for the iKF-King wireless headset, covering setup, features, specifications, safety warnings, and warranty information. Learn how to connect, use, and maintain your iKF-King headphones.</p>