

manuals.plus /

› [eKids](#) /

› [eKids Bluey Bluetooth Headphones BU-B52 User Manual](#)

## eKids BU-B52

# eKids Bluey Bluetooth Headphones BU-B52 User Manual

Model: BU-B52 | Brand: eKids

## INTRODUCTION

This manual provides instructions for the safe and efficient use of your eKids Bluey Bluetooth Headphones, model BU-B52. Please read this manual thoroughly before operating the device and retain it for future reference.



*Image: Front view of the eKids Bluey Bluetooth Headphones, featuring Bluey-themed earcups and plush ears on the headband.*

## **SAFETY INFORMATION**

---

- **Volume Level:** The headphones are designed with a volume limit of 85 dB to protect hearing. Prolonged exposure to high volume levels can still cause hearing damage.
- **Choking Hazard:** Keep small parts and cables away from young children to prevent choking hazards.
- **Water Resistance:** This product is not water resistant. Avoid exposure to liquids.
- **Cleaning:** Use a soft, dry cloth for cleaning. Do not use liquid cleaners or aerosols.
- **Battery Safety:** Do not attempt to replace the internal lithium-ion battery. Dispose of the product according to local regulations.

## PACKAGE CONTENTS

---

Verify that all items are present in the package:

- eKids Bluey Bluetooth Headphones (Model BU-B52)
- 3.5mm Audio Cable
- USB Charging Cable (Micro USB to USB-A, typically)
- User Manual (this document)



*Image: Overview of the headphones highlighting features like adjustable headband, foldable design, comfortable ear cushions, and showing the included charging and line-in cables.*

## PRODUCT OVERVIEW

---

Familiarize yourself with the various parts and controls of your headphones:

- **Adjustable Headband:** Allows for a custom fit.
- **Soft Ear Cushions:** Provide comfort during use.
- **On-Ear Controls:** Buttons for power, volume, and playback (specific functions detailed in Operating Instructions).

- **Built-in Microphone:** For hands-free communication.
- **3.5mm Audio Jack:** For wired connection.
- **USB Charging Port:** For recharging the internal battery.
- **LED Indicator:** Displays power and pairing status.

## SETUP

---

### 1. Charging the Headphones

1. Locate the USB charging port on the headphones.
2. Connect the smaller end of the USB charging cable to the headphone's charging port.
3. Connect the larger end of the USB charging cable to a powered USB port (e.g., computer, USB wall adapter).
4. The LED indicator will illuminate during charging and turn off or change color when fully charged.
5. A full charge provides up to 37 hours of continuous Bluetooth playtime.

### 2. Powering On/Off

- **To Power On:** Press and hold the Power button until the LED indicator lights up.
- **To Power Off:** Press and hold the Power button until the LED indicator turns off.

### 3. Bluetooth Pairing (Wireless Mode)

1. Ensure the headphones are charged and powered off.
2. Press and hold the Power button for approximately 5-7 seconds until the LED indicator flashes rapidly (usually blue and red), indicating pairing mode.
3. On your device (smartphone, tablet, computer), enable Bluetooth and search for available devices.
4. Select "eKids Bluey Headphones" or "BU-B52" from the list of found devices.
5. Once paired, the LED indicator will typically flash slowly or turn solid blue.
6. The headphones will automatically attempt to reconnect to the last paired device when powered on.



Image: A visual comparison of wired mode (using a 3.5mm audio cable) and wireless mode (Bluetooth connection with up to 37 hours of battery life).

#### 4. Wired Connection (Aux Mode)

1. Ensure the headphones are powered off.
2. Connect one end of the included 3.5mm audio cable to the headphone's 3.5mm audio jack.
3. Connect the other end of the 3.5mm audio cable to the audio output jack of your device.
4. The headphones will function in wired mode, bypassing Bluetooth. No battery power is required for wired listening.

### OPERATING INSTRUCTIONS

---

The headphones feature integrated controls for ease of use.

#### 1. Volume Control

- Use the volume buttons located on the headphones to adjust the listening level.
- The headphones have a built-in volume limiter set at 85 dB for hearing protection.

#### 2. Music Playback (Bluetooth Mode)

- **Play/Pause:** Press the Play/Pause button once.
- **Next Track:** Press and hold the Volume Up button (or specific 'next' button if present).
- **Previous Track:** Press and hold the Volume Down button (or specific 'previous' button if present).

#### 3. Call Functions (Bluetooth Mode)

- **Answer/End Call:** Press the Play/Pause button once during an incoming call or active call.
- **Reject Call:** Press and hold the Play/Pause button during an incoming call.



- **Using the Microphone:** The built-in microphone activates automatically during calls.

## MAINTENANCE

- **Cleaning:** Wipe the headphones with a soft, dry, lint-free cloth. Do not use abrasive cleaners, alcohol, or chemical solvents.
- **Storage:** When not in use, store the headphones in a cool, dry place, away from direct sunlight and extreme temperatures. The foldable design allows for compact storage.
- **Battery Care:** To prolong battery life, avoid fully discharging the headphones frequently. Charge them regularly, even if not used for extended periods.

## TROUBLESHOOTING

Problem	Possible Solution
Headphones do not power on.	Ensure the headphones are fully charged. Connect to a power source using the USB charging cable.
Cannot pair via Bluetooth.	Ensure headphones are in pairing mode (LED flashing rapidly). Make sure Bluetooth is enabled on your device. Move the headphones closer to your device (within 10 meters). Turn off and on both the headphones and your device's Bluetooth. Forget the device from your device's Bluetooth settings and try pairing again.
No sound in wireless mode.	Check if the headphones are properly paired and connected to your device. Adjust the volume on both the headphones and your connected device. Ensure the media is playing on your device.
No sound in wired mode.	Ensure the 3.5mm audio cable is securely connected to both the headphones and your device. Test with a different 3.5mm audio cable if available. Check the volume on your connected device.
Microphone not working.	Ensure the headphones are connected via Bluetooth. The microphone does not function in wired mode. Check your device's audio input settings to ensure the headphones are selected as the microphone.

## SPECIFICATIONS

Model Number	BU-B52
Connectivity	Bluetooth (Wireless), 3.5mm Audio Jack (Wired)
Bluetooth Range	Up to 10 meters (33 feet)
Battery Type	Lithium Ion (included)

Battery Life	Up to 37 hours (Bluetooth playtime)
Sensitivity	85 dB (Volume Limited)
Frequency Range	20 Hz - 20,000 Hz
Weight	9.3 ounces (0.27 Kilograms)
Material	Plastic
Manufacturer	KIDdesigns





## WARRANTY AND SUPPORT



For warranty information or technical support, please refer to the documentation included with your purchase or visit the official eKids website. Contact details for customer service are typically available on the manufacturer's website. You can visit the eKids store at [eKids Amazon Store](#) for more information.



© 2023 eKids. All rights reserved. Bluey <sup>TM</sup> and character logos are trademarks of Ludo Studio Pty Limited 2018. Licensed by BBC Studios.

### Related Documents - BU-B52

	<p><a href="#">eKids B50 Bluetooth Headphones User Manual</a></p> <p>User manual for eKids B50 Bluetooth Headphones, providing instructions on setup, operation, controls, charging, pairing, and warranty information.</p>
	<p><a href="#">ekids B54 Series Wireless Headphones User Manual and Instructions</a></p> <p>Official user manual for the ekids B54 Series Wireless Headphones. Includes setup, operation, controls, charging, safety warnings, and regulatory information.</p>
	<p><a href="#">eKids B57 Series Bluetooth Wireless Headphones User Manual</a></p> <p>Comprehensive user manual for eKids B57 Series Bluetooth wireless headphones, covering setup, pairing, operation, charging, and warranty information.</p>
	<p><a href="#">eKids Bluetooth Karaoke Microphone with EZ Link Technology (Model: Di-B24EN.EXv1M) - User Guide</a></p> <p>User guide for the eKids Bluetooth Karaoke Microphone with EZ Link Technology (Model: Di-B24EN.EXv1M). Learn about setup, charging, Bluetooth connection, EZ Link app usage, controls, warranty, and troubleshooting.</p>

	<p><a href="#">eKids 554 Series Bluetooth Karaoke with EZ Link User Manual</a></p> <p>This manual provides instructions for the eKids 554 Series Bluetooth Karaoke with EZ Link, covering setup, operation, maintenance, and troubleshooting. Learn how to connect via Bluetooth, use USB mode, record audio, and utilize the EZ Link app for music playlists.</p>
	<p><a href="#">Pokémon Walkie Talkies PK-207.EXv24 User Guide</a></p> <p>User guide for the Pokémon Walkie Talkies PK-207.EXv24, featuring static-free extended range and an easy push-to-talk button. Includes setup, battery installation, and FCC compliance information.</p>

Documents - eKids – BU-B52

Print Form

CHILDREN'S PRODUCT CERTIFICATE

CERTIFICATE DATE: Mar 4, 2023

IDENTIFICATION OF PRODUCT COVERED BY THIS CERTIFICATE:

PRODUCT NAME / DESCRIPTION: Bluey Bluetooth Wireless Headphones

ITEM/STYLE/SKU NUMBER: BU-B52EX-32X

PO NUMBER: N/A

DATE AND PLACE OF MANUFACTURE:

MONTH / YEAR: March / 2023

CITY / COUNTRY OR ADMINISTRATIVE REGION: Shenzhen City, Guangdong, China

IDENTIFICATION OF U.S. MANUFACTURER OR IMPORTER CERTIFYING COMPLIANCE:

COMPANY NAME: KIDDEKIDS, Inc.

FULL MAILING ADDRESS: 1289 Main Street, Rahway, New Jersey 07065

TELEPHONE NUMBER (including country code): 201-574-9988

Check status of each CPSC-outlined standard, rule or regulation to which the product is certified:

☒ CPSC 1500 - Toy Gun Marking

☒ CPSC 1501 - Lead in Surface Coatings

☒ CPSC 1503.01-02 - Air Materials

☒ CPSC 1501.02 - CPSC Toy Hazard Labeling

☒ CPSC 1500.500 - Toxicology

☒ CPSC 1500.600 - Flammability in Toys

☒ CPSC 1500.604-606 - Sharp Pointed Edges

☒ CPSC 1507 - Electrical Toys

☒ CPSC 1501 - Small Parts

☒ CPSC 1503 - Flammability of Clothing Textiles

☒ CPSC 1511 - Flammability of Vinyl Plastic Film

☒ CPSC 1500.510 - Flammability of Child Sleepwear

☒ CPSC 301.700 - Contents with Toys

☒ CPSC 301.400 - Lead in Substances

☒ CPSC 301.100 - Toy Labeling

☒ CPSC 301.100 - ASTM F963 Toy Toy

☒ CPSC 301.100 - Flammable

☒ CPSC 301.100 - Lead & Phthalates

☒ Other

DATE AND THIRD-PARTY LAB WHERE PRODUCT WAS TESTED FOR COMPLIANCE:

MONTH / YEAR: March / 2023TESTING LABORATORY: Bureau Veritas - HK LabFULL MAILING ADDRESS: 3/F Pacific Trade Center, 1 Koi Wing Rd, Kowloon Bay, Kowloon, HKTELEPHONE NUMBER (a country code): 852-2321-0888

CONTACT INFORMATION FOR INDIVIDUAL MAINTAINING TEST RECORDS:

CONTACT NAME / COMPANY: David Storti / KIDDEKIDS, Inc.FULL MAILING ADDRESS: 1289 Main Street, Rahway, New Jersey 07065TELEPHONE NUMBER (a country code): 201-574-9988E-MAIL ADDRESS: David@kiddkids.com

[\[pdf\]](#) Declaration of Conformity Label

CERTIFICATE OF CONFORMITY Universal Orlando Certificate of Compliance eKids Bluey Bluetooth Headphones for Kids Wireless with Microphone Includes Aux Cord Volume Reduced Foldable School Home or Travel Electronics 91 JQfp0CcL m media amazon images I |||

CHILDREN S PRODUCT CERTIFICATE Print Form CERTIFICATE DATE: May 4, 2023 IDENTIFICATION OF PRODUCT COVERED BY THIS CERTIFICATE: PRODUCT NAME / DESCRIPTION: Bluey Bluetooth Wireless Headphones ITEM/STYLE/SKU NUMBER: **BU-B52**.EXv23X PO NUMBER: N/A DATE AND PLACE OF MANUFACTURE: MONTH / YEAR: March / 2...

lang:en score:13 filesize: 522.58 K page\_count: 1 document date: 2023-05-04