

## XTRIKE ME GK986

# XTRIKE ME GK986 Gaming Mechanical Keyboard User Manual

Model: GK986

## INTRODUCTION

This manual provides comprehensive instructions for the setup, operation, and maintenance of your XTRIKE ME GK986 Gaming Mechanical Keyboard. Please read this manual thoroughly before using the product to ensure optimal performance and longevity.

## PACKAGE CONTENTS

Verify that all items are present in your package:

- XTRIKE ME GK986 Gaming Mechanical Keyboard
- USB Cable (attached)

## SETUP

- 1. Connect the Keyboard:** Locate an available USB port on your computer (desktop PC or laptop). Insert the USB connector of the GK986 keyboard into the USB port.
- 2. Driver Installation:** The keyboard is plug-and-play. Your operating system will automatically detect and install the necessary drivers. No additional software installation is typically required.
- 3. Initial Test:** Once connected, the keyboard's Rainbow LED lighting should illuminate. Open a text editor or any application to test key functionality.



*Image: Top-down view of the XTRIKE ME GK986 keyboard, showcasing its full layout and vibrant rainbow LED backlighting across different key zones.*

## OPERATING INSTRUCTIONS

---

### Basic Keyboard Functions

The GK986 functions as a standard mechanical keyboard. Its blue switches provide a tactile and audible click feedback for each keystroke. The layout includes a full set of alphanumeric keys, function keys (F1-F12), navigation keys, and a numeric keypad.

### Rainbow LED Lighting

The keyboard features integrated Rainbow LED lighting. This lighting is zone-based, displaying a spectrum of colors across different sections of the keyboard. Specific key combinations may allow for cycling through various lighting effects or adjusting brightness. Refer to the keyboard's physical markings or a dedicated function key (often marked with a light bulb icon or 'Fn' + a specific key) for lighting control options.



*Image: A close-up front view of the XTRIKE ME GK986 keyboard, highlighting the individual keycaps and the distinct color zones of the rainbow LED backlighting.*

### Anti-Ghosting and 25-Key Rollover

The GK986 supports advanced anti-ghosting with 25-key rollover. This feature ensures that multiple simultaneous key presses are registered accurately, preventing "ghosting" (unregistered keys) or "blocking" (keys not registering due to too many simultaneous presses). This is particularly beneficial for fast-paced gaming and typing scenarios.



*Image: A side-angled view of the XTRIKE ME GK986 mechanical keyboard, illustrating the ergonomic keycap profile and the visible blue mechanical switches beneath the keycaps.*

## MAINTENANCE

---

To maintain the performance and appearance of your keyboard:

- **Cleaning:** Use a soft, dry cloth to wipe the surface of the keyboard. For dust and debris between keycaps, use compressed air.
- **Avoid Liquids:** Do not spill liquids on the keyboard. If a spill occurs, immediately disconnect the keyboard from your computer and allow it to dry completely before reconnecting.
- **Storage:** Store the keyboard in a cool, dry place away from direct sunlight and extreme temperatures.



Image: An elevated, angled view of the XTRIKE ME GK986 mechanical keyboard, showing the full key layout and the overall compact design.

## TROUBLESHOOTING

Problem	Possible Solution
Keyboard not responding	<ul style="list-style-type: none"><li>• Ensure the USB cable is securely connected to both the keyboard and the computer.</li><li>• Try connecting the keyboard to a different USB port on your computer.</li><li>• Restart your computer.</li><li>• Test the keyboard on another computer to rule out a computer-specific issue.</li></ul>
LED lighting is off or not working correctly	<ul style="list-style-type: none"><li>• Check if the lighting has been turned off via a function key combination (e.g., Fn + light bulb icon key).</li><li>• Ensure the keyboard is properly connected and receiving power.</li><li>• If applicable, try cycling through lighting modes using the designated function key.</li></ul>
Keys are not registering or are "ghosting"	<ul style="list-style-type: none"><li>• Ensure the keyboard is clean and free of debris that might obstruct key presses.</li><li>• Disconnect and reconnect the keyboard.</li><li>• The GK986 features 25-key rollover; if issues persist with multiple key presses, contact support.</li></ul>







Image: An angled view of the XTRIKE ME GK986 mechanical keyboard, showing the full key layout and the illuminated keys from a different perspective.

## SPECIFICATIONS

Brand	XTRIKE ME
Model	GK986
Keyboard Type	Gaming Mechanical Keyboard
Switch Type	Clicky (Blue Switches)
Lighting	Rainbow LED Lighting
Anti-Ghosting	Advanced, with 25-key rollover support
Connectivity	USB
Compatible Devices	Laptop, PC
Material	Plastic
Included Components	USB Cable
Product Dimensions (L x W x H)	34.8 x 12 x 3.6 cm
Weight	800 g

## WARRANTY AND SUPPORT

For warranty information or technical support, please refer to the documentation provided at the point of purchase or contact your retailer. Keep your proof of purchase for any warranty claims.

<div></div> <div>GM-226</div> <div>User Manual • Uživatelský manuál • Uživatelský manuál • Benutzerhandbuch • Benutzerhandbuch</div>	<p><a href="#">Xtrike Me GM-226 Gaming Mouse User Manual</a></p> <p>User manual for the Xtrike Me GM-226 gaming mouse, detailing features, specifications, usage instructions, troubleshooting, and warranty information in multiple languages.</p>
<div></div> <div>GM-520</div> <div>User Manual • Uživatelský manuál • Uživatelský manuál • Benutzerhandbuch • Benutzerhandbuch</div>	<p><a href="#">Xtrike Me GM-520 Gaming Mouse User Manual</a></p> <p>User manual for the Xtrike Me GM-520 gaming mouse, detailing features, specifications, usage instructions, troubleshooting, and warranty conditions. Includes multilingual support.</p>
<div></div> <div>GW-610</div> <div>User Manual • Uživatelský manuál • Uživatelský manuál • Benutzerhandbuch • Benutzerhandbuch</div>	<p><a href="#">Xtrike Me GW-610 User Manual</a></p> <p>User manual for the Xtrike Me GW-610 gaming mouse, detailing features, specifications, usage instructions, troubleshooting, and warranty information.</p>
<div></div> <div>CMX-415</div> <div>User Manual • Uživatelský manuál • Uživatelský manuál • Benutzerhandbuch • Benutzerhandbuch</div>	<p><a href="#">Xtrike Me CMX-415 Gaming Keyboard, Mouse, and Headset Combo User Manual</a></p> <p>User manual for the Xtrike Me CMX-415 gaming combo, detailing features, specifications for keyboard, mouse, and headset, usage instructions, troubleshooting, warranty conditions, and EU conformity.</p>