

manuals.plus /

› [DOVIICO](#) /

› [DOVIICO H13 Smart Watch User Manual](#)

DOVIICO H13

DOVIICO H13 Smart Watch User Manual

Model: H13

INTRODUCTION

This manual provides detailed instructions for the setup, operation, and maintenance of your DOVIICO H13 Smart Watch. Please read this manual thoroughly to ensure proper use and to maximize the benefits of your device. The DOVIICO H13 Smart Watch features a 1.69-inch full touch screen, comprehensive fitness tracking, and health monitoring capabilities, compatible with both iOS and Android smartphones.



Image: The DOVIICO H13 Smart Watch, showcasing its vibrant display and user interface with various application icons.

What's INCLUDED

The DOVIICO H13 Smart Watch package contains the following items:

- 1 x DOVIICO H13 Smart Watch
- 1 x Wrist Strap
- 1 x Charging Cable
- 1 x User Manual (this document)

SETUP GUIDE

1. Charging the Device

Before first use, fully charge your DOVIICO H13 Smart Watch. Connect the provided charging cable to the charging port on the back of the watch and to a standard USB power adapter (not included). A full charge typically takes approximately 2.5 hours.

2. App Installation

To unlock the full functionality of your smart watch, download and install the companion mobile application on your smartphone. The app is compatible with iOS 9.0 and above, and Android 5.0 and above devices. Search for the app name (usually mentioned in the quick start guide or on the watch screen during initial setup) in your phone's app store (Apple App Store for iOS, Google Play Store for Android).

3. Device Pairing

1. Ensure your smart watch is charged and powered on.
2. Enable Bluetooth on your smartphone.
3. Open the installed companion app on your smartphone.
4. Follow the in-app instructions to search for and connect to your DOVIICO H13 Smart Watch. The watch will typically appear as "H13" or "DOVIICO H13" in the list of available devices.
5. Confirm the pairing request on both your watch and smartphone if prompted.

Once paired, the watch will synchronize data with your phone, and you can customize settings through the app.

OPERATING INSTRUCTIONS

Basic Navigation

- **Swipe Up/Down:** Scroll through menus and notifications.
- **Swipe Left/Right:** Access quick functions or different data screens.
- **Tap:** Select an item or confirm an action.
- **Side Button:** Typically used to return to the home screen or power on/off the device (long press).

Custom Watch Faces

The DOVIICO H13 Smart Watch allows for extensive customization of its watch face. Through the companion mobile application, you can browse and download a variety of pre-designed dials. Additionally, you can upload your own photos to personalize the watch background.

200+ ONLINE THEME DIAL

After the bracelet is connected with mobile app, you can download all kinds of exquisite dial to meet the diversified needs of your.



Image: Examples of customizable watch faces available for the DOVIICO H13 Smart Watch, including digital and analog styles.

HEALTH MONITORING

The DOVIICO H13 Smart Watch provides comprehensive health data tracking to help you monitor your well-being.

Heart Rate Monitoring

The watch continuously monitors your heart rate throughout the day. You can view real-time heart rate data directly on the watch or access historical data and trends in the companion app.

Blood Pressure and Blood Oxygen (SpO2) Tracking

The device is equipped to measure your blood pressure and blood oxygen saturation levels. For accurate readings, ensure the watch is worn snugly on your wrist. Consult the app for detailed insights and historical data.

ALL DAY ACTIVITY TRACKING

Equipped with motion sensors, intelligent calculation of movement, walking distance, efficient and scientific guidance of exercises, to maximize the sports effect.



7 Sports Modes



Running



Strength training



Volleyball



Tennis



Basketball



Football



Bike riding

Image: The DOVICO H13 Smart Watch showing real-time blood pressure (128/90 mmHg) and blood oxygen (98% SpO2) measurements.

Sleep Monitoring

Wear your smart watch to bed to track your sleep patterns. It records deep sleep, light sleep, and awake times, providing a comprehensive analysis of your sleep quality in the mobile application.

BLOOD PRESSURE AND OXYGEN MONITORING



Image: The DOVIICO H13 Smart Watch displaying sleep duration and a breakdown of sleep stages (deep, light, awake).

ACTIVITY TRACKING

The DOVIICO H13 Smart Watch is designed to track your daily activities and workouts, helping you stay motivated and achieve your fitness goals.

All-Day Activity Monitoring

The watch automatically tracks your steps, distance traveled, and calories burned throughout the day. This data is synchronized with the mobile app for detailed analysis and progress tracking.

Sports Modes

The DOVIICO H13 supports 7 different sports modes to provide more accurate tracking for specific activities. These include:

- Running

- Bike Riding
- Tennis
- Strength Training
- Basketball
- Volleyball
- Football

Select the appropriate mode before starting your workout for optimized data collection.



Image: The DOVIICO H13 Smart Watch showing a running activity screen with duration, steps, distance, calories, and heart rate, alongside icons representing the 7 supported sports modes.

SMART FEATURES

Beyond health and fitness, the DOVIICO H13 Smart Watch offers a range of smart features to keep you connected and organized.

Smart Notifications

Receive alerts for incoming calls, SMS messages, and notifications from social media applications (e.g., WeChat, QQ, Facebook, Twitter, Line, WhatsApp, Instagram) directly on your wrist. The watch will vibrate to notify you, ensuring you don't miss important updates.

REAL TIME NEWS PUSH

Mobile phone messages are displayed instantly and pushed simultaneously in real time. SMS/WeChat/QQ/Twitter/Facebook and other APP message push. Don't miss any important news.



Image: Two DOVIICO H13 Smart Watches showing real-time message notifications from social media platforms.

Additional Tools

The watch includes several convenient tools for daily use:

- **Timer & Stopwatch:** For timing activities.
- **Alarm Clock:** Set silent vibrating alarms.

- **Music Controller:** Control music playback on your smartphone.
- **Weather:** View current weather conditions.
- **Sedentary Reminder:** Prompts you to move after periods of inactivity.
- **Find Your Phone:** Helps locate your paired smartphone.
- **Remote Photography:** Control your phone's camera remotely.
- **Bluetooth Calling:** Make and receive calls directly from the watch.

SMART WATCHES OF FEATURE

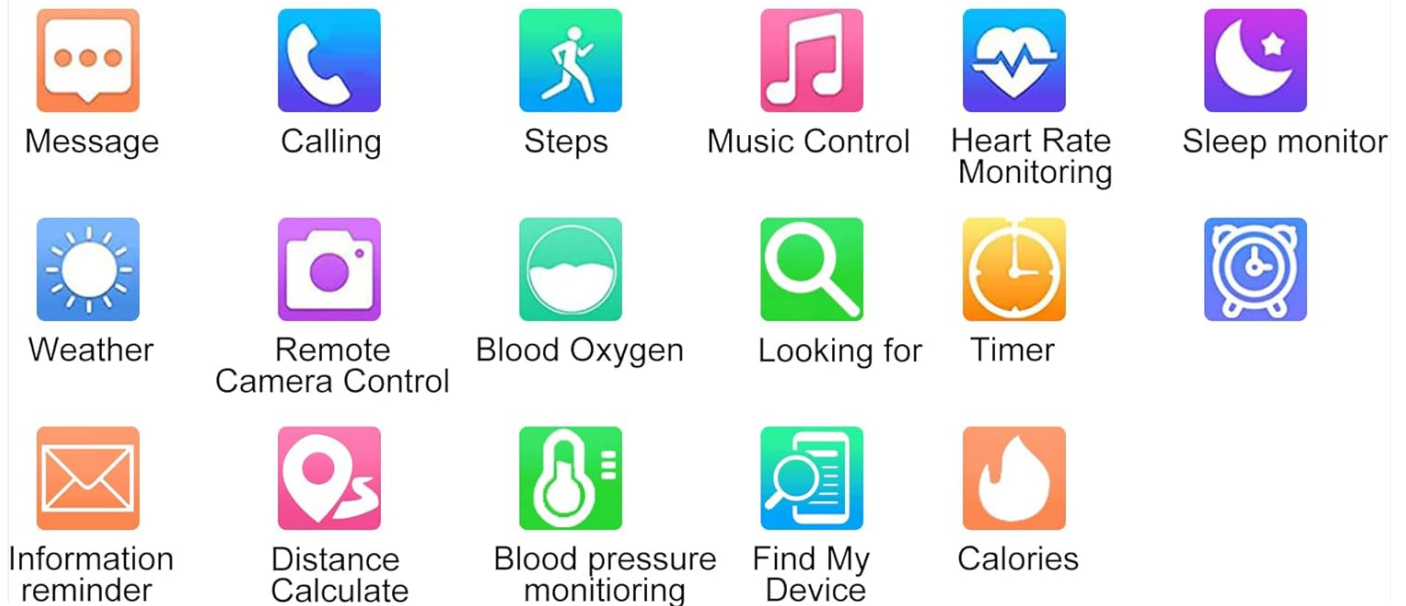


Image: An overview of the DOVIICO H13 Smart Watch's key features, represented by various icons for functions such as messaging, calling, step tracking, music control, and health monitoring.

MAINTENANCE

Cleaning Your Smart Watch

- Wipe the watch screen and strap regularly with a soft, damp, lint-free cloth.
- Avoid using harsh chemicals, abrasive cleaners, or solvents, as these can damage the watch's finish and

components.

- Ensure the charging contacts are clean and dry before charging to prevent corrosion.

Battery Care

- To prolong battery life, avoid fully discharging the watch frequently.
- Store the watch in a cool, dry place when not in use for extended periods.
- The watch has a battery capacity of 160 mAh and typically lasts for 7 days with normal use, with a standby time exceeding 30 days.

General Care

- Avoid exposing the watch to extreme temperatures, direct sunlight for prolonged periods, or high humidity.
- While the watch may have some water resistance, avoid submerging it in water or exposing it to high-pressure water jets unless explicitly stated in product specifications.

TROUBLESHOOTING

Watch Not Turning On

- Ensure the watch is fully charged. Connect it to the charger for at least 30 minutes.
- Press and hold the side button for several seconds to power it on.

Unable to Pair with Smartphone

- Make sure Bluetooth is enabled on your smartphone.
- Ensure the watch is within Bluetooth range of your phone (typically 10 meters).
- Restart both your smartphone and the smart watch.
- Check if the companion app is updated to the latest version.
- If previously paired, try unpairing the device from your phone's Bluetooth settings and then re-pairing through the app.

Inaccurate Health Readings

- Ensure the watch is worn snugly on your wrist, but not too tight.
- Keep your wrist still during measurements.
- Clean the sensor on the back of the watch regularly.
- Note that smart watch readings are for reference only and should not be used for medical diagnosis.

Notifications Not Appearing

- Verify that the watch is successfully paired with your phone.
- Check notification permissions for the companion app in your phone's settings.
- Ensure that notification alerts are enabled within the companion app settings for the specific applications you wish to receive alerts from.
- Disable "Do Not Disturb" mode on both your watch and phone.

SPECIFICATIONS

Feature	Detail
---------	--------







Feature	Detail
Brand	DOVIICO
Model	H13
Screen Size	1.69 Inches
Display Type	LCD
Resolution	240 x 240
Operating System Compatibility	Android 5.0+, iOS 9.0+
Connectivity	Bluetooth
Battery Capacity	160 Milliamp Hours (mAh)
Charging Time	Approximately 2.5 Hours
Battery Life (Typical Use)	Up to 7 Days
Standby Time	Over 30 Days
Product Dimensions	14.99 x 7.49 x 3 cm
Item Weight	80 g
Special Features	Heart Rate, Blood Pressure, Blood Oxygen, Sleep Monitoring, Step/Distance/Calorie Tracking, 7 Sports Modes, Call/SMS/Social App Alerts, Alarm, Sedentary Reminder, Music Control, Weather, Remote Camera, Find Phone, Bluetooth Calling.

WARRANTY AND SUPPORT

For information regarding warranty coverage and customer support for your DOVIICO H13 Smart Watch, please refer to the warranty card included in your product packaging or visit the official DOVIICO website. If you encounter any issues not covered in this manual, please contact DOVIICO customer service for assistance.



Related Documents - H13

	<p>Smart Watch User Guide</p> <p>Comprehensive user guide for the Smart Watch, covering setup, functions, app integration, and precautions. Learn how to wear, charge, connect, and utilize features like health monitoring, music control, and exercise modes.</p>
	<p>Smart Wristband User Manual - Xinxun H13</p> <p>Comprehensive user manual for the Xinxun Smart Wristband (Model H13), covering setup, device connection, function descriptions, app integration, and troubleshooting.</p>
	<p>H13 Smart Wristband User Guide: Features, Setup, and Operation</p> <p>Comprehensive user guide for the H13 Smart Wristband, covering proper wear, charging, app installation, device connection, function descriptions, app settings, basic parameters, and precautions. Learn how to use your smart wristband for fitness tracking, notifications, and more.</p>
	<p>Smart Wristband User Guide - H13-MINI</p> <p>Comprehensive user guide for the H13-MINI smart wristband, covering setup, features, app integration, and precautions. Learn how to wear, charge, connect, and utilize all functionalities of your smart wristband.</p>
	<p>HOBBYWING CM-H13 - H13-13825</p> <p>HOBBYWING CM-H13</p>
	<p>H13 Excavator User Manual: Features, Maintenance, and Troubleshooting</p> <p>Comprehensive user manual for the H13 Excavator, detailing its features, performance parameters, basic structures, work principles, maintenance procedures, and troubleshooting guide. Includes technical specifications and BOM.</p>