

## Manuals+

[Q & A](#) | [Deep Search](#) | [Upload](#)

[manuals.plus](#) /

- › [Jackery](#) /
- › [Jackery Expansion Battery Pack 2000 Plus User Manual](#)

Jackery JE-2000C

# Jackery Expansion Battery Pack 2000 Plus

## USER MANUAL

Model: JE-2000C



*The Jackery Expansion Battery Pack 2000 Plus, a powerful and compact external battery for the Jackery Explorer 2000 Plus series.*

## 1. INTRODUCTION

Thank you for choosing the Jackery Expansion Battery Pack 2000 Plus. This manual provides essential information for the safe and efficient use of your new battery pack. Designed to seamlessly integrate with the Jackery Explorer 2000 Plus portable power station, this expansion battery significantly extends your power capacity for various applications, from home backup to outdoor adventures.

## 2. WHAT'S IN THE BOX

Please verify that all components are present upon unboxing:

- 1x Jackery Battery Pack 2000 Plus
- 1x Extension Cable

- 1x User Manual (this document)

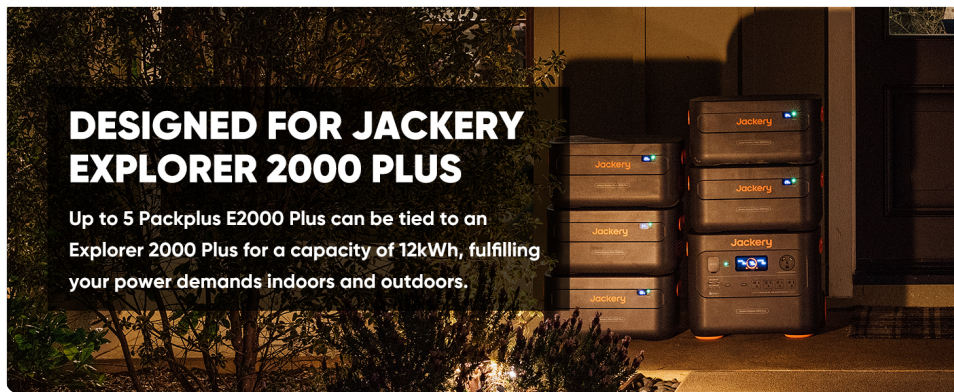
### 3. SETUP AND CONNECTION

The Jackery Expansion Battery Pack 2000 Plus is designed exclusively for use with the Jackery Explorer 2000 Plus. Follow these steps to connect and expand your power system:

1. Ensure both the Jackery Explorer 2000 Plus and the Expansion Battery Pack are powered off before connecting.
2. Locate the expansion port on both the Explorer 2000 Plus and the Expansion Battery Pack.
3. Connect the provided extension cable firmly between the two units. Ensure a secure connection to prevent power interruptions.
4. Once connected, you can power on the Explorer 2000 Plus. The system will automatically recognize the connected battery pack and display the combined capacity.



*The Expansion Battery Pack connects directly to the Jackery Explorer 2000 Plus for increased capacity.*



*The Jackery Expansion Battery Pack 2000 Plus is specifically designed to expand the capacity of the Jackery Explorer 2000 Plus.*

## 4. OPERATING INSTRUCTIONS

---

Once connected, the Expansion Battery Pack operates in conjunction with your Jackery Explorer 2000 Plus. All power management, output, and input controls are managed through the main Explorer 2000 Plus unit or the Jackery App.

### 4.1 Jackery App Integration

For smart control and monitoring, download the official Jackery App. The app allows you to adjust charging speeds, monitor input/output, check battery percentage, and view temperature, providing convenient management of your power system from your smartphone.

Your browser does not support the video tag.

*This video demonstrates the performance of the Jackery Explorer 2000 Plus system, showcasing its ability to power various devices and its smart control features via the Jackery App.*

## 5. CHARGING THE BATTERY PACK

---

The Expansion Battery Pack can be charged in two primary ways:

- **Via Explorer 2000 Plus (Wall Outlet):** When connected to the Explorer 2000 Plus, the entire system, including the expansion battery, can be fully charged from a wall outlet in approximately 2.3 hours.
- **Independent Charging (Solar or Car Outlet):** The expansion battery pack supports independent charging. It can be fully charged by connecting to 6\*SolarSaga 200W solar panels in approximately 2 hours, or via a 12V car outlet in about 25 hours.

# CHARGE WITH NO LIMIT

## Independently Fast Charge Supported



6x200W SOLAR (100%)  
**2 Hrs**

12V CAR CHARGER (100%)  
**25 Hrs**

*The Jackery Expansion Battery Pack 2000 Plus offers flexible charging options, including solar and car charging, allowing for independent power replenishment.*



*The battery pack can be recharged independently using a 12V car charger or multiple SolarSaga 200W solar panels.*

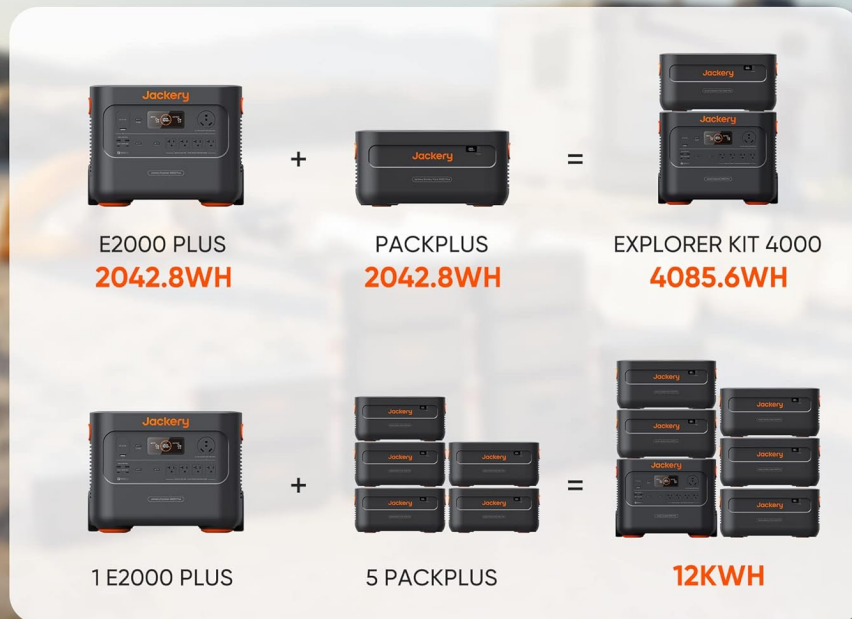
## 6. FLEXIBLE EXPANSION CAPABILITIES

The Jackery Expansion Battery Pack 2000 Plus allows for significant capacity expansion of your power system:

- **Single Explorer 2000 Plus:** Expand your Explorer 2000 Plus from 2kWh up to 12kWh by connecting up to 5 expansion battery packs.
- **Parallel Connection:** For even greater power, parallel connect two Jackery Explorer 2000 Plus units together with up to 10 expansion battery packs. This configuration expands the total capacity to 24kWh, voltage to 240V, and output to 6000W, suitable for extensive home backup needs.

# EXPAND YOUR POWER SUPPLY

Great Addition to Explorer 2000 Plus



Visualize how to expand your power supply by adding Jackery Expansion Battery Packs to your Explorer 2000 Plus.

## 7. SAFETY GUIDELINES

Your Jackery Expansion Battery Pack 2000 Plus is built with advanced safety features to ensure reliable operation:

- **LiFePO4 Battery Technology:** Utilizes advanced LiFePO4 battery cells, which are highly temperature resistant and ensure efficient and safe operation.
- **Cooling System:** A built-in cooling system improves heat dissipation efficiency by 30%, maintaining optimal operating temperatures.
- **Robust Protection:** Designed with various protection mechanisms, including shock resistance and fire retardancy, to offer complete safe charging and usage.

### 2 WAYS TO RECHARGE INDEPENDENTLY



*The Jackery system prioritizes safety with features like shock and fire resistance, high temperature resistance, and an advanced cooling system.*

## 8. MAINTENANCE AND LONGEVITY

To ensure the longest possible lifespan and optimal performance of your Jackery Expansion Battery Pack 2000 Plus, consider the following:

- **ChargeShield Technology:** Jackery's innovative ChargeShield fast charge technology boosts battery life by 50%.
- **Extended Lifespan:** The safe LiFePO4 battery is designed for up to 10 years of use, significantly extending its operational life.
- **Storage:** Store the battery pack in a cool, dry place away from direct sunlight and extreme temperatures.
- **Cleaning:** Use a dry, soft cloth to clean the exterior. Do not use harsh chemicals or abrasives.



*The LiFePO4 battery technology ensures an ultra-long lifespan for up to 10 years of everyday use.*



*Jackery's ChargeShield fast charge technology and LiFePO4 battery contribute to the product's durability and extended lifespan.*

## 9. TROUBLESHOOTING

If you encounter any issues with your Jackery Expansion Battery Pack 2000 Plus, please refer to the following general advice:

- **Connection Issues:** Ensure all cables are securely connected between the expansion battery and the Explorer 2000 Plus.
- **Charging Problems:** Verify that the power source (wall outlet, solar panels, car charger) is functioning correctly. Check all charging cables for damage.
- **Display Errors:** If the display on your Explorer 2000 Plus shows an error related to the expansion battery, try disconnecting and reconnecting the battery pack.

For more detailed troubleshooting or persistent issues, please contact Jackery Customer Service.

## 10. SPECIFICATIONS





Feature	Detail
Brand	Jackery
Model Name	JE-2000C
Item Model Number	JE-2000C
Capacity	2042.8Wh
Battery Type	LiFePO4
Item Weight	41.8 Pounds (18.96 kg)
Product Dimensions	18.5"L x 13.2"W x 9.09"H (47cm x 33.5cm x 23.1cm)
Color	Black, Orange
Material	Steel, aluminum, plastic, or rubber
UPC	810105521078


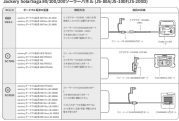
## 11. WARRANTY AND SUPPORT

Jackery offers a 5-year warranty for the Expansion Battery Pack 2000 Plus, ensuring peace of mind and reliable performance. If you encounter any issues or require assistance, please do not hesitate to contact Jackery customer service. Our dedicated support team is ready to help you make things right.

For the most up-to-date information and support resources, please visit the official Jackery website or refer to the comprehensive [User Manual \(PDF\)](#).

Related Documents - JE-2000C

	<p><a href="#">Jackery Explorer 2000 Plus User Manual: Portable Power Station Guide</a></p> <p>Get detailed instructions and specifications for the Jackery Explorer 2000 Plus portable power station. This manual covers setup, operation, charging (AC, solar, car), safety, and troubleshooting for reliable off-grid power.</p>
	<p><a href="#">Jackery Explorer 2000 Plus User Manual</a></p> <p>User manual for the Jackery Explorer 2000 Plus portable power station. Covers specifications, operations, charging, safety, and app usage.</p>
	<p><a href="#">Jackery Explorer 2000 Plus User Manual - Portable Power Station Guide</a></p> <p>Comprehensive user manual for the Jackery Explorer 2000 Plus portable power station. Learn about its features, specifications, operation, charging methods, safety precautions, and warranty.</p>
	<p><a href="#">Jackery Explorer 2000 Portable Power Station User Manual   Guide</a></p> <p>Comprehensive user manual for the Jackery Explorer 2000 portable power station, detailing technical specifications, operation, charging methods, safety guidelines, and warranty information from Jackery.</p>

<div><div>Jackery</div><div></div><div>USER MANUAL Jackery Explorer 2000</div></div>	<p><a href="#">Jackery Explorer 2000 v2 Portable Power Station User Manual</a></p> <p>Comprehensive user manual for the Jackery Explorer 2000 v2 portable power station, covering setup, operation, safety guidelines, technical specifications, and warranty information.</p>
<div><div>Jackery</div><div>Jackery Solar Generator 接続ガイド</div><div></div></div>	<p><a href="#">Jackery Solar Generator Connection Guide: SolarSaga Panels to Power Stations</a></p> <p>Comprehensive guide detailing how to connect various Jackery SolarSaga solar panel models (JS-80A, JS-100F, JS-200D, SPL061, JS-40A, JS-100D, JS-100E, JS-100C, SPL101, JS-200C, SPL201) to compatible Jackery portable power stations using different DC input types and adapters.</p>