

**Fuse Rad-Andle-Bk**

# Fuse Andle Vintage Retro Bluetooth Speaker

Model: Rad-Andle-Bk

Brand: Fuse

## INTRODUCTION

---

Thank you for purchasing the Fuse Andle Vintage Retro Bluetooth Speaker. This portable speaker combines classic aesthetics with modern audio technology, offering versatile playback options and a rich sound experience. This manual provides detailed instructions for setup, operation, maintenance, and troubleshooting to ensure optimal performance and longevity of your device.



Front view of the Fuse Andle Vintage Retro Bluetooth Speaker, showcasing its black wood exterior and vegan leather handle.

## WHAT'S IN THE BOX

---

- Fuse Andle Bluetooth Speaker
- USB Charging Cable
- User Manual

## PRODUCT OVERVIEW

---

The Fuse Andle speaker features a retro design with a sleek wood veneer and a convenient vegan leather handle for portability. It offers multiple playback options and intuitive controls.

### Key Features:

- **Retro Design:** Meticulously crafted with a wood veneer and vegan leather handle, featuring analog knobs and buttons for a nostalgic touch.
- **Portable:** Designed for on-the-go use with up to 12 hours of wireless music playback on a single charge.
- **Versatile Playback:** Supports Bluetooth, Micro SD card, USB drive, and AUX input.
- **Bluetooth 5.1:** Ensures fast pairing, stable connection, enhanced speed, extended range, and superior audio quality.
- **Wireless Smartphone Control:** Allows for crystal-clear phone calls directly through the speaker and effortless control of music playback (track navigation, volume, etc.).







Top view of the speaker, highlighting the vintage-style control panel with volume, bass, and treble knobs, and playback buttons.





Rear view of the speaker, displaying the TF (Micro SD), USB, AUX, and DC charging input ports.

## SETUP

---

### 1. Charging the Speaker

Before first use, fully charge the speaker. Connect the provided USB charging cable to the DC 5V port on the back of the speaker and the other end to a USB power adapter (not included) or a computer's USB port. The charging indicator light will illuminate during charging and turn off when fully charged.

### 2. Powering On/Off

To power on the speaker, rotate the **ON/OFF** knob clockwise until you hear a click and the speaker announces its mode. To power off, rotate the **ON/OFF** knob counter-clockwise until it clicks off.

## OPERATING INSTRUCTIONS

---

### 1. Bluetooth Connection

1. Ensure the speaker is powered on and in Bluetooth mode. If not, press the **MODE** button until you hear the Bluetooth pairing prompt. The Bluetooth indicator light will flash.
2. On your smartphone or Bluetooth-enabled device, enable Bluetooth and search for available devices.



3. Select "Fuse Andle" from the list of devices.
4. Once connected, the speaker will confirm the connection, and the Bluetooth indicator light will become solid.



A smartphone displaying a music player interface, indicating a successful Bluetooth connection to the Fuse Andle speaker.

## 2. Playback Options

The Fuse Andle speaker supports multiple audio sources:

- **Bluetooth Mode:** (Default) Connect wirelessly to your device.
- **Micro SD Card Mode:** Insert a Micro SD card into the TF slot on the back. The speaker will automatically switch to Micro SD mode and begin playing audio files.
- **USB Mode:** Insert a USB flash drive into the USB slot on the back. The speaker will automatically switch to USB mode and begin playing audio files.
- **AUX Mode:** Connect an external audio device using a 3.5mm AUX cable (not included) to the AUX port on the back. Press the **MODE** button to switch to AUX mode.

## 3. Controls

The control panel on top of the speaker allows for easy management of audio playback:

- **VOLUME Knob:** Rotate to adjust the overall volume level.
- **BASS Knob:** Rotate to adjust the bass intensity.
- **TREBLE Knob:** Rotate to adjust the treble intensity.
- **MODE Button:** Press to cycle through available input modes (Bluetooth, Micro SD, USB, AUX).
- **PREVIOUS Button:** Press to go to the previous track.
- **NEXT Button:** Press to go to the next track.
- **PLAY/PAUSE Button:** Press to play or pause the current track.
- **ON/OFF Knob:** Rotate to power the speaker on or off.



A detailed view of the speaker's control panel, showing the brass-colored volume, bass, and treble knobs, along with the black mode, previous, next, play/pause, and on/off buttons.

#### 4. Phone Calls (Bluetooth Mode)

When connected via Bluetooth, you can manage phone calls directly through the speaker:

- **Answer Call:** Press the **PLAY/PAUSE** button to answer an incoming call.
- **End Call:** Press the **PLAY/PAUSE** button again to end an active call.
- **Reject Call:** Press and hold the **PLAY/PAUSE** button to reject an incoming call.

#### MAINTENANCE

- Clean the speaker with a soft, dry cloth. Do not use abrasive cleaners or solvents.
- Avoid exposing the speaker to extreme temperatures, direct sunlight, or high humidity.
- Do not immerse the speaker in water. It is not waterproof.
- Store the speaker in a cool, dry place when not in use for extended periods.

#### TROUBLESHOOTING

Problem	Possible Cause	Solution
Speaker does not power on.	Battery is depleted.	Charge the speaker fully.

Problem	Possible Cause	Solution
No sound.	Volume is too low or muted. Incorrect mode selected.	Increase volume. Press MODE button to select correct input source.
Bluetooth connection fails.	Speaker is not in pairing mode. Device is out of range. Interference.	Ensure speaker is in Bluetooth pairing mode. Move device closer to speaker. Avoid obstacles. Try unpairing and re-pairing.
Audio skipping or distortion.	Device is too far from speaker. Low battery.	Move device closer. Charge the speaker.
Micro SD/USB not playing.	Unsupported file format. Card/drive not inserted correctly.	Ensure audio files are in a supported format (e.g., MP3). Reinsert the card/drive.

## SPECIFICATIONS

Feature	Specification
Model Name	Rad-Andle-Bk
Brand	Fuse
Material	Wood
Color	Black
Product Dimensions	3.9"D x 4.5"W x 6.6"H
Item Weight	2.64 pounds
Connectivity Technology	Bluetooth 5.1
Speaker Maximum Output Power	5 Watts
Power Source	Battery Powered
Control Method	Push Button, Rotary Knobs
Compatible Devices	Bluetooth-enabled devices
Audio Output Mode	Stereo
UPC	810080511262
Is Waterproof	FALSE




## WARRANTY AND SUPPORT

The Fuse Andle Vintage Retro Bluetooth Speaker comes with a limited warranty. Please refer to the warranty card included in your packaging for specific terms and conditions. For technical support, troubleshooting assistance, or warranty claims, please contact Fuse customer service through their official website or the retailer where the product was purchased.

For more information, visit the [Fuse Store on Amazon](#).



Related Documents

	<p><a href="#">Fuse Vintage Wooden AM/FM Radio with Bluetooth &amp; Aux In User Manual</a></p> <p>User manual for the Fuse Vintage Wooden AM/FM Radio with Bluetooth &amp; Aux In, Model No. 4001796. Includes safety instructions, operating instructions, and specifications.</p>
	<p><a href="#">Fuse Vert Vinyl Player with USB, Bluetooth, FM Radio - Instructions Manual</a></p> <p>Comprehensive instructions manual for the Fuse Vert Vinyl Player, detailing setup, operation of vinyl playback, FM radio, Bluetooth, USB, and AUX modes, along with safety precautions and technical specifications.</p>
	<p><a href="#">Fuse Karaoke Bluetooth Microphone AFS-BTK-BLK Quick Start Guide</a></p> <p>Get started with your Fuse Karaoke Bluetooth Microphone (AFS-BTK-BLK). This guide covers charging, connecting via Bluetooth, using controls, and enabling Duet Mode for a shared singing experience.</p>