

nuphy Halo75

nuphy Halo75 Mechanical Gaming Keyboard User Manual

Model: Halo75 (6972969120812)

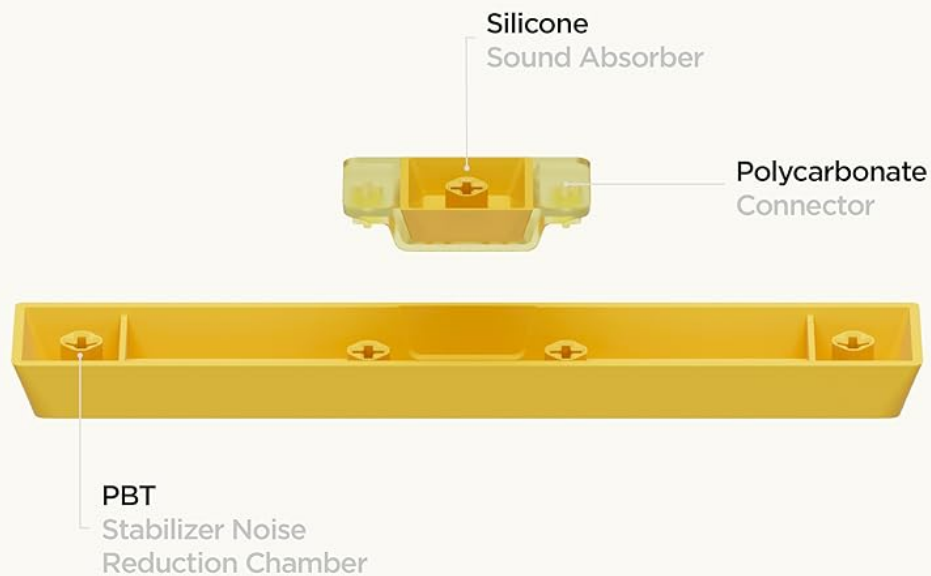
Brand: nuphy

1. INTRODUCTION

Welcome to the user manual for your nuphy Halo75 Mechanical Gaming Keyboard. This guide provides detailed instructions on setting up, operating, maintaining, and troubleshooting your new keyboard. The Halo75 is a 75% RGB hot-swappable wireless keyboard designed for both Mac and Windows users, offering versatile connectivity options including Bluetooth, 2.4G wireless, and wired USB-C.



Figure 1: nuphy Halo75 Mechanical Gaming Keyboard in white.



NuPhy® × KeySpire

Figure 2: Overview of the Halo75's core features and design elements.

2. WHAT'S IN THE BOX

Your nuphy Halo75 Mechanical Gaming Keyboard package includes:

- nuphy Halo75 Mechanical Gaming Keyboard
- USB Cable (for wired connection and charging)
- Seven different types of switches for testing and backup
- 17 additional keycaps for customization

3. SETUP

3.1 Physical Setup

The Halo75 features a solid unibody aluminum frame for stability. It includes adjustable feet at the rear to customize the typing angle for ergonomic comfort. Simply flip out the red feet on the underside of the keyboard to adjust the height.



Figure 3: Underside of the Halo75 keyboard with adjustable feet.




Figure 4: Side view illustrating the keyboard's profile.

3.2 Connectivity

The Halo75 supports three connection modes: wired USB-C, Bluetooth, and 2.4G wireless. The USB-C port is located on the top edge of the keyboard. A switch on the top edge allows you to select between wired, 2.4G, and Bluetooth modes.



Figure 5: Connectivity options and ports on the Halo75.

3.3 Operating System Compatibility

The keyboard is compatible with both Mac and Windows operating systems. A dedicated switch on the top edge allows you to toggle between Mac and Windows modes, which adjusts the default key bindings accordingly.

4. OPERATING YOUR KEYBOARD

4.1 Keycap and Switch Customization

The Halo75 features hot-swappable switches, allowing you to easily change them without soldering. The keyboard comes with PBT keycaps, known for their durability. Additional keycaps and a variety of switches are included for further customization.



Figure 6: Customization options with included keycaps and tools.



Figure 7: Detailed view of the hot-swappable mechanical switches.

4.2 RGB Lighting

The Halo75 features 2 rings of illumination, 17 different default light effects, 75 RGB LEDs, and 16 million RGB colors. The 'Halo' band forms a central piece of light around the keyboard's frame, and the Sidelight indicator keeps you informed on connection modes, OS transitions, CapsLock, and battery status.

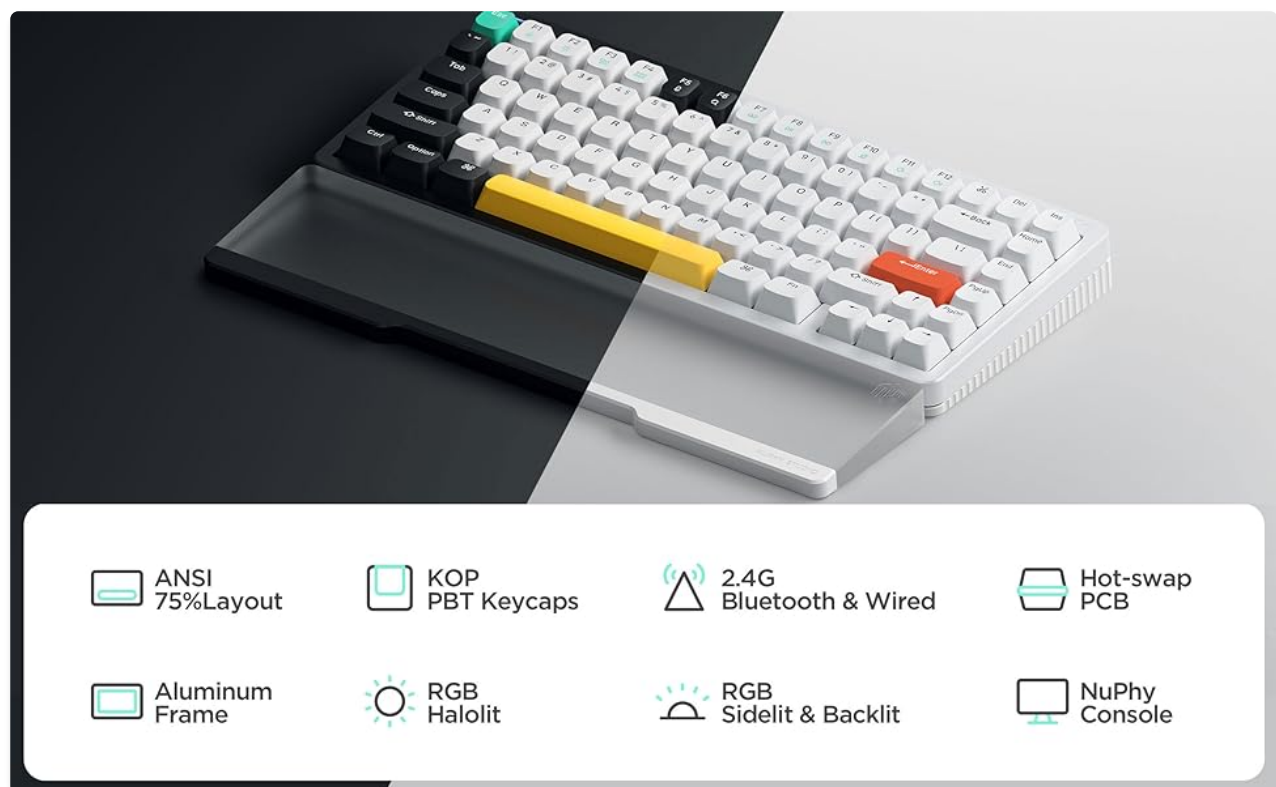


Figure 8: The Halo75's dynamic RGB lighting in action.

4.3 Battery Life

The Halo75 keyboard is equipped with a 4000 mAh battery, supporting up to 240 hours of continuous use with lights off. The Sidelight indicator provides real-time battery status.

4.4 Key Bindings and Software

The keyboard offers unlimited software customizability. Specific key combinations (hotkeys) are provided in the included quick guide for changing backlight effects, key bindings, and other settings without software. For advanced customization, the NuPhy Console software is available.

4.5 Product Review Video

Video 1: A comprehensive review of the NuPhy Halo 75 Mechanical Keyboard, detailing its features, design, and performance.

5. MAINTENANCE

To ensure the longevity and optimal performance of your Halo75 keyboard, regular maintenance is recommended. The PBT keycaps are highly durable and resistant to wear and tear. For cleaning, gently wipe the keycaps and frame with a soft, damp cloth. Avoid using harsh chemicals or abrasive materials.

6. TROUBLESHOOTING

6.1 Connectivity Issues

If you experience connection issues (e.g., keyboard not connecting via Bluetooth or 2.4G, or missed keystrokes), ensure the keyboard is fully charged and within range of your device. Verify the correct connectivity mode is selected on the keyboard's switch. For Bluetooth, ensure your device's Bluetooth is enabled and the keyboard is paired correctly. If issues persist, try reconnecting or restarting both the keyboard and your device.







7. SPECIFICATIONS

Feature	Detail
Brand	nuphy
Model	Halo75 (6972969120812)
Connectivity Technology	USB-C, Bluetooth, 2.4GHz Wireless
Keyboard Description	Standalone, Mechanical, Customizable
Recommended Uses	Gaming
Special Feature	Ergonomic, Hot-swappable, RGB Backlighting, Wrist Rest (sold separately)
Color	White (G Pro Red 2.0 switches)
Number of Keys	75% Layout (83 keys)
Battery Capacity	4000 mAh
Item Weight	4.09 pounds
Dimensions	14.8 x 7.28 x 3.35 inches

8. WARRANTY & SUPPORT

For warranty information and technical support, please refer to the official nuphy website or contact their customer service directly. Details regarding product registration and support channels are typically provided with your purchase documentation.

Related Documents - Halo75

	<p>NuPhy Halo75 Quick Guide: Connect, Customize, and Control</p> <p>Explore the NuPhy Halo75 keyboard with this comprehensive quick guide. Learn about connection modes, lighting settings, function key customization, and battery indicators for an optimized typing experience.</p>
	<p>NuPhy HALO75 V2 Mechanical Keyboard Quick Guide and Features</p> <p>Comprehensive quick guide for the NuPhy HALO75 V2 mechanical keyboard, covering system selection, connection modes, lighting settings, sleep mode, factory reset, and VIA configuration, along with FCC and IC compliance information.</p>
	<p>NuPhy NOSZS Quick Guide: Setup, Settings, and VIA Configuration</p> <p>A comprehensive quick guide for the NuPhy NOSZS mechanical keyboard, covering system selection, backlight and sidelight settings, sleep mode, key combos, and VIA software configuration. Learn to customize your typing experience.</p>
	<p>NuPhy KICK75 Quick Guide: Setup and Features</p> <p>Comprehensive quick guide for the NuPhy KICK75 mechanical keyboard, covering system selection, connection modes, wireless pairing, backlight settings, key combinations, and VIA software configuration.</p>
	<p>NuPhy Halo75 Quick Guide: Setup and Features</p> <p>A comprehensive quick guide for the NuPhy Halo75 keyboard, covering system selection, connection modes, wireless device pairing, backlight and halolight settings, RGB light bar customization, function key switching, other key combos, and battery indicator information.</p>
	<p>NuPhy AIR96 Quick Guide: Setup, Features, and VIA Configuration</p> <p>A comprehensive quick guide for the NuPhy AIR96 wireless mechanical keyboard, covering system selection, connection modes, RGB lighting, sleep mode, shortcuts, and VIA software configuration.</p>

