

manuals.plus /

› [Ulefone](#) /

› [Ulefone Note 16 Pro User Manual](#)

Ulefone Note 16 Pro

Ulefone Note 16 Pro User Manual

Model: Ulefone Note 16 Pro

Brand: Ulefone

INTRODUCTION

This manual provides detailed instructions for the Ulefone Note 16 Pro, an unlocked smartphone designed for versatile use. It operates on Android 13, offering a personal and privacy-focused experience without pre-installed bloatware. The device is compatible with GSM carriers such as T-Mobile and Metro PCS. **Please note: It is not compatible with AT&T, Cricket, or CDMA Networks like Verizon, Sprint, and Boost Mobile.**



Figure 1: Front and back view of the Ulefone Note 16 Pro in blue.

WHAT'S IN THE BOX

Upon unboxing your Ulefone Note 16 Pro, please verify that all the following items are included:

- 1x Ulefone Note 16 Pro Smartphone
- 1x AC Power Charger (100~240V/US Plug)
- 1x USB-A to USB-C 2.0 Charger Cable (1m)
- 1x Protective Film (Pre-installed)
- 1x TPU Protective Case

- 1x SIM Needle

SETUP

1. Inserting SIM Card and Powering On

1. Locate the SIM card tray on the side of the phone.
2. Insert the provided SIM needle into the small hole next to the tray to eject it.
3. Place your Nano-SIM card(s) and/or microSD card into the tray, ensuring correct orientation. The Note 16 Pro supports Dual 4G LTE.
4. Carefully reinsert the tray into the phone.
5. Press and hold the Power button (located on the side) until the Ulefone logo appears.

2. Initial Setup Wizard

Follow the on-screen prompts to complete the initial setup. This includes selecting your language, connecting to a Wi-Fi network, setting up your Google account, and configuring security options like fingerprint and face unlock.

OPERATING YOUR DEVICE

Display and User Interface

The Ulefone Note 16 Pro features a large 6.52-inch HD+ IPS LCD with a 90% screen-to-body ratio, providing vivid details and an immersive viewing experience for media consumption.

Brilliant to the Eyes, Easy on the Hands

With the large 6.52"HD+ IPS LCD that delivers vivid details, and 90% screen-to-body ratio, you can have a fully immersive experience when video chatting or watching shows.



6.52-inch
Screen Size



90%
Aspect Ratio



720*1600
High Resolution

Figure 2: The 6.52-inch HD+ IPS LCD display offers a wide viewing area.

Performance and Storage

Powered by a robust octa-core Unisoc T606 processor, the Note 16 Pro ensures smooth performance for daily tasks and multitasking. It comes with 12GB RAM (4GB physical RAM + 8GB virtual RAM) and 128GB of internal storage, expandable up to an additional 256GB via a microSD card.

12GB RAM
8GB Virtual RAM

128GB ROM

256GB
Support TF Card up to
256GB Extended

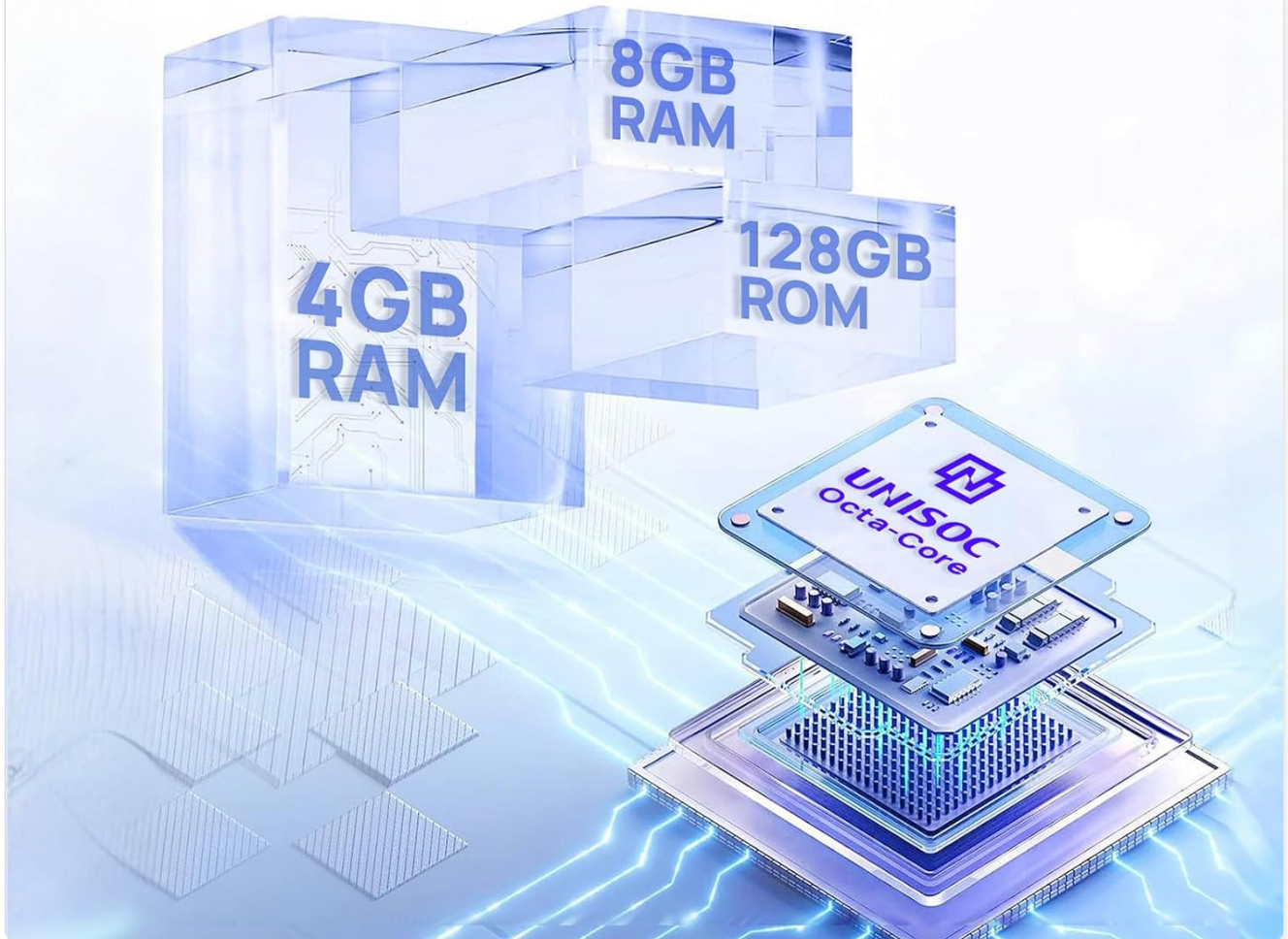


Figure 3: Internal memory and processor configuration.

Camera Features

Capture high-quality photos and videos with the versatile camera system:

- **50MP Main Camera:** Equipped with AI scene detection and HDR for enhanced image quality.
- **2MP Macro Camera:** For capturing fine details up close.
- **8MP Front Camera:** Features built-in portrait enhancements for clear selfies and video calls.

Easy Unlock

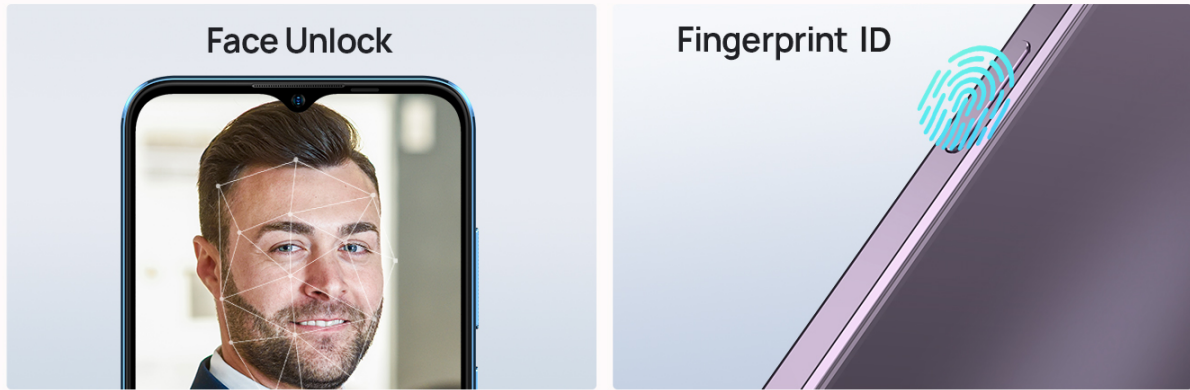


Figure 4: Camera capabilities including macro and general photography.

Battery Life

The 4400mAh battery provides extended usage times:

- Up to 277 hours of standby time.
- Up to 24 hours of talk time.
- Up to 13 hours of TikTok usage.

Last Longer, Charge Less

A Battery That You Can Rely On



10 hrs
Game



24 hrs
Call



26 hrs
Music



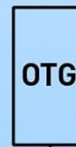
277 hrs
Standby



8.7mm
Thickness



184g
Weight




Type-c

Figure 5: Battery performance metrics.

Connectivity and Navigation

The device supports a range of connectivity options:

- Dual 4G LTE for reliable mobile data.
- Dual-band Wi-Fi (2.4GHz & 5GHz) for fast internet access.
- Bluetooth for wireless accessory connection.
- Integrated GPS, GLONASS, BeiDou, and Galileo for accurate navigation.
- 3.5mm Audio Jack for wired headphones.



8MP Front Camera

2MP Macro Camera

Figure 6: Connectivity and navigation features.

Security Features

The Ulefone Note 16 Pro offers convenient and secure unlocking methods:

- **Side Fingerprint Sensor:** Quickly unlock your device with a touch.
- **Face Unlock:** Use facial recognition for hands-free access.

Operating System

The smartphone runs on the latest Android 13, providing an intuitive user experience with enhanced privacy controls and a clean interface free from unnecessary pre-installed applications.

Latest Android 13



Figure 7: Android 13 operating system interface.

MAINTENANCE

To ensure the longevity and optimal performance of your Ulefone Note 16 Pro, follow these maintenance guidelines:

- **Protection:** Always use the provided TPU protective case and keep the pre-installed protective film on the screen to guard against scratches and minor impacts.
- **Cleaning:** Use a soft, lint-free cloth to clean the screen and body of the phone. Avoid harsh chemicals or abrasive materials.
- **Temperature:** Avoid exposing the phone to extreme temperatures (hot or cold) or direct sunlight for prolonged periods.
- **Water Exposure:** The device is not waterproof. Keep it away from water and high humidity.
- **Software Updates:** Regularly check for and install system updates to ensure your device has the latest security patches and performance improvements.

TROUBLESHOOTING

If you encounter issues with your Ulefone Note 16 Pro, try the following steps:

- **Restart Device:** A simple restart can often resolve minor software glitches.
- **Check Connectivity:** For network or Wi-Fi issues, ensure airplane mode is off and check your network settings. Verify

SIM card insertion.

- **App Issues:** If an app is misbehaving, try clearing its cache and data in Settings > Apps. If the problem persists, uninstall and reinstall the app.
- **Battery Drain:** Check battery usage in Settings > Battery to identify apps consuming excessive power. Adjust settings or restrict background activity for such apps.
- **No Data/Signal:** Ensure your carrier is supported (T-Mobile, Metro PCS, etc.). If your Ulefone can't connect data or has no signal, please send an email to the support team.
- **Factory Reset:** As a last resort, you can perform a factory reset (Settings > System > Reset options > Erase all data).
Warning: This will erase all data on your phone. Back up important information before proceeding.

SPECIFICATIONS

Feature	Specification
Model Name	Ulefone Note 16 Pro
Operating System	Android 13.0
Processor	Octa-core Unisoc T606
RAM	12 GB (4GB physical + 8GB virtual)
Memory Storage Capacity	128 GB (expandable up to 256GB via microSD)
Screen Size	6.52 Inches
Resolution	720 x 1520
Main Camera	50MP
Front Camera	8MP
Macro Camera	2MP
Battery Capacity	4400 mAh
Phone Talk Time	24 Hours
Phone Standby Time (with data)	277 Hours
Wireless Communication Technologies	Cellular, Wi-Fi
Connectivity Technologies	Bluetooth, USB-C, 3.5mm Audio Jack
GPS	True (GPS, GLONASS, BeiDou, Galileo)
Security Features	Fingerprint Sensor, Face Unlock
Item Weight	14.4 ounces
Package Dimensions	7.13 x 3.58 x 2.24 inches
Date First Available	July 31, 2023

Feature	Specification
Manufacturer	Ulefone

WARRANTY AND SUPPORT

For any product-related inquiries, technical support, or warranty claims, please contact Ulefone customer service directly.

Email Support: amazon@ulefone.com

Please ensure to check carrier compatibility before purchase. The Ulefone Note 16 Pro is designed for GSM carriers like T-Mobile and Metro PCS and is not compatible with AT&T, Cricket, Verizon, Sprint, or Boost Mobile.