

## PGYTECH QP-CB-141

# PGYTECH Protective Wrap (Model QP-CB-141) Instruction Manual

Protecting Your Gear with Ease

## 1. PRODUCT OVERVIEW

The PGYTECH Protective Wrap is designed to safeguard various electronic devices and accessories from scratches and minor impacts. Its unique self-adhesive material allows for flexible wrapping around items, providing a protective layer without the need for traditional fasteners.

### Key Features:

- **Protective Material:** Constructed from polymer material with nano-technology for durability and effective protection.
- **Self-Adhesive Property:** The fabric adheres to itself, ensuring a secure wrap that maintains its hold even after repeated use and washing.
- **Scratch and Bump Protection:** Designed to prevent surface damage to sensitive equipment.
- **Integrated Cleaning Function:** The smooth interior surface can be used to gently wipe away stains or smudges from screens and lenses.
- **Versatile Application:** Suitable for cameras, lenses, phones, tablets, drones, and other accessories.



Image 1.1: Overview of the Protective Wrap's primary benefits, including its self-securing nature and protective qualities.

## 2. SETUP AND USAGE

The PGYTECH Protective Wrap is designed for intuitive use. Simply place your item on the wrap and fold the wrap around it, allowing the material to adhere to itself.

### Wrapping Instructions:

1. Lay the protective wrap flat on a clean surface with the patterned side facing up.
2. Place the item you wish to protect in the center of the wrap.

3. Fold the corners and edges of the wrap over the item, pressing the fabric together where it overlaps. The material will adhere to itself, forming a secure enclosure.
4. Ensure all vulnerable parts of the item are covered. The larger the contact surface between the wrap's fabric, the stronger the bond.



Image 2.1: The Protective Wrap unfolded and demonstrating its use wrapped around a camera lens.





Image 2.2: Visual demonstration of how the wrap prevents collision and damage to equipment when stored in a bag.

### **Compatibility:**

This 13.7 x 13.7 inch wrap is suitable for:

- SLR and mirrorless cameras where the combined length of the body and lens is approximately 7.08 inches or less.
- Tablets such as Pad mini (dimensions less than 8.66 x 8.66 x 0.39 inches).
- Various camera lenses, flashes, drones, controllers, and other small electronic accessories.



Image 2.3: Examples of items that can be protected by the wrap, including cameras, lenses, and other electronic devices.

### 3. MAINTENANCE

#### Cleaning the Wrap:

- Hand washing is recommended to preserve the fabric's properties.
- Water temperature should not exceed 40°C (104°F).
- Avoid using harsh detergents or bleach, as these may compromise the material's self-adhesive and protective qualities.
- Air dry the wrap completely before reuse.

#### Using as a Cleaning Cloth:

The smooth interior side of the wrap is suitable for wiping out stains or water spots on screens, lenses, or other delicate surfaces. Ensure the wrap is clean before using it for this purpose to avoid scratching.





Image 3.1: Detail of the wrap's soft interior lining, highlighting its function as a cleaning cloth for screens and other surfaces.

### **Important Considerations:**

- The wrap is not recommended for use in rainwater or prolonged exposure to moisture, as this may affect its protective capabilities.
- While the wrap offers protection against scratches and bumps, it is not designed to withstand severe impacts or drops.

## **4. TROUBLESHOOTING**

---

### **Reduced Bonding Force:**

If the wrap's self-adhesive property seems to weaken, ensure the fabric is clean and free from dust or debris. Washing the wrap according to the maintenance instructions may restore its bonding capabilities. The bonding force is stronger with larger contact surfaces.

### **Insufficient Protection:**

Ensure the item is fully enclosed by the wrap and that the wrap is securely adhered around it. For larger or irregularly shaped items, consider using a larger wrap size if available, or multiple wraps for comprehensive

coverage. This wrap is primarily for scratch and minor bump protection, not heavy impact.

5. SPECIFICATIONS

Attribute	Detail
Model Number	QP-CB-141
Product Dimensions	13.7 x 13.7 inches (unfolded)
Item Weight	2.15 ounces
Material	Polymer material with nano-technology
Manufacturer	PGYTECH




Image 5.1: Examples of available patterns for the Protective Wrap.

6. WARRANTY AND SUPPORT

For warranty information, product support, or inquiries, please contact PGYTECH directly through their



official website or customer service channels. Details can typically be found on the product packaging or the manufacturer's website.  
Official Website: [www.pgYTECH.com](http://www.pgYTECH.com)




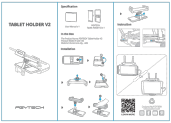

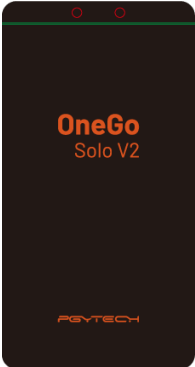



Image 6.1: The wrap's versatility in protecting lenses, cleaning screens, and general item wrapping.

Related Documents - QP-CB-141

	<p><a href="#">PGYTECH OneGo Solo 2L Sling Bag: Features, Customization, Maintenance, and Lifetime Warranty Guide</a></p> <p>Explore the PGYTECH OneGo Solo, a versatile 2L sling bag designed for photographers, videographers, and daily essentials. This document details its customizable storage options, high-performance materials, organized partitions, maintenance advice, and lifetime warranty.</p>
---	---



	<p><a href="#">PGYTECH MANTIS RC M1 User Manual and Specifications</a></p> <p>This document provides the user manual, specifications, safety guidelines, and FCC compliance information for the PGYTECH MANTIS RC M1 remote controller.</p>
	<p><a href="#">PGYTECH Tablet Holder V2 (P-GM-145) - Installation and Specifications</a></p> <p>Detailed specifications, package contents, and installation guide for the PGYTECH Tablet Holder V2 (Model P-GM-145). Learn how to attach and use this accessory with your tablet and drone controller.</p>
	<p><a href="#">PGYTECH OneMo 2 Backpack 35L: Features, Specifications, and Warranty</a></p> <p>Explore the PGYTECH OneMo 2 Backpack 35L, a versatile camera and photography backpack. Discover its features, customizable storage, product specifications, materials, and limited lifetime warranty details.</p>
	<p><a href="#">PGYTECH OneGo Solo V2 Camera Sling Bag: Features, Specs, and Warranty</a></p> <p>Explore the PGYTECH OneGo Solo V2 camera sling bag. Detailed product parameters, customizable storage solutions, key features, and limited lifetime warranty information for photographers.</p>
	<p><a href="#">PGYTECH MantisPod Pro Vlogging Tripod User Guide and Specifications</a></p> <p>Comprehensive user manual for the PGYTECH MantisPod Pro, detailing its specifications, components, various operating modes (Tripod, MantisPod, Extended, Mobile Vlogging), and how to use its accessories like the Mini Phone Holder. Includes setup instructions and warranty information.</p>