

Nutale F11X

Nutale Smart Key Finder Instruction Manual

Model: F11X

1. PRODUCT OVERVIEW

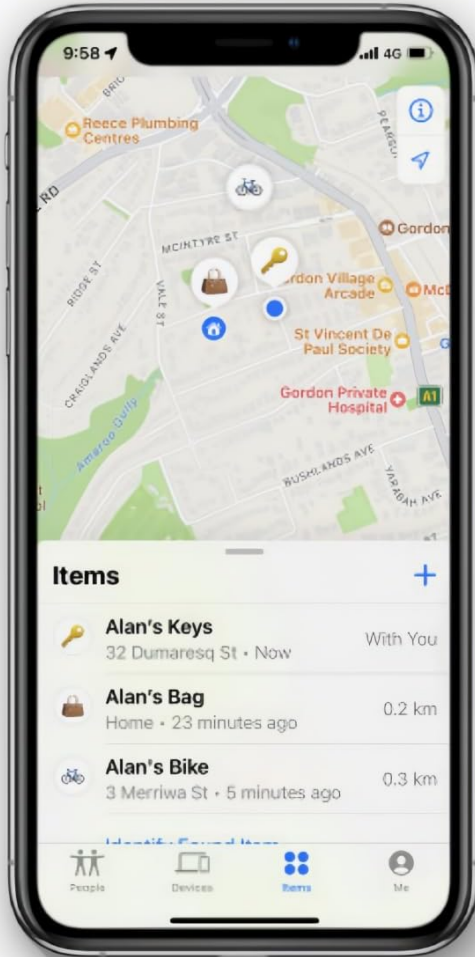
The Nutale Smart Key Finder (Model F11X) is a compact Bluetooth tracking device designed to help you locate your valuable items using the Apple Find My network. This device is exclusively compatible with Apple iOS devices and integrates seamlessly with the Find My app.



Image: The Nutale Smart Key Finder, a small, dark grey, square-shaped device with a textured surface, attached to a keyring, shown alongside an iPhone displaying its location on a map within the Find My app.

Key Features:

- **Apple Find My Network Integration:** Utilizes the vast Apple Find My network for global positioning, allowing you to locate your items even when far away.
- **Sound Playback:** Features a built-in speaker to play a loud sound (up to 100dB) to help you find nearby items.
- **Left Behind Reminders:** Receive notifications on your iPhone if you leave your tagged item behind and it goes out of Bluetooth range.
- **Siri Compatibility:** Ask Siri to help you find your items.
- **Privacy Protection:** Location information is encrypted and anonymous, ensuring your privacy.
- **Long-lasting Battery:** Powered by a replaceable CR2032 coin cell battery, providing over a year of use.



All in the
Find My app



Privacy is built in

Replaceable  battery lasts over a year



Global Precision Search

Image: A visual representation of the Nutale Smart Key Finder's core features, including its integration with the Apple Find My app, built-in privacy, a replaceable battery that lasts over a year, and global precision search capabilities.

2. SETUP GUIDE

Before using your Nutale Smart Key Finder, ensure your Apple device meets the system requirements and follow these steps to pair it with your Find My app.

System Requirements:

- iPhone, iPad, or Mac running iOS 14.5 or later.
- Find My app must be allowed to use Notifications, Location Services, Bluetooth, WLAN, and Cellular Data.

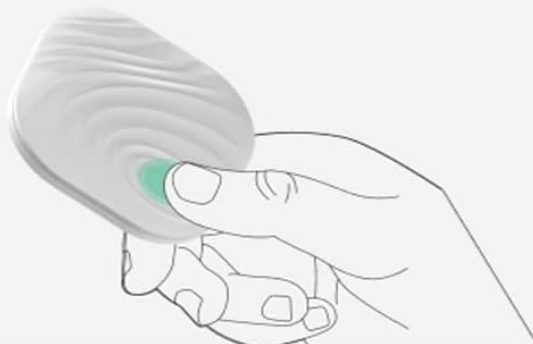
Pairing Your Device:

1. **Turn On the Device:** Long press the button on your Nutale Smart Key Finder for 5 seconds. The device will emit a beep sound, indicating it has turned on and is ready for pairing.
2. **Open Find My App:** On your Apple device, open the "Find My" application.
3. **Add Item:** Navigate to the "Items" tab within the Find My app. Tap on "Add Item," then select "Other Supported Item."
4. **Name Your Item:** Follow the on-screen prompts to name your Nutale Smart Key Finder (e.g., "My Keys," "Backpack") and choose an emoji for easy identification. Register the device to your Apple ID.

Easy Setup

01

Turn on: Long press the device's button for 5 seconds, the device will beep and turn on.



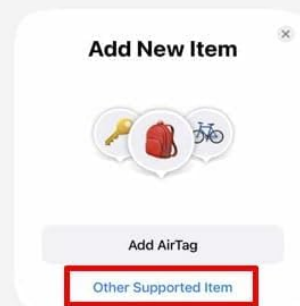
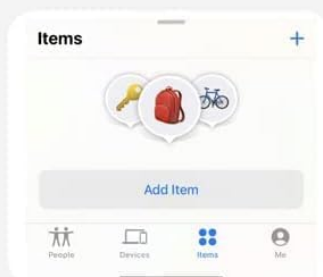
02



Pair the device:

Open Find My APP

Items → Add item → Other Supported Item



03

Name Item

Choose an Emoji

Register device to your Apple ID

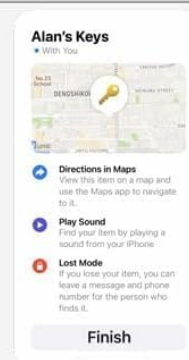
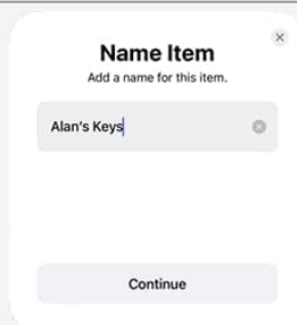


Image: A visual guide illustrating the three simple steps to set up the Nutale Smart Key Finder: pressing the device button to turn it on, adding it as an "Other Supported Item" in the Apple Find My app, and then naming the item within the app.

3. OPERATING INSTRUCTIONS

Once paired, your Nutale Smart Key Finder offers various ways to help you keep track of your belongings.

Finding Nearby Items:

If your item is within Bluetooth range (approximately 20 to 50 meters), you can use the "Play Sound" feature.

- Open the Find My app on your iPhone.
- Select the Nutale Smart Key Finder associated with the item you are looking for.
- Tap "Play Sound." The Nutale Smart Key Finder will emit a loud ringing sound (up to 100dB) to help you pinpoint its location.
- You can also ask Siri, "Hey Siri, find my [item name]," and the Nutale Smart Key Finder will ring.



Ringling Loud up to 100db

Image: The Nutale Smart Key Finder, attached to a set of keys, is shown on a textured surface with sound waves emanating from it, illustrating its ability to ring loudly to help locate lost items.

Finding Items Further Away:

For items outside of Bluetooth range, the Apple Find My network assists in locating them.

- The Find My network, composed of hundreds of millions of Apple devices worldwide, anonymously detects your Nutale Smart Key Finder's location.

- You will receive notifications in the Find My app showing the latest known location of your item on a map.
- You can then use the directions feature within the Find My app to navigate to your item's last known location.

Left Behind Reminders:

To prevent losing your items, enable "Notify When Left Behind" in the Find My app. If your Nutale Smart Key Finder separates from your iPhone and goes out of Bluetooth range, you will receive a notification on your phone.

Official Product Video:

Your browser does not support the video tag.

Video: An official product video demonstrating the features and usage of the Nutale Smart Key Finder, including how it integrates with the Apple Find My app for tracking and locating items.

4. MAINTENANCE

Battery Replacement:

The Nutale Smart Key Finder uses a replaceable CR2032 coin cell battery. When the battery is low, the Find My app may notify you. To replace the battery:

1. Carefully open the device casing.
2. Remove the old CR2032 battery.
3. Insert a new CR2032 battery with the positive (+) side facing up.
4. Close the device casing securely.

The battery is designed to last over a year under normal usage conditions.

General Care:

- Keep the device clean and free from dust and debris.
- Avoid exposing the device to extreme temperatures or direct sunlight for prolonged periods.
- While durable, avoid dropping the device or subjecting it to strong impacts.

5. TROUBLESHOOTING

If you encounter issues with your Nutale Smart Key Finder, try the following troubleshooting steps:


- **Device Not Responding:** Ensure the battery is not depleted. Replace the CR2032 battery if necessary.
- **Cannot Add Device in Find My App:**
 - Verify your iPhone's iOS version is 14.5 or later. Update your iOS if needed.
 - Check if the "Items" option is available in your Find My app. If not, an iOS update is required.

- Ensure Bluetooth is enabled on your iPhone.
- Confirm that the Find My app has necessary permissions for Location Services, Notifications, and Bluetooth.
- **No Sound from Device:** Check if the device is within Bluetooth range. If it is, try playing the sound again. Ensure the device's speaker is not obstructed.
- **Inaccurate Location:** The Find My network relies on nearby Apple devices. In areas with fewer Apple devices, location accuracy might be reduced.
- **Android Device Compatibility:** Please note that the Nutale Smart Key Finder is designed exclusively for Apple iOS devices and does not support Android devices.

6. SPECIFICATIONS

Model Number	F11X
Dimensions	1.5"L x 1.5"W x 0.28"Th (38mm x 38mm x 7mm)
Weight	0.317 ounces
Battery Type	CR2032 Coin Cell (included)
Connectivity	Bluetooth
Material	Acrylonitrile Butadiene Styrene (ABS)
Compatibility	Apple iOS (Find My APP) only
Manufacturer	Nutale
Country of Origin	China

38MM



38MM

Thickness: 7MM

Image: A close-up view of the Nutale Smart Key Finder, clearly showing its compact dimensions of 38mm by 38mm with a thickness of 7mm.

7. WARRANTY AND SUPPORT

Nutale is committed to providing high-quality products and excellent customer service.

- **Warranty:** Nutale provides a one-year after-sales warranty for every Nutale Smart Key Finder.

- **Customer Care:** For any inquiries, technical assistance, or support needs, please refer to the contact information provided with your product packaging or visit the official Nutale website.

Related Documents - F11X

<div><p>Інструкція</p><p>Важливо прочитати цю інструкцію перед використанням пристрою. Інструкція містить важливу інформацію щодо безпеки, технічних характеристик, налаштування та функцій пристрою.</p><p>1. Застереження: При використанні пристрою слід дотримуватися всіх вказівок та застережень, наведених у цій інструкції.</p><p>2. Загальні вказівки: При використанні пристрою слід дотримуватися всіх вказівок та застережень, наведених у цій інструкції.</p><p>3. Налаштування: При використанні пристрою слід дотримуватися всіх вказівок та застережень, наведених у цій інструкції.</p><p>4. Функції: При використанні пристрою слід дотримуватися всіх вказівок та застережень, наведених у цій інструкції.</p><p>5. Технічні характеристики: При використанні пристрою слід дотримуватися всіх вказівок та застережень, наведених у цій інструкції.</p><p>6. Контактна інформація: При використанні пристрою слід дотримуватися всіх вказівок та застережень, наведених у цій інструкції.</p></div>	<p>Nut Air: Посібник користувача, налаштування та функції трекера</p> <p>Детальний посібник користувача для Bluetooth-трекера Nut Air. Дізнайтеся, як налаштувати, використовувати, знайти втрачені речі за допомогою Apple Find My, замінити батарею та ознайомтеся з нормативною інформацією. Включає інструкції та FAQ.</p>
<div><p>Nutale Findmy Product Instruction</p><p>Model Number: F11X</p><p>1. Quick Start Guide: This section provides a quick overview of the product and its basic functions.</p><p>2. Setup: This section provides detailed instructions on how to set up the product, including pairing with your smartphone.</p><p>3. Usage: This section provides detailed instructions on how to use the product, including how to track items and how to use the 'Lost Mode' feature.</p><p>4. Troubleshooting: This section provides information on how to troubleshoot common problems with the product.</p><p>5. FCC Compliance: This section provides information on the product's compliance with FCC regulations.</p></div>	<p>Nutale Findmy Product Instruction Manual</p> <p>Comprehensive user guide for the Nutale Findmy Product, detailing setup, operation, and troubleshooting for this Apple Find My network compatible Bluetooth tracker. Includes FCC compliance information.</p>
<div><p>Nutale Findmy Product Instruction</p><p>Model Number: F11X</p><p>1. Quick Start Guide: This section provides a quick overview of the product and its basic functions.</p><p>2. Setup: This section provides detailed instructions on how to set up the product, including pairing with your smartphone.</p><p>3. Usage: This section provides detailed instructions on how to use the product, including how to track items and how to use the 'Lost Mode' feature.</p><p>4. Troubleshooting: This section provides information on how to troubleshoot common problems with the product.</p><p>5. FCC Compliance: This section provides information on the product's compliance with FCC regulations.</p></div>	<p>Nutale Findmy Wireless Locator: Setup, Pairing & Usage Guide</p> <p>Get detailed instructions for the Nutale Findmy wireless locator. Learn setup, pairing with Apple's Find My app, using 'Play Sound' and 'Lost Mode', and understanding device status. FCC compliant.</p>
<div><p>Nut F11X User Manual</p><p>Model Number: F11X</p><p>1. Quick Start Guide: This section provides a quick overview of the product and its basic functions.</p><p>2. Setup: This section provides detailed instructions on how to set up the product, including pairing with your smartphone.</p><p>3. Usage: This section provides detailed instructions on how to use the product, including how to track items and how to use the 'Lost Mode' feature.</p><p>4. Troubleshooting: This section provides information on how to troubleshoot common problems with the product.</p><p>5. FCC Compliance: This section provides information on the product's compliance with FCC regulations.</p></div>	<p>Nut F11X User Manual and Product Information</p> <p>User manual for the Nut F11X Smart Tracker, detailing product overview, quick start guide, battery replacement, product parameters, and FCC compliance information.</p>